

Surface mount transient voltage suppressor power 400 watts

Stand-Off Voltage : 5.0V~440V

FEATURES

- For surface mounted applications in order to optimize board space.
- Low profile package
- Glass passivated junction
- Low inductance
- Plastic package has Underwriters Laboratory Flammability

MECHANICAL DATA

- Case: SMA
- Terminals: Solderable per MIL-STD-750, Method 2026
- Approx. Weight: 0.055g / 0.002oz

Maximum Ratings and Electrical characteristics

Ratings at 25 °C ambient temperature unless otherwise specified.

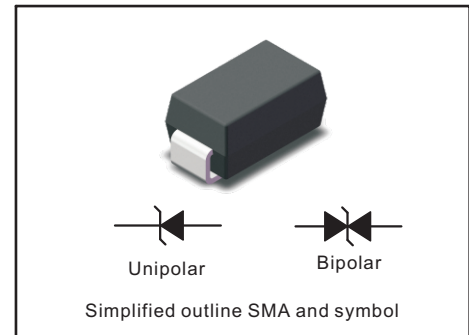
| Parameter | Symbol | Value | Unit |
|---|--------------------------|----------------------|-----------------------------|
| Peak Pulse Power Dissipation on $T_A=25^{\circ}\text{C}$ (Note 1,2,4, Fig1) | P_{PPM} | 400 | W |
| Peak Forward Surge Current (Note 3, Fig 4) | I_{FSM} (UNI) | 60 | A |
| Peak Pulse Current on 10/1000 us waveform (Note 1, Fig 3) | I_{PPM} | see Table 1 | A |
| ESD Voltage per IEC6100-4-2 Contact Air | V_{ESD1} V_{ESD2} | ± 30 ± 30 | kV |
| Typical Thermal Resistance Junction to Ambient(Note 2) | $R_{\theta JA}$ | 30 | $^{\circ}\text{C}/\text{W}$ |
| Operating Junction Temperature and Storage Temperature Range | T_j, T_{stg} | -65 ~ +150 | $^{\circ}\text{C}$ |

NOTES:

1. Non-repetitive current pulse, per Fig.3 and derated above $T_A = 25^{\circ}\text{C}$ per Fig. 2.
2. Mounted on 5mm^2 copper pads to each terminal.
3. Peak Forward Surge Current : 8.3ms single half sine-wave Superimposed on rated load (JEDEC method).
4. Peak pulse power waveform is 10/1000 μS .

PINNING

| PIN | DESCRIPTION |
|-----|-------------|
| 1 | Cathode |
| 2 | Anode |



Characteristics at Ta = 25°C

Table 1

| Type | | Reverse Stand-off Voltage | Breakdown Voltage | | Test Current | Reverse Leakage | Max. Clamp Voltage | Peak Pulse Current | Package | |
|----------|-----------|---------------------------|----------------------------------|------|----------------|-----------------------------------|----------------------------------|--------------------|----------------------|----|
| | | | V _{BR} @ I _T | | | | | | SMA | |
| | | V _{RRM} | Min | Max | I _T | I _R @ V _{RRM} | V _C @ I _{PP} | I _{PP} | Device Marking Ccode | |
| UNI | BI | V | V | V | mA | µA | V | A | UNI | BI |
| SMAJ5.0A | SMAJ5.0CA | 5 | 6.4 | 7 | 10 | 800 | 9.2 | 43.5 | HE | TE |
| SMAJ6.0A | SMAJ6.0CA | 6 | 6.67 | 7.37 | 10 | 800 | 10.3 | 38.8 | HG | TG |
| SMAJ6.5A | SMAJ6.5CA | 6.5 | 7.22 | 7.98 | 10 | 500 | 11.2 | 35.7 | HK | TK |
| SMAJ7.0A | SMAJ7.0CA | 7 | 7.78 | 8.6 | 10 | 200 | 12.0 | 33.3 | HM | TM |
| SMAJ7.5A | SMAJ7.5CA | 7.5 | 8.33 | 9.21 | 1 | 100 | 12.9 | 31.0 | HP | TP |
| SMAJ8.0A | SMAJ8.0CA | 8 | 8.89 | 9.83 | 1 | 50 | 13.6 | 29.4 | HR | TR |
| SMAJ8.5A | SMAJ8.5CA | 8.5 | 9.44 | 10.4 | 1 | 20 | 14.4 | 27.8 | HT | TT |
| SMAJ9.0A | SMAJ9.0CA | 9 | 10 | 11.1 | 1 | 10 | 15.4 | 26.0 | HV | TV |
| SMAJ10A | SMAJ10CA | 10 | 11.1 | 12.3 | 1 | 5 | 17.0 | 23.5 | HX | TX |
| SMAJ11A | SMAJ11CA | 11 | 12.2 | 13.5 | 1 | 1 | 18.2 | 22.0 | HZ | TZ |
| SMAJ12A | SMAJ12CA | 12 | 13.3 | 14.7 | 1 | 1 | 19.9 | 20.1 | IE | UE |
| SMAJ13A | SMAJ13CA | 13 | 14.4 | 15.9 | 1 | 1 | 21.5 | 18.6 | IG | UG |
| SMAJ14A | SMAJ14CA | 14 | 15.6 | 17.2 | 1 | 1 | 23.2 | 17.2 | IK | UK |
| SMAJ15A | SMAJ15CA | 15 | 16.7 | 18.5 | 1 | 1 | 24.4 | 16.4 | IM | UM |
| SMAJ16A | SMAJ16CA | 16 | 17.8 | 19.7 | 1 | 1 | 26.0 | 15.4 | IP | UP |
| SMAJ17A | SMAJ17CA | 17 | 18.9 | 20.9 | 1 | 1 | 27.6 | 14.5 | IR | UR |
| SMAJ18A | SMAJ18CA | 18 | 20 | 22.1 | 1 | 1 | 29.2 | 13.7 | IT | UT |
| SMAJ20A | SMAJ20CA | 20 | 22.2 | 24.5 | 1 | 1 | 32.4 | 12.3 | IV | UV |
| SMAJ22A | SMAJ22CA | 22 | 24.4 | 26.9 | 1 | 1 | 35.5 | 11.3 | IX | UX |
| SMAJ24A | SMAJ24CA | 24 | 26.7 | 29.5 | 1 | 1 | 38.9 | 10.3 | IZ | UZ |
| SMAJ26A | SMAJ26CA | 26 | 28.9 | 31.9 | 1 | 1 | 42.1 | 9.5 | JE | VE |
| SMAJ28A | SMAJ28CA | 28 | 31.1 | 34.4 | 1 | 1 | 45.4 | 8.8 | JG | VG |
| SMAJ30A | SMAJ30CA | 30 | 33.3 | 36.8 | 1 | 1 | 48.4 | 8.3 | JK | VK |
| SMAJ33A | SMAJ33CA | 33 | 36.7 | 40.6 | 1 | 1 | 53.3 | 7.5 | JM | VM |
| SMAJ36A | SMAJ36CA | 36 | 40 | 44.2 | 1 | 1 | 58.1 | 6.9 | JP | VP |
| SMAJ40A | SMAJ40CA | 40 | 44.4 | 49.1 | 1 | 1 | 64.5 | 6.2 | JR | VR |
| SMAJ43A | SMAJ43CA | 43 | 47.8 | 52.8 | 1 | 1 | 69.4 | 5.8 | JT | VT |
| SMAJ45A | SMAJ45CA | 45 | 50 | 55.3 | 1 | 1 | 72.7 | 5.5 | JV | VV |
| SMAJ48A | SMAJ48CA | 48 | 53.3 | 58.9 | 1 | 1 | 77.4 | 5.2 | JX | VX |
| SMAJ51A | SMAJ51CA | 51 | 56.7 | 62.7 | 1 | 1 | 82.4 | 4.9 | JZ | VZ |
| SMAJ54A | SMAJ54CA | 54 | 60 | 66.3 | 1 | 1 | 87.1 | 4.6 | RE | WE |
| SMAJ58A | SMAJ58CA | 58 | 64.4 | 71.2 | 1 | 1 | 93.6 | 4.3 | RG | WG |
| SMAJ60A | SMAJ60CA | 60 | 66.7 | 73.7 | 1 | 1 | 96.8 | 4.1 | RK | WK |
| SMAJ64A | SMAJ64CA | 64 | 71.1 | 78.6 | 1 | 1 | 103.0 | 3.9 | RM | WM |
| SMAJ70A | SMAJ70CA | 70 | 77.8 | 86 | 1 | 1 | 113.0 | 3.5 | RP | WP |
| SMAJ75A | SMAJ75CA | 75 | 83.3 | 92.1 | 1 | 1 | 121.0 | 3.3 | RR | WR |
| SMAJ78A | SMAJ78CA | 78 | 86.7 | 95.8 | 1 | 1 | 126.0 | 3.2 | RT | WT |
| SMAJ85A | SMAJ85CA | 85 | 94.4 | 104 | 1 | 1 | 137.0 | 2.9 | RV | WV |
| SMAJ90A | SMAJ90CA | 90 | 100 | 111 | 1 | 1 | 146.0 | 2.7 | RX | WX |
| SMAJ100A | SMAJ100CA | 100 | 111 | 123 | 1 | 1 | 162.0 | 2.5 | RZ | WZ |
| SMAJ110A | SMAJ110CA | 110 | 122 | 135 | 1 | 1 | 177.0 | 2.3 | SE | XE |
| SMAJ120A | SMAJ120CA | 120 | 133 | 147 | 1 | 1 | 193.0 | 2.1 | SG | XG |
| SMAJ130A | SMAJ130CA | 130 | 144 | 159 | 1 | 1 | 209.0 | 1.9 | SK | XK |
| SMAJ150A | SMAJ150CA | 150 | 167 | 185 | 1 | 1 | 243.0 | 1.6 | SM | XM |
| SMAJ160A | SMAJ160CA | 160 | 178 | 197 | 1 | 1 | 259.0 | 1.5 | SP | XP |
| SMAJ170A | SMAJ170CA | 170 | 189 | 209 | 1 | 1 | 275.0 | 1.5 | SR | XR |
| SMAJ180A | SMAJ180CA | 180 | 201 | 222 | 1 | 1 | 292.0 | 1.4 | ST | XT |
| SMAJ200A | SMAJ200CA | 200 | 224 | 247 | 1 | 1 | 324.0 | 1.2 | SX | XX |
| SMAJ220A | SMAJ220CA | 220 | 246 | 272 | 1 | 1 | 356.0 | 1.1 | ZE | YE |
| SMAJ250A | SMAJ250CA | 250 | 279 | 309 | 1 | 1 | 405.0 | 1.0 | ZG | YG |
| SMAJ300A | SMAJ300CA | 300 | 335 | 371 | 1 | 1 | 486.0 | 0.8 | ZK | YK |
| SMAJ350A | SMAJ350CA | 350 | 391 | 432 | 1 | 1 | 567.0 | 0.7 | ZM | YM |
| SMAJ400A | SMAJ400CA | 400 | 447 | 494 | 1 | 1 | 648.0 | 0.6 | ZP | YP |
| SMAJ440A | SMAJ440CA | 440 | 492 | 543 | 1 | 1 | 713.0 | 0.6 | ZR | YR |

Fig.1 Peak Pulse Power Rating Curve

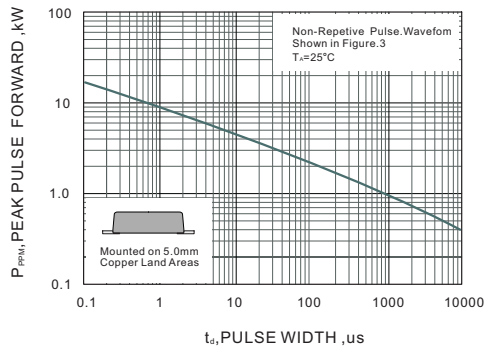


Fig.2 Forward Current Derating Curve

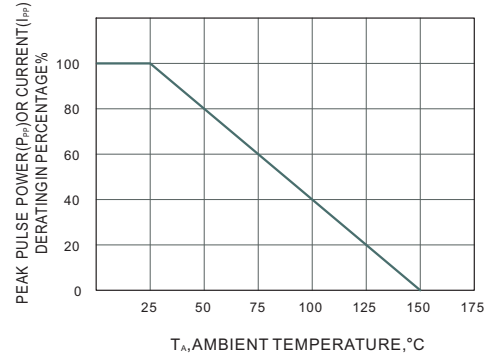


Fig.3 Pulse Waveform

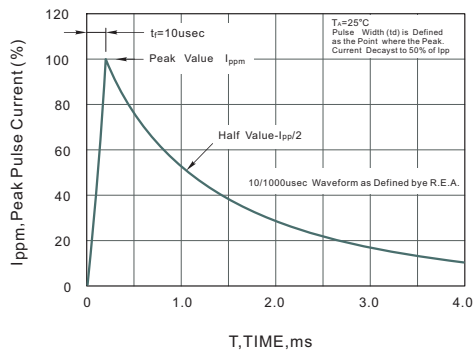
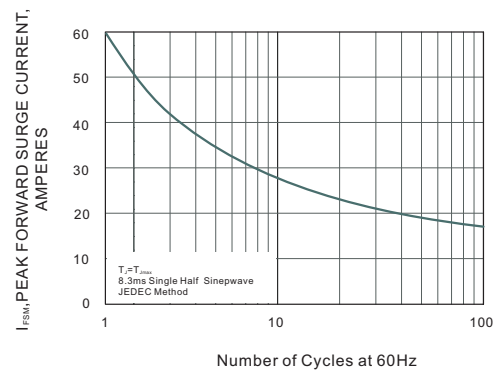


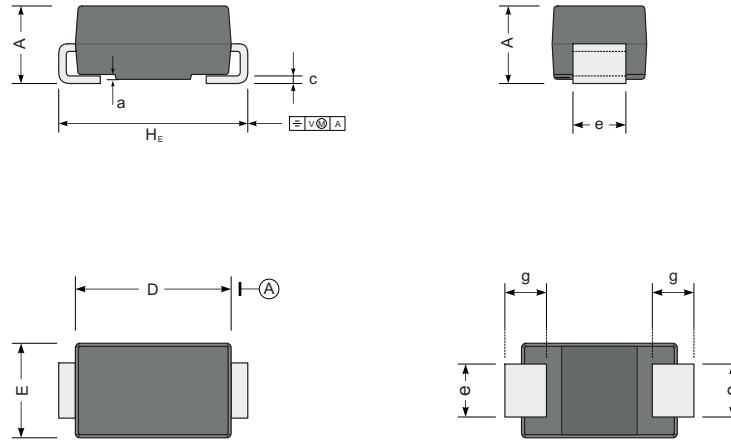
Fig.4 Maximum Non-Repetitive Peak Forward Surge Current



PACKAGE OUTLINE

Plastic surface mounted package; 2 leads

SMA



| UNIT | | A | D | E | H _E | c | e | g | a |
|------|-----|-----|------|------|----------------|------|------|------|------|
| mm | max | 2.3 | 4.75 | 2.83 | 5.3 | 0.31 | 1.65 | 1.5 | 0.3 |
| | min | 1.9 | 4.0 | 2.30 | 4.7 | 0.15 | 1.25 | 0.76 | 0.08 |

The recommended mounting pad size

