

Silicon Planar Zener Diodes

FEATURES

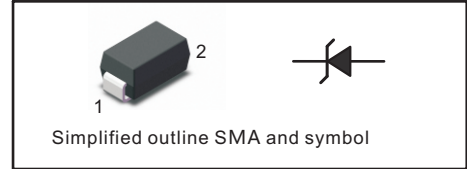
- Total power dissipation: Max. 1 W.
- Wide zener reverse voltage range 3.3V to 330V.
- Small plastic package suitable for surface mounted design.

MECHANICAL DATA

- Case: SMA
- Terminals: Solderable per MIL-STD-750, Method 2026
- Approx. Weight: 0.055g / 0.002oz

PINNING

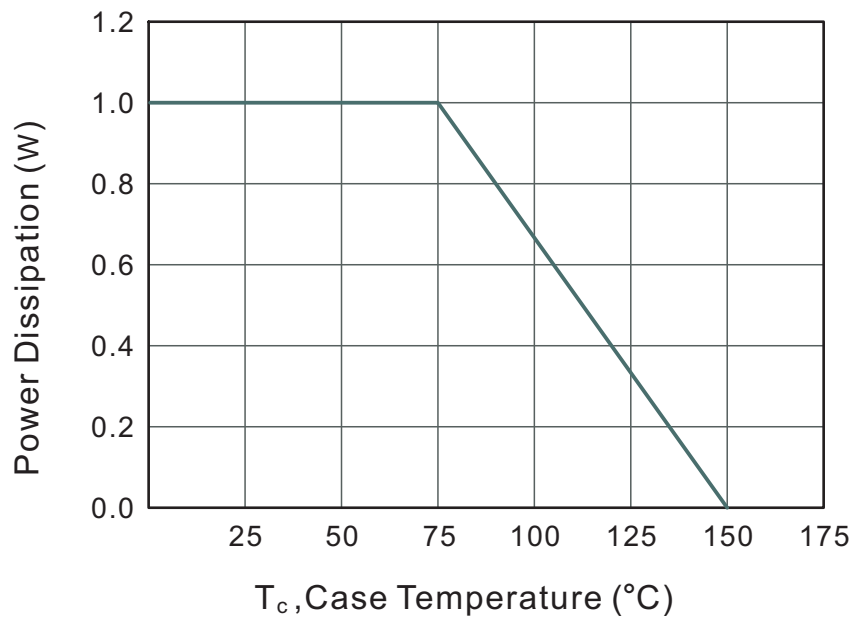
PIN	DESCRIPTION
1	Cathode
2	Anode



Absolute Maximum Ratings And Characteristics (Ta = 25 °C)

Parameter	Symbol	Value	Unit
Power Dissipation at T _c =75°C	P _D	1	W
Forward Voltage at I _F = 200 mA	V _F	1.2	V
Junction Temperature Range	T _J	- 55 to + 150	°C
Storage Temperature Range	T _s	- 55 to + 150	°C

Fig.1 Maximum Continuous Power Derating



Characteristics at Ta = 25°C

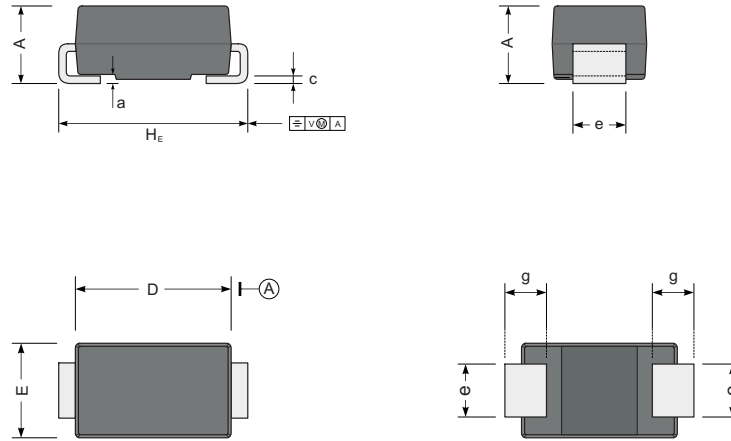
Type	Marking	Zener Voltage Range ⁽¹⁾			I _{ZT}	Dynamic Impedance	Reverse Current		Admissible Zener Current
		V _{ZT} (at I _{ZT})				Z _{ZT} (at I _{ZT})	I _R	at V _R	
		Min (V)	Nom (V)	Max (V)	(mA)	Max (Ω)	Max (μA)	(V)	I _{ZM} (mA)
1SMA4728AG	728A	3.10	3.3	3.50	75	10	100	1	285
1SMA4729AG	729A	3.40	3.6	3.80	69	10	100	1	263
1SMA4730AG	730A	3.70	3.9	4.10	64	9.0	50	1	243
1SMA4731AG	731A	4.06	4.3	4.56	58	9.0	25	1	219
1SMA4732AG	732A	4.50	4.7	4.93	53	8.0	10	1	203
1SMA4733AG	733A	4.84	5.1	5.36	49	7.0	10	1	186
1SMA4734AG	734A	5.32	5.6	5.92	45	5.0	10	2	170
1SMA4735AG	735A	5.86	6.2	6.51	41	2.0	10	3	154
1SMA4736AG	736A	6.46	6.8	7.18	37	3.5	10	4	140
1SMA4737AG	737A	7.12	7.5	7.88	34	4.0	10	5	127
1SMA4738AG	738A	7.79	8.2	8.67	31	4.5	10	6	116
1SMA4739AG	739A	8.60	9.1	9.59	28	5.0	10	7	104
1SMA4740AG	740A	9.50	10	10.5	25	7.0	10	7	95
1SMA4741AG	741A	10.4	11	11.6	23	8.0	5	8	86
1SMA4742AG	742A	11.4	12	12.6	21	9.0	5	9	79
1SMA4743AG	743A	12.4	13	14.1	19	10	5	10	71
1SMA4744AG	744A	13.8	15	15.8	17	14	5	11	63
1SMA4745AG	745A	15.2	16	17.1	16	16	5	12	58
1SMA4746AG	746A	16.8	18	19.2	14	20	5	13	52
1SMA4747AG	747A	19.0	20	21.2	13	22	5	15	47
1SMA4748AG	748A	20.8	22	23.3	12	23	5	17	43
1SMA4749AG	749A	22.8	24	26.0	11	25	5	18	38
1SMA4750AG	750A	25.3	27	28.9	9.5	35	5	21	35
1SMA4751AG	751A	28.2	30	32.0	8.5	40	5	23	31
1SMA4752AG	752A	31.3	33	34.9	7.5	45	5	25	28
1SMA4753AG	753A	34.2	36	37.9	7.0	50	5	27	26
1SMA4754AG	754A	37.2	39	41.5	6.5	60	5	30	24
1SMA4755AG	755A	40.9	43	45.6	6.0	70	1	32	22
1SMA4756AG	756A	44.9	47	49.8	5.5	80	1	35	20
1SMA4757AG	757A	48.6	51	54.0	5.0	95	1	38	18
1SMA4758AG	758A	53.6	56	58.8	4.5	110	1	42	17
1SMA4759AG	759A	58.9	62	65.6	4.0	125	1	47	15
1SMA4760AG	760A	64.6	68	71.7	3.7	150	1	52	14
1SMA4761AG	761A	71.2	75	78.8	3.3	175	1	56	12
1SMA4762AG	762A	77.9	82	87.0	3.0	200	1	62	11
1SMA4763AG	763A	86.0	91	96.0	2.8	250	1	69	10
1SMA4764AG	764A	95.0	100	105	2.5	350	1	76	9.5
1SMA4765AG	765A	104	110	116	2.3	450	1	84	8.6
1SMA4766AG	766A	114	120	127	2.0	550	1	91	7.8
1SMA4767AG	767A	125	135	142	1.9	700	1	100	7.0
1SMA4768AG	768A	140	150	157	1.7	900	1	110	6.3
1SMA4769AG	769A	155	165	172	1.6	1100	1	120	5.8
1SMA4770AG	770A	170	180	191	1.4	1200	1	135	5.2
1SMA4771AG	771A	189	200	211	1.2	1400	1	150	4.7
1SMA4772AG	772A	209	220	231	1.0	1600	1	165	4.3
1SMA4773AG	773A	229	240	251	1.0	1800	1	180	3.9
1SMA4774AG	774A	249	260	271	1.0	2000	1	190	3.7
1SMA4775AG	775A	269	280	291	1.0	2100	1	205	3.4
1SMA4776AG	776A	289	300	315	1.0	2300	1	230	3.1
1SMA4777AG	777A	313	330	346	1.0	2500	1	250	2.8

(1) V_{ZT} is tested with pulses (20 ms)

PACKAGE OUTLINE

Plastic surface mounted package; 2 leads

SMA



UNIT		A	D	E	H _E	c	e	g	a
mm	max	2.2	4.5	2.7	5.2	0.31	1.6	1.5	0.3
	min	1.9	4.0	2.3	4.7	0.15	1.3	0.9	
mil	max	87	181	106	205	12	63	59	12
	min	75	157	91	185	6	51	35	

The recommended mounting pad size

