

深圳市业展电子有限公司

# 承认书

## SPECIFICATION FOR APPROVAL

客户名称

Customer Name \_\_\_\_\_

客户料号

Customer P/N \_\_\_\_\_

产品名称

Product Name

Alloy Shunt Resistors – SBB Series

产品规格

Product Type

SBB-M-0.5F-y-t5

申请承认日期

Apply Date

2019-11-28

版本

REV. \_\_\_\_\_

供货商属性  代理商

制造商 深圳市业展电子有限公司

Vendor Type Agency

Manufacturer

Note: 禁止使用 1 级环境管理物质.遵守 ACBEL"环境管理物质规范"中所要求之含量标准.

Restrict use of hazardous substances of level 1; Comply with "Specification for Hazardous Substances and Materials Management" of ACBEL

供货商印鉴 Vendor Stamp	APPROVED	CHECKED	PREPARED	承认印鉴 Stamp
			邓小辉	

Mainland China: 深圳市业展电子有限公司

Shenzhen Yezhan Electronics Co., Ltd.

Add: 深圳市龙华区环观中路荣倡工业园 7 栋 4 楼

Tel: 0755-26517682 Fax: 0755-83918284

E-mail: yezhan@yezhan.com.cn

标准书名 Classification 承认书 Specification	Spec No.	YZ-QR-EN-007
品 名 : 内拆分流电阻 SBB Series Product Name: Alloy Shunt Resistors	Version	1.5
	Page	5-2

1. 一般事项 General

1.1 适用范围 Scope

本承认书适用于深圳市业展电子有限公司 制造之[内拆分流电阻]。

This specification is available for Alloy Shunt Resistors manufactured by

Shenzhen Yezhan Electronics Co., Ltd.

1.2 品质 Quality

本电阻器的制造系经高质量管理程序, 并具有高信赖性的质量保证, 且符合 RoHS 和无卤要求。

The resistor is manufactured by highly quality-controlled process and guaranteed high reliability,

it meets RoHS & Halogen-Free requirement.

1.3 标准试验状态 Standard measuring conditions

温度  $20 \pm 2^\circ\text{C}$ 、湿度  $65 \pm 5\%$ 。

但在温度  $5 \sim 35^\circ\text{C}$ 、湿度  $45 \sim 85\%$ 之情况下, 仍可给予判定。

Temperature  $20 \pm 2^\circ\text{C}$ , Humidity  $65 \pm 5\%$ .

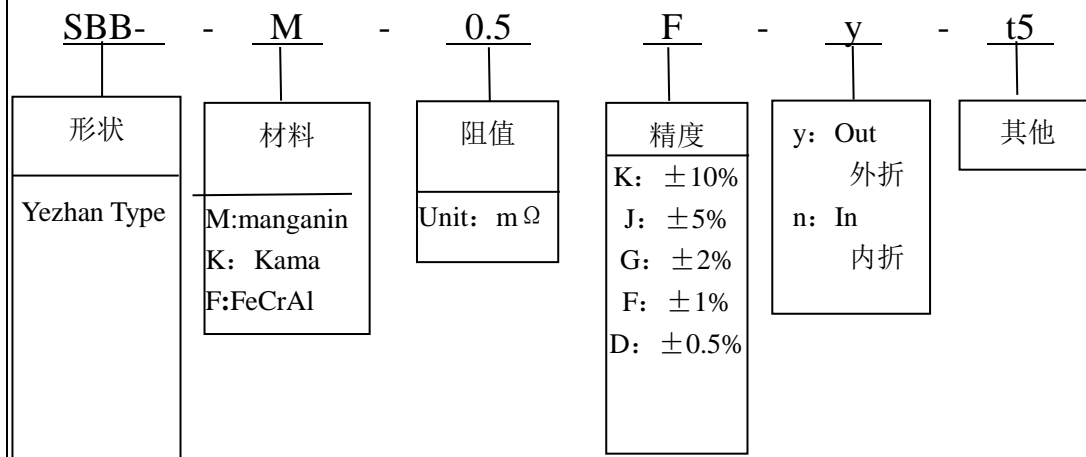
Being no doubt about the judgment, measurements can be made within the following Temperature

$5 \sim 35^\circ\text{C}$ , Humidity  $45 \sim 85\%$ .

1.4 形名 (例) Type designation (example)

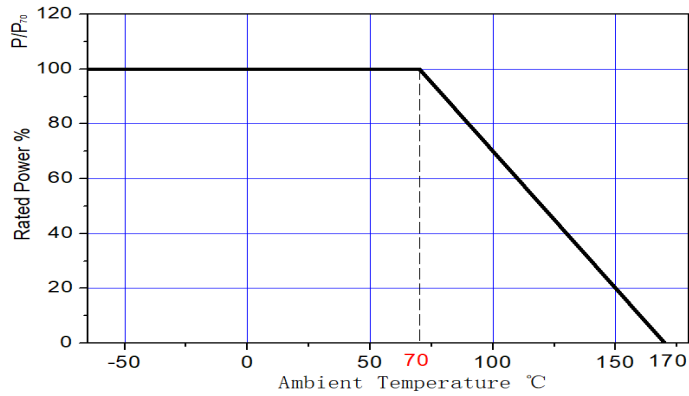
依使用种类、线径、脚距、形状、公称电阻值、电阻值容许差而区别, 其构造如下:

The type designation shall be in the following form and as specified.

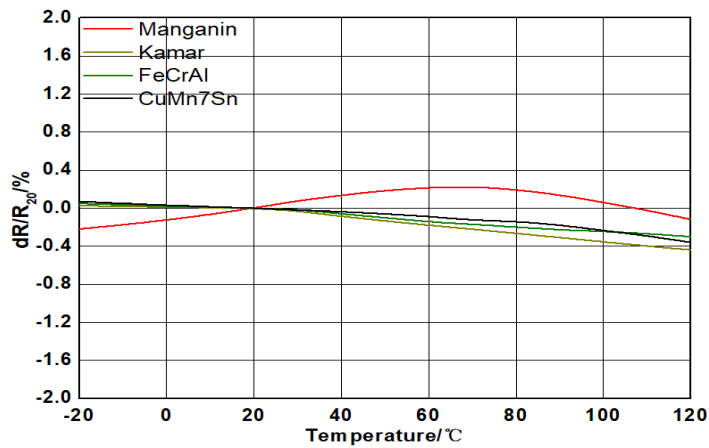


标准书名 Classification 承认书 Specification	Spec No.	YZ-QR-EN-007
品名：内拆分流电阻 SBB Series Product Name: Alloy Shunt Resistors	Version	1.5
	Page	5-3

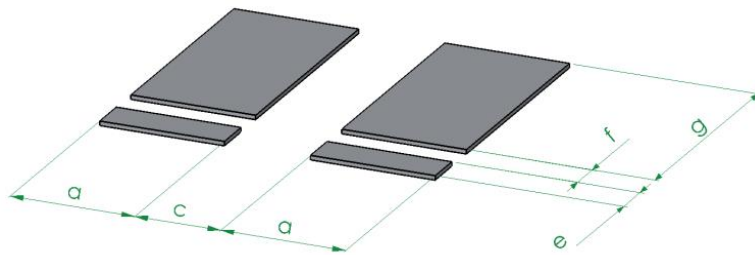
1.5 功率曲线 Power Derating



1.6 温度系数曲线 TCR Derating



1.7 推荐焊盘尺寸 Recommended Solder Pad Layout



PCB	a	c	e	f	g
内折 In	2.9	2	0.9	0.8	5.6
外折 Out	4	5.5	0.9	0.8	5.6

1.8 印字标识 Marking

**R0003 1%** 0.3mΩ 1%

标准书名 Classification 承认书 Specification	Spec No.	YZ-QR-EN-00 7
品 名 : 内拆分流电阻 SBB Series Product Name: Alloy Shunt Resistors	Version	1.5
	Page	5-4

### 1.9 特征 Feature

项 目	参 数
图 解	
阻 值	0.3~3mΩ
精 度	±1%、±2、±5%
额定功率	5W
使用温度	-65°C~170°C

阻值 Resistor	类型 Type	M	H	W	T	A	X	D
SBB-M-0.3F-y-t5	Out	6.6±0.3	3±0.5	6.9±0.3	1.06±0.1	2.5±0.2	4.8±0.4	0.9
SBB-M-0.5F-y-t5	Out	6.6±0.3	3±0.5	6.9±0.3	0.67±0.1	2.5±0.2	4.8±0.4	0.9
SBB-M-1F-y-t5	Out	6.6±0.3	3±0.5	6.9±0.3	0.33±0.1	2.5±0.2	4.8±0.4	0.9
SBB-K-2F-y-t5	Out	6.6±0.3	3±0.5	6.9±0.3	0.47±0.1	2.5±0.2	4.8±0.4	0.9
SBB-K-3F-y-t5	Out	6.6±0.3	3±0.5	6.9±0.3	0.34±0.1	2.5±0.2	4.8±0.4	0.9
SBB-M-0.5F-n-t5	In	6.6±0.3	3±0.5	6.9±0.3	0.67±0.1	2.5±0.2	4.8±0.4	0.9
SBB-M-1F-n-t5	In	6.6±0.3	3±0.5	6.9±0.3	0.33±0.1	2.5±0.2	4.8±0.4	0.9
SBB-K-2F-n-t5	In	6.6±0.3	3±0.5	6.9±0.3	0.5±0.1	2.5±0.2	4.8±0.4	0.9
SBB-K-3F-n-t5	In	6.6±0.3	3±0.5	6.9±0.3	0.34±0.1	2.5±0.2	4.8±0.4	0.9

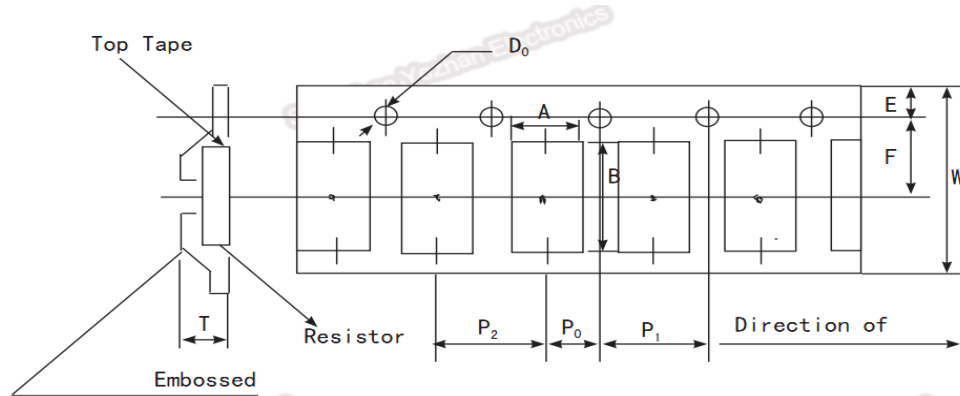
标准书名 Classification 承认书 Specification	Spec No.	YZ-QR-EN-007
品名：内拆分流电阻 SBB Series	Version	1.5
Product Name: Alloy Shunt Resistors	Page	5-5

## 2 应用范围 Applications

- 混合应用的电源电流传感器 Current sensor for power hybrid applications
- 变频器 Frequency converters
- 电源模块 Power modules
- 通讯系统 Communication system
- 自动化控制电源 Automatic control power supply
- 汽车市场的高电流应用 High current applications for the automotive market
- 体系认证 IATF16949

## 3 包装 Packaging

### 编带 Embossed Plastic Tape Specifications



Type	A	B	W	E	F	P0	P1	P2	D0	T	Quantity (EA)
In	7.5	8	16	1.75	7.35	6	12	12	1.5	3.8	3000
Out	7.5	12.1	24	1.75	12.2	6	12	12	1.5	3.5	1000

## 4 工作特性 Performance Date

Items	Additional Requirements	Reference	Limits
Temperature Cycling	1000 Cycles(-55°C to +125°C) Measurement at 24±2hours after test conclusion	JESD22 Method JA-104	±0.5%
High Temperature Exposure	1000hrs.@T=125°C.Unpowered. Measurement at 24±2hours after test conclusion	MIL-STD-202 Method 108	±0.5%
Biased Humidity	1000hrs 85°C/85%RH. Note: Specified conditions: 10% of operating power. Measurement at 24±2hours after test conclusion	MIL-STD-202 Method 103	±0.5%
Operational Life	Condition D Steady State TA=125°C at rated power. Measurement at 24±2hours after test conclusion	MIL-STD-202 Method 108	±1%
Solderability	245°C±5°C,5s+0.5s/-0	J-STD-002C	95% Coverage Min
Resistance to Soldering Heat	260°C±5°C, 10s±1s Measurement at 24±2hours after test conclusion	MIL-STD-202 Method 210	±0.5%
Short Time Overload	5×Rated power for 5 s Measurement at 24±2hours after test conclusion	MIL-STD-202 Method 301	±0.5%