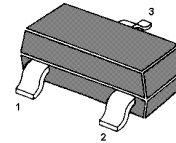


# MMBT9012

## PNP Silicon Epitaxial Planar Transistors

for switching and amplifier applications.



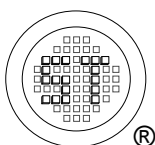
1. Base 2. Emitter 3. Collector  
TO-236 Plastic Package

### Absolute Maximum Ratings ( $T_a = 25\text{ }^\circ\text{C}$ )

Parameter	Symbol	Value	Unit
Collector Base Voltage	$-V_{CBO}$	40	V
Collector Emitter Voltage	$-V_{CEO}$	30	V
Emitter Base Voltage	$-V_{EBO}$	5	V
Collector Current	$-I_C$	500	mA
Power Dissipation	$P_{tot}$	200	mW
Junction Temperature	$T_j$	150	$^\circ\text{C}$
Storage Temperature Range	$T_{stg}$	- 55 to + 150	$^\circ\text{C}$

### Characteristics at $T_a = 25\text{ }^\circ\text{C}$

Parameter	Symbol	Min.	Max.	Unit
DC Current Gain at $-V_{CE} = 1\text{ V}$ , $-I_C = 50\text{ mA}$ Current Gain Group at $-V_{CE} = 1\text{ V}$ , $-I_C = 500\text{ mA}$	G	100	250	-
	H	160	400	-
	$h_{FE}$	40	-	-
Collector Base Cutoff Current at $-V_{CB} = 35\text{ V}$	$-I_{CBO}$	-	100	nA
Emitter Base Cutoff Current at $-V_{EB} = 5\text{ V}$	$-I_{EBO}$	-	100	nA
Collector Base Breakdown Voltage at $-I_C = 100\text{ }\mu\text{A}$	$-V_{(BR)CBO}$	40	-	V
Collector Emitter Breakdown Voltage at $-I_C = 1\text{ mA}$	$-V_{(BR)CEO}$	30	-	V
Emitter Base Breakdown Voltage at $-I_E = 100\text{ }\mu\text{A}$	$-V_{(BR)EBO}$	5	-	V
Collector Emitter Saturation Voltage at $-I_C = 500\text{ mA}$ , $-I_B = 50\text{ mA}$	$-V_{CE(sat)}$	-	0.6	V
Base Emitter Saturation Voltage at $-I_C = 500\text{ mA}$ , $-I_B = 50\text{ mA}$	$-V_{BE(sat)}$	-	1.2	V
Base Emitter Voltage at $-V_{CE} = 1\text{ V}$ , $-I_C = 100\text{ mA}$	$-V_{BE}$	-	1	V
Gain Bandwidth Product at $-V_{CE} = 6\text{ V}$ , $-I_C = 20\text{ mA}$	$f_T$	100	-	MHz



**SEMTECH ELECTRONICS LTD.**



ISO 9001 : 2008  
Certificate No. 180713000



ISO 14001 : 2004  
Certificate No. 7116



ISO 9001 : 2008  
Certificate No. 90719410



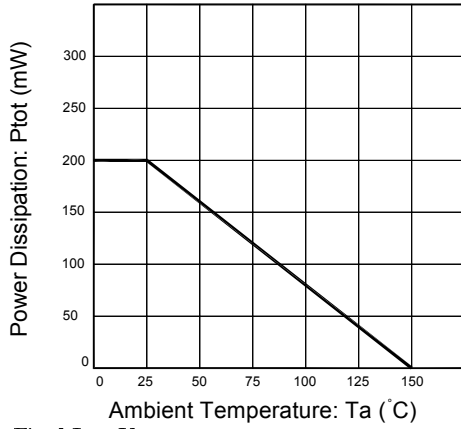
BS-QMSAS 18001 : 2007  
Certificate No. 7116



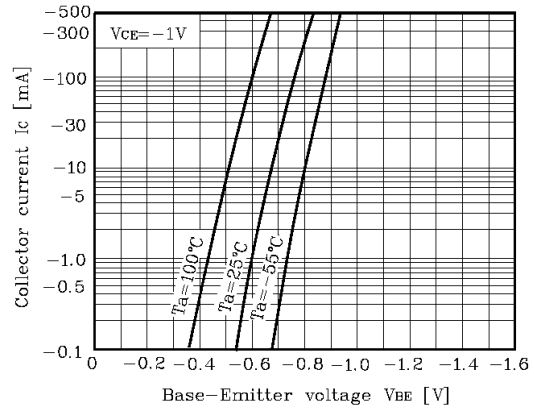
IECQ QC 080000  
Certificate No. PRC-18P4-1483

Dated: 16/03/2015 Rev: 01

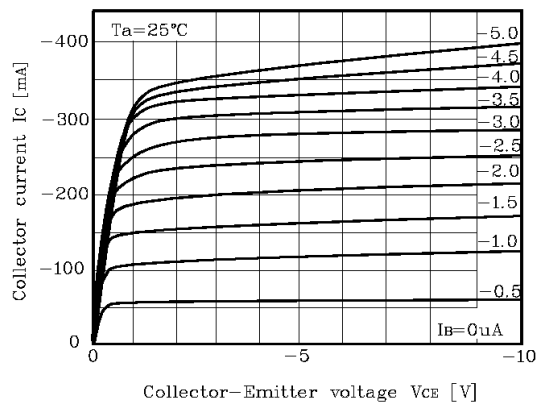
**Fig. 1**  $P_{tot} - T_a$



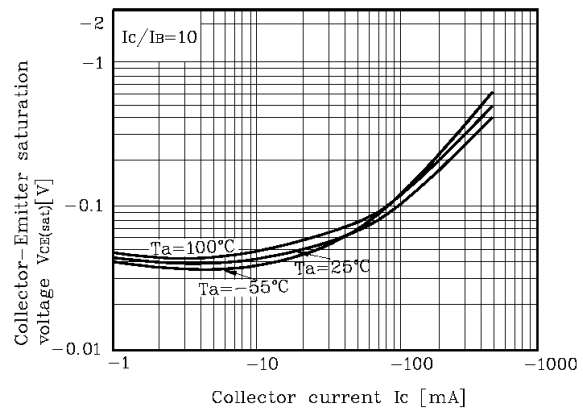
**Fig. 2**  $I_C - V_{BE}$



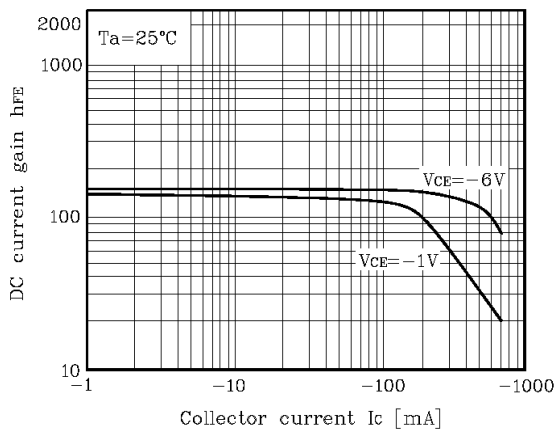
**Fig. 3**  $I_C - V_{CE}$



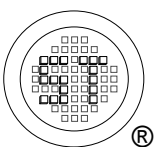
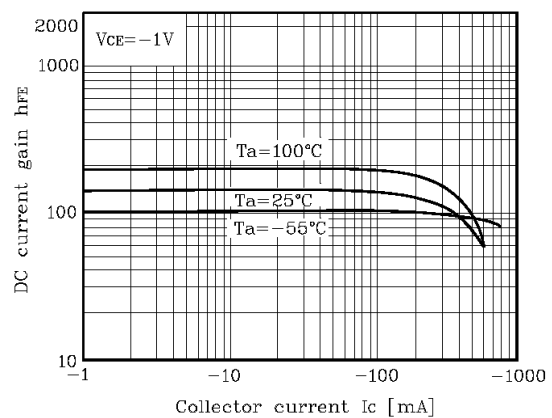
**Fig. 4**  $V_{CE(sat)} - I_C$



**Fig. 5**  $h_{FE} - I_C$



**Fig. 6**  $h_{FE} - I_C$



**SEMTECH ELECTRONICS LTD.**

