

產品編碼 P/N	PSPMAA0518系列	測試設備 TEST INSTRUMENT	Zentech-3305 / Zentech502BC
產品系列 Series	SMD Molding Inductor	測試頻率 TEST FREQUENCY	100KHZ / 1V

客戶名稱 : 立创商城  
Customer

客戶編碼 :  
Customer P/N

產品系列 : SMD Molding Inductor  
Series

產品編碼 : PSPMAA0518系列  
Supply P/N

發版號 : A2.0  
Version

承認日期 : 2020-7-30  
Endorsement Date

備註 :  
Note

譜羅德電子科技（深圳）有限公司 PROD Electronic Technology (Shenzhen) Co. LTD	
製作 APPROVED	Ben
審查 CHECKED	Yuki
確認 PREPARED	Peter

客戶承認 Customer Approval

客戶簽章

# 修訂記錄

## REVISION RECORD



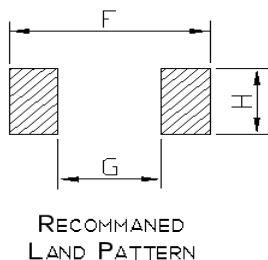
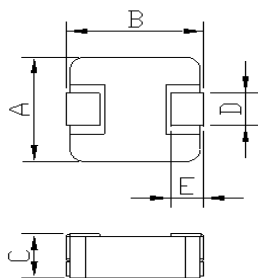
產品編碼 P/N	<b>PSPMAA0518系列</b>	測試設備 TEST INSTRUMENT	<b>Zentech-3305 / Zentech502BC</b>
產品系列 Series	<b>SMD Molding Inductor</b>	測試頻率 TEST FREQUENCY	<b>100KHZ / 1V</b>

Version	REVISION ITEM	BEFORE REVISION	AFTER REVISION	DATE
A2.0	First Version			2020-7-30

產品編碼 P/N	PSPMAA0518系列	測試設備 TEST INSTRUMENT	Zentech-3305 / Zentech502BC
產品系列 Series	SMD Molding Inductor	測試頻率 TEST FREQUENCY	100KHZ / 1V

### 封裝尺寸 (mm)

Dimension

RECOMMENDED  
LAND PATTERN

0518系列	封裝尺寸 Dimension
A	5.2 ± 0.3
B	5.4 ± 0.3
C	1.8 MAX
D	2.2 ± 0.3
E	1.2 ± 0.3
F	5.99 Typ
G	2.2 Typ
H	2.5 Typ

### 編碼解釋

Code interpretation

<b>PSPMAA</b>	<b>0518</b>	<b>1R0</b>	<b>M</b>	<b>ANP</b>
類別碼	尺寸系列	系列碼	公差	標識碼
Category code	Dimension	Inductance	Tolerance	Other's code

### 電氣參數

Electrical Characteristics

產品編碼 P/N	@ 25 °C Ambient Temperature					
	感值 Inductance	公差 Tolerance	DCR		溫升電流 (IRMS)	飽和電流 (ISAT)
			mΩ			
	μH	±	Typ	Max	ΔT≈40°C	L0 drop≈30%
PSPMAA0518-R47M-ANP	0.47	20%	7.6	8.5	10	15.5
PSPMAA0518-R56M-ANP	0.56	20%	8	10	9.5	15
PSPMAA0518-R68M-ANP	0.68	20%	12	14	8	11.2
PSPMAA0518-1R0M-ANP	1	20%	15	25	7.5	8.6
PSPMAA0518-1R5M-ANP	1.5	20%	23	28	5.5	7.2
PSPMAA0518-2R2M-ANP	2.2	20%	30	35	4.7	6
PSPMAA0518-3R3M-ANP	3.3	20%	45	52	4.5	4.8
PSPMAA0518-4R7M-ANP	4.7	20%	70	81	3.2	3.9
PSPMAA0518-6R8M-ANP	6.8	20%	103	125	2.6	3.4

- ◎ 規格參數基於環境溫度25°C取得  
All test Data is referenced to 25°C ambient
- ◎ 電感工作環境溫度：-25°C ~ 125°C  
Operating temperature range -25 °C to +125 °C
- ◎ 加載溫升電流 (Irms) 會使電感溫度上升大約 40°C (電感初始溫度+上升溫度=電感最終溫度)  
Typical Irms would cause an approximately ΔT of 40°C
- ◎ 加載飽和電流 (ISAT) 會使感量下降大約30%  
Typical ISAT would cause Lo to drop approximately 30%.
- ◎ 額定電流取值溫升電流與飽和電流二者最小值  
The rated current is determined by the minimum value between IRMS and ISAT
- ◎ 務必考慮最終的產品設計，元器件佈局，線路板走線，以及使用環境過程中，電感最終溫度不得超過125°C  
The operating temperature of inductance do not exceed 125°C
- ◎ 使用電感時，請查閱第8頁注意事項  
The announcements is on page 9

產品編碼 P/N	PSPMAA0518系列	測試設備 TEST INSTRUMENT	Zentech-3305 / Zentech502BC
產品系列 Series	SMD Molding Inductor	測試頻率 TEST FREQUENCY	100KHZ / 1V

## 電氣參數

## Electrical Characteristics

產品編碼 P/N	@ 25 °C Ambient Temperture					
	感值 Inductance	公差 Tolerance	DCR		溫升電流 (IRMS)	飽和電流 (ISAT)
			mΩ		A	A
	μH	±	Typ	Max	ΔT≈40°C	L0 drop≈30%
PSPMAA0518-8R2M-ANP	8.2	20%	131	145	2.4	3
PSPMAA0518-100M-ANP	10	20%	139	154	2.3	2.8

- ◎ 規格參數基於環境溫度25°C取得  
All test Data is referenced to 25°C ambient
- ◎ 電感工作環境溫度：-25°C ~ 125°C  
Operating temperature range -25 °C to +125 °C
- ◎ 加載溫升電流（Irms）會使電感溫度上升大約 40°C（電感初始溫度+上升溫度=電感最終溫度）  
Typical Irms would cause an approximately ΔT of 40°C
- ◎ 加載飽和電流（ISAT）會使感量下降大約30%  
Typical ISAT would cause Lo to drop approximately 30%.
- ◎ 額定電流取值溫升電流與飽和電流二者最小值  
The rated current is determined by the minimum value between IRMS and ISAT
- ◎ 務必考慮最終的產品設計，元器件佈局，線路板走線，以及使用環境過程中，電感最終溫度不得超過125°C  
The operating temperature of inductance do not exceed 125°C
- ◎ 使用電感時，請查閱第8頁注意事項  
The announcements is on page 9



譜羅德電子科技（深圳）有限公司  
PROD TECHNOLOGY CO., LTD.

深圳市寶安區石岩三聯工業區B棟311



億力科技股份有限公司  
E-LIVEN TECHNOLOGY CO., LTD.

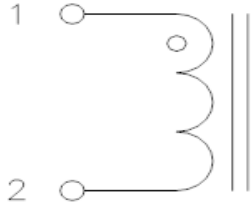
台灣桃園市八德區和城路28號

# 特性 CHARACTERISTICS



產品編碼 P/N	<b>PSPMAA0518系列</b>	測試設備 TEST INSTRUMENT	<b>Zentech-3305 / Zentech502BC</b>
產品系列 Series	<b>SMD Molding Inductor</b>	測試頻率 TEST FREQUENCY	<b>100KHZ / 1V</b>

## 電路結構 Connections

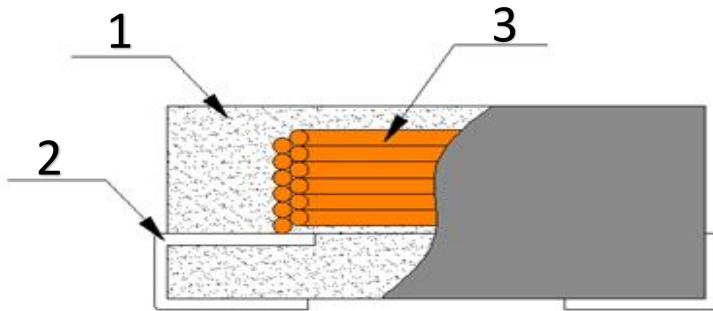


## 印字方式 Marking



- ◎ 電感內置一組線圈  
Inductor Contents one (1) Set(s) of Coil
- ◎ 電感使用不需要區分正負方向  
DC/AC Current Shall Be Introduced By Any One of Two Pads

## 內部構造 Internal Structure

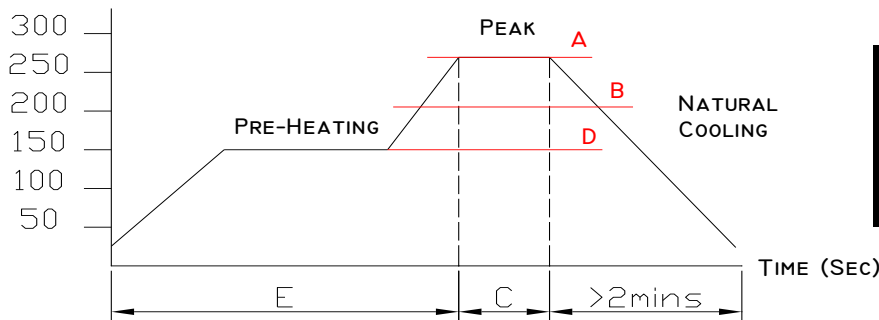


- 1: 磁芯 / Core
- 2: 電極 / Electrode
- 3: 線圈 / coil

## 焊接溫度 (推荐)

### Recommended Soldering Temperature Graph

TEMPERATURE (°C)



A	260°C
B	230°C
C	10 Sec
D	150°C
E	60~240 Sec

產品編碼 P/N	PSPMAA0518系列	測試設備 TEST INSTRUMENT	Zentech-3305 / Zentech502BC
產品系列 Series	SMD Molding Inductor	測試頻率 TEST FREQUENCY	100KHZ / 1V

### 机械可靠性测试

#### Mechanical Reliability

實驗名稱 ITEM	試驗要求 Specification & Requirement	試驗方法 Method Used
可焊性實驗 Solderability	The surface of terminal/pin tested shall be covered with new solder by 95%	Solder heat proof: Preheating: 180 ±10°C 90 seconds Soldering: 255 ±5°C for 3 ±1 sec
機械衝擊 Shock	Inductance change within ± 5% Without mechanical damage SMD Molding Inductor	Drop down with 981m/s <sup>2</sup> (100G) shock Attitude upon a rubber block method shock testing machinem, 3 tests.
振動實驗 Vibration	Inductance change within ± 5% Without mechanical damage	Vibration frequency: 10Hz to 55Hz to 10Hz 60 seconds cycle Vibration time: 2 hours

### 老化测试

#### Aging Reliability

實驗名稱 ITEM	試驗要求 Specification & Requirement	試驗方法 Method Used
冷熱衝擊 Thermal Shock	Inductance change within ± 5% Without mechanical damage	-55°C, (30 mins) -> room temp. (5 mins) -> 125°C, (30 mins) -> room temp. (5 mins) 100 cycles
耐熱性 Heat Resistance	Inductance change within ± 5% Without mechanical damage	Apply IDC current @ 85°C ambient Duration: 1000 hrs
耐濕性 Humidity Resistance	Inductance change within ± 5% Without mechanical damage	Apply IDC current @ 60°C ambient Humidity: 90~95% Duration: 1000 hrs
低溫存儲實驗 Low Temp. Storing	Inductance change within ± 5% Without mechanical damage	Storing Temp. -55 ±2 °C for total 1,000 +4/-0 hours
高溫存儲實驗 High Temp. Storing	Inductance change within ± 5% Without mechanical damage	Storing Temp. 125 ±2 °C for total 1,000 +4/-0 hours

# 包裝方式

## PACKING FOR SMD

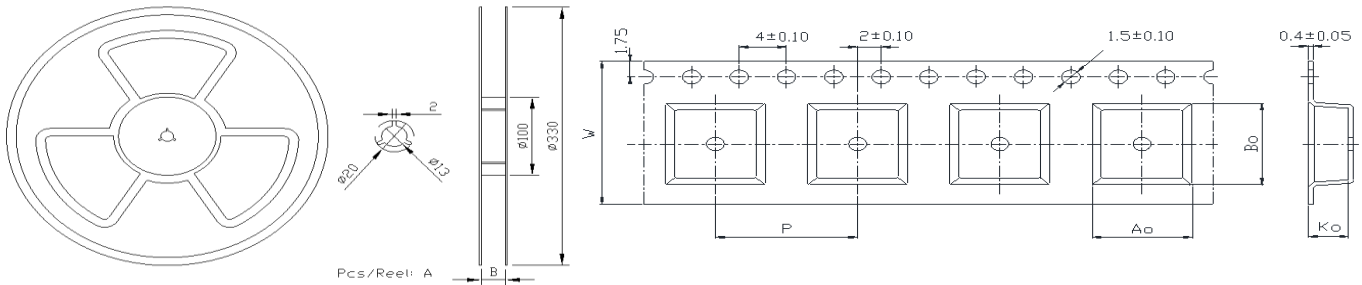


產品編碼 P/N	PSPMAA0518系列	測試設備 TEST INSTRUMENT	Zentech-3305 / Zentech502BC
產品系列 Series	SMD Molding Inductor	測試頻率 TEST FREQUENCY	100KHZ / 1V

載帶卷盤尺寸 : (mm)

Packing Dimension

MPQ	B	Ao	Bo	Ko	W	p
2000pcs/卷盤	12.5 Typ	5.7 ± 0.2	5.9 ± 0.2	2.3 ± 0.2	12 Typ	8 Typ

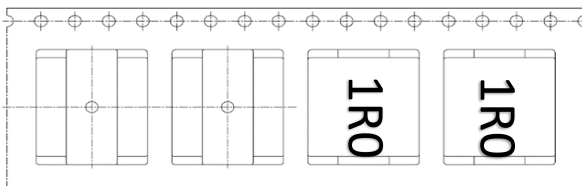


載帶內產品排列方式:

Inductance Packing Method

首字對孔

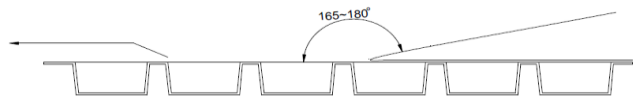
The first mark is on the side of the gear hole



載帶剝離力:

Typical Pulling Force

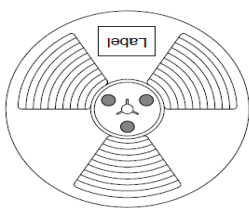
20~120 gf



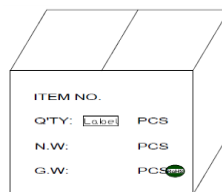
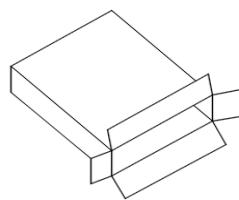
裝箱數量:

Package Quantity

2000pcs/卷盤  
2000pcs/Reel



6000pcs/每盒  
6000pcs/ Middle box



18000pcs/每箱  
18000pcs/ Outer box

◎ 實際出貨過程，依據客戶需求狀況的不同，包裝數量會有變化，最終的包裝數量請參照實際出貨額包裝

In the actual delivery process, the package quantity will change according to the different customer demands. Please refer to the actual shipment quantity for the final package quantity



## 注意事項

使用本產品時，請注意以下事項

- ◎ 產品保存期限為12個月，保存條件：溫度5~40℃，濕度10~75%RH以內，超過保存期限可能會使產品端子電極發生氧化。
- ◎ 請勿在極端環境下使用和保存（高鹽，強酸，強鹼，強輻射等）。
- ◎ 產品焊接前，請進行預熱；預熱溫度與焊接溫度之間溫差建議控制在150℃以內。
- ◎ 產品焊接後需重新拆卸焊接修正時，請遵循規格書規定的條件範圍；過高的加熱溫度以及反復的拆卸可能會導致產品失效。
- ◎ 產品請勿接觸清洗劑，酒精等液體，這會侵蝕產品本體，從而導致產品失效。
- ◎ 產品焊接到線路板後，請注意不可因線路板整體變形或局部變形而施加給電感剩餘應力，這可能會導致電感發生破裂，脫落，以致失效。
- ◎ 產品通電後溫度會隨電流的增大而上升，設計時請務必考慮留有餘量。
- ◎ 過高的靜電會對產品產生永久性損害，請注意靜電防護。
- ◎ 產品通電過程請勿觸摸產品任何部位，防止觸電。
- ◎ 本產品作為磁性產品，設計時請務必考慮周邊元器件與本產品可能產生的相互影響。
- ◎ 本產品適用於一般電子設備，如：AV設備，通信設備，家電產品，娛樂設備，電腦設備，個人設備，辦公設備，計測設備，工業機器人等。且該一般電子設備需在常規的操作和使用方法環境下使用。對於需要高度安全性和可靠性的，或者因本產品失效造成設備故障，誤操作，運轉不良等危及到人的生命身體及財產安全，以及對社會產生較大不良影響的特殊用途，設計使用前務必同本公司溝通，設計使用者如在未取得我司書面同意狀況下使用造成任何後果，我司不予承擔。特殊用途包含但不限定如下清單：
  - 1 軍用設備
  - 2 運輸設備（汽車，軌道交通產品，船舶等）
  - 3 航空，航太設備
  - 4 發電控制設備
  - 5 核動力相關設備
  - 6 爆炸引燃控制設備
  - 7 交通控制設備
  - 8 關係到國防安全的設備
  - 9 防災賑災設備
  - 10 各種安規設備
  - 11 其他被認定為特殊用途的設備







## ANNOUNCEMENTS

Please read this before using the product.

- © The product storage life is 12 months, Storage Temperature: TEMP.5~40°C; RH10%~75%. Please use the product within the warranty period
- © Do not use or store in locations where there are conditions such as gas corrosion (salt, acid, alkali, radiation etc.) .
- © Before soldering, be sure to preheat components:The preheating temperature should be set so that The temperature difference between the solder temperature and chip temperature does not exceed 150° C.
- © Soldering corrections after mounting should be within the range of the conditions determined in the specifications. If overheated, a short circuit, performance deterioration, or lifespan shortening may occur. Repeated disassembly may invalidate the inductance
- © The cleaning agent can not be used for these products. This may corrode the inductor
- © When embedding a printed circuit board where a chip is mounted to a set, be sure that residual stress is not given to the chip due to the overall distortion of the printed circuit board and partial distortion such as at screw tightening portions.
- © Self heating (Rated Current or Irms) occurs when the power is turned ON, so the tolerance should be sufficient for the set thermal design.
- © Too high static electricity will cause permanent damage to the product, please pay attention to electrostatic protection.
- © As a magnetic product, the design must consider the possible interaction between peripheral components and the product.

- © The products listed on this catalog are intended for use in general electronic equipment (AV equipment, telecommunications equipment, home appliances, amusement equipment, computer equipment, personal equipment, office equipment, measurement equipment, industrial robots) under a normal operation and use condition.

The products are not designed or warranted to meet the requirements of the applications listed below, whose performance and/or quality require a more stringent level of safety or reliability, or whose failure, malfunction or trouble could cause serious damage to society, person or property.

If you intend to use the products in the applications listed below or if you have special requirements exceeding the range or conditions set forth in the each catalog, please contact us. Otherwise, our

- |  |  |
|--|--|
| 1 Military equipment                                   | 8 Medical equipment  |
| 2 Transportation equipment (cars, trains, ships, etc.) | 9 Disaster prevention/crime prevention equipment                           |
| 3 Aerospace/aviation equipment                         | 10 Safety equipment  |
| 4 Power-generation control equipment                   | 11 Other applications that are not considered general-purpose applications |
| 5 Atomic energy-related equipment                      |  |
| 6 Explosive ignition control equipment                 |  |
| 7 Transportation control equipment                     |  |