



PJSOT03C-05~PJSOT36C-05

STANDARD CAPACITANCE TVS ARRAY

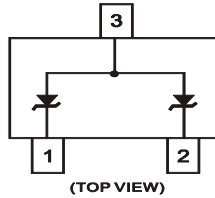
VOLTAGE 3 ~ 36 Volt **POWER** 500 Watt

FEATURES

- 500 Watts Peak Pulse Power per Line ($t_p=8/20\mu s$)
- Low Clamping Voltage
- Available in Multiple Voltage Types Ranging from 3V and 36V
- Unidirectional & Bidirectional Configurations
- ESD IEC-61000-4-2 Air $\pm 30kV$, Contact $\pm 30kV$
- Lead free in compliance with EU RoHS 2.0
- Green molding compound as per IEC 61249 standard

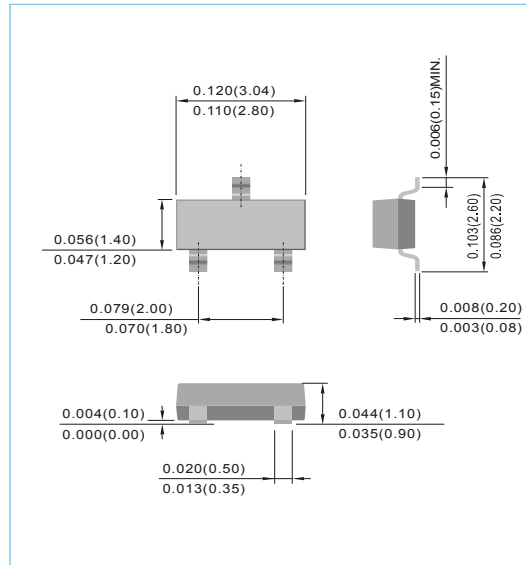
MECHANICAL DATA

- Case: SOT-23
- Terminals : Solderable per MIL-STD-750, Method 2026
- Weight: 0.0003 ounce, 0.0084 gram



SOT-23

Unit : inch(mm)



DEVICE CHARACTERISTICS

Ratings at 25°C unless otherwise specified.

Parameter	Symbol	Value	Units
Forward Voltage@ 100mA, 300 μs -Square Wave	V_F	1.5	Volts
Peak Pulse Power ($t_p=8/20\mu s$)	P_{PP}	500	Watts
ESD IEC-61000-4-2 (Air) ESD IEC-61000-4-2 (Contact)	V_{ESD}	± 30 ± 30	kV
Operating Temperature Range	T_J	-50 to 150	°C
Storage Temperature Range	T_{STG}	-50 to 150	°C

Part Number	Reverse Stand-off Voltage	Minum Breakdown Voltage	Max Clamping Voltage @ 8/20 μsec	Peak Pulse Current 8/20 μsec	Maximum Leakage Current	Off-State Capacitance, 1MHz Zero dc Bias Note 1	Marking Code
	V_{RWM}	@ 1mA V_{BR}	$V_{CL} @ I_{PP}$	I_{PP}	@ $V_{RWM} I_D$	Cd	
	Max. V	V	V	Max. A	μA	Max. pF	
PJSOT03C-05	3	4	6.5	43	125	500	1EC
PJSOT05C-05	5	6	9.8	42	20	550	2EC
PJSOT08C-05	8	8.5	13.4	34	10	250	3EC
PJSOT12C-05	12	13.3	19	21	2	150	4EC
PJSOT15C-05	15	16.7	24	17	1	100	5EC
PJSOT24C-05	24	26.7	43	12	1	88	6EC
PJSOT36C-05	36	40	75	9	1	85	7EC

Note 1: Capacitance is measured between Pin 3 and either Pin 1 or 2 for the PJSOT03-05C and PJSOT36C-05 individual capacitance is measured between Pin 1 to Pin 3 or Pin2 to Pin 3.



PJSOT03C-05~PJSOT36C-05

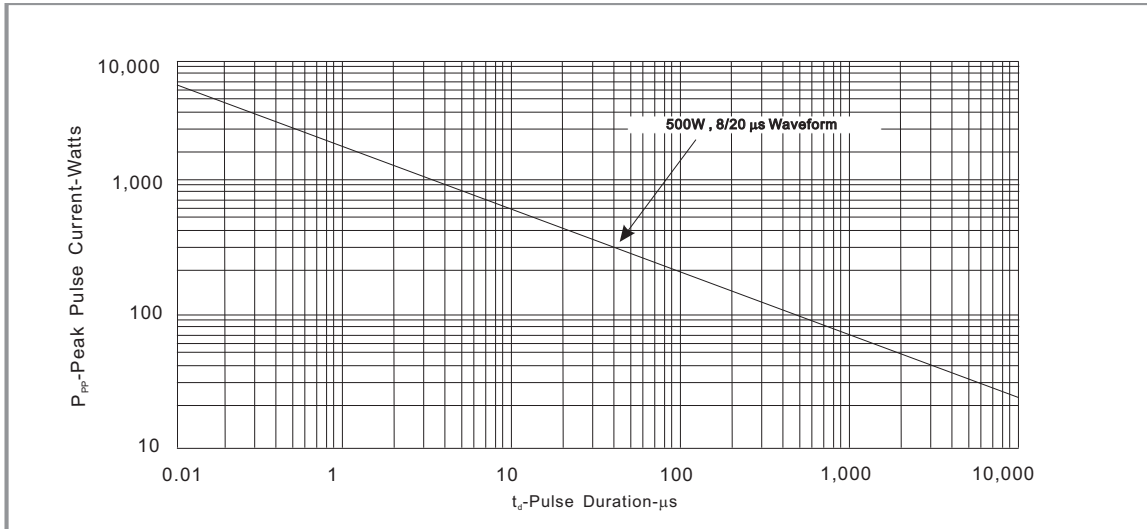


FIG.1- PEAK PULSE POWER VS PULSE TIME

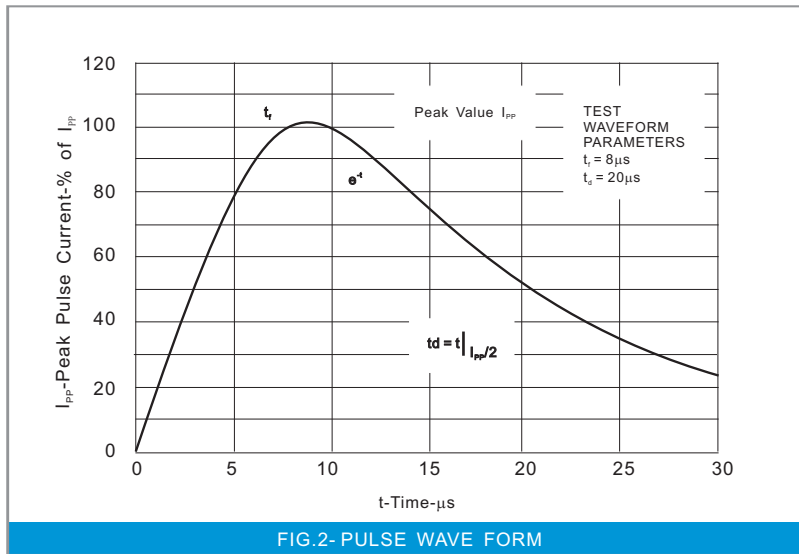


FIG.2- PULSE WAVE FORM

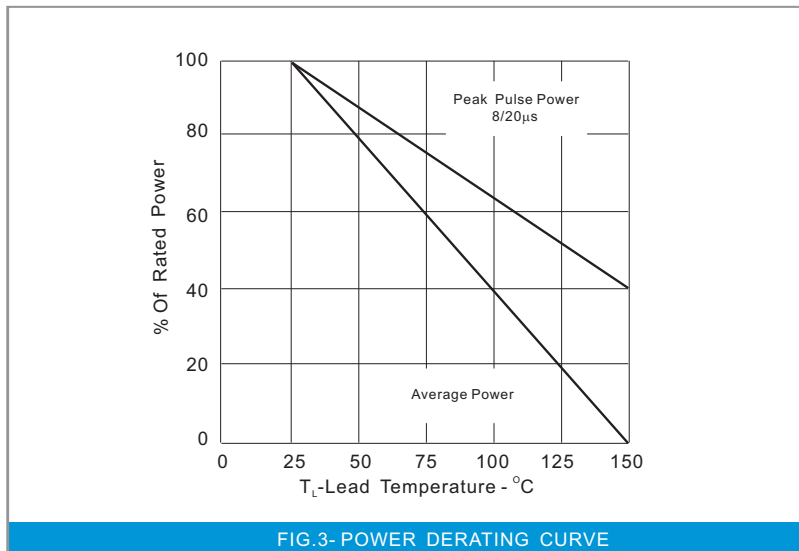
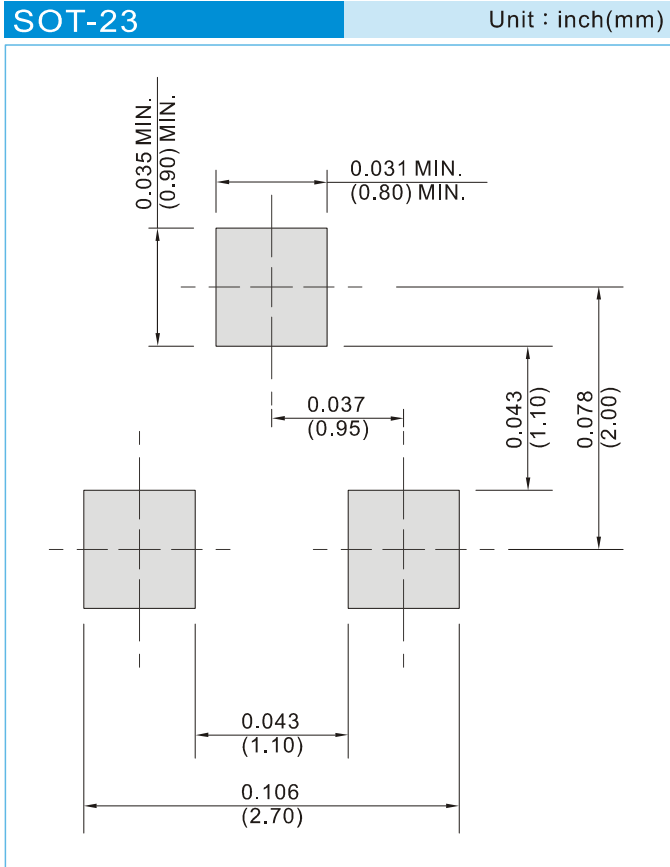


FIG.3- POWER DERATING CURVE



PJSOT03C-05~PJSOT36C-05

MOUNTING PAD LAYOUT



ORDER INFORMATION

- Packing information
 - T/R - 12K per 13" plastic Reel
 - T/R - 3K per 7" plastic Reel



PJSOT03C-05~PJSOT36C-05

Part No_packing code_Version

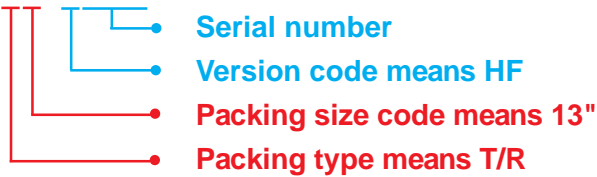
PJSOT03C-05_R1_00001

PJSOT03C-05_R2_00001

For example :

RB500V-40_R2_00001

Part No.



Packing Code XX				Version Code XXXXX		
Packing type	1 st Code	Packing size code	2 nd Code	HF or RoHS	1 st Code	2 nd ~5 th Code
Tape and Ammunition Box (T/B)	A	N/A	0	HF	0	serial number
Tape and Reel (T/R)	R	7"	1	RoHS	1	serial number
Bulk Packing (B/P)	B	13"	2			
Tube Packing (T/P)	T	26mm	X			
Tape and Reel (Right Oriented) (TRR)	S	52mm	Y			
Tape and Reel (Left Oriented) (TRL)	L	PANASERT T/B CATHODE UP (PBCU)	U			
FORMING	F	PANASERT T/B CATHODE DOWN (PBCD)	D			



PJSOT03C-05~PJSOT36C-05

Disclaimer

- Reproducing and modifying information of the document is prohibited without permission from Panjit International Inc..
- Panjit International Inc. reserves the rights to make changes of the content herein the document anytime without notification. Please refer to our website for the latest document.
- Panjit International Inc. disclaims any and all liability arising out of the application or use of any product including damages incidentally and consequentially occurred.
- Panjit International Inc. does not assume any and all implied warranties, including warranties of fitness for particular purpose, non-infringement and merchantability.
- Applications shown on the herein document are examples of standard use and operation. Customers are responsible in comprehending the suitable use in particular applications. Panjit International Inc. makes no representation or warranty that such applications will be suitable for the specified use without further testing or modification.
- The products shown herein are not designed and authorized for equipments requiring high level of reliability or relating to human life and for any applications concerning life-saving or life-sustaining, such as medical instruments, transportation equipment, aerospace machinery et cetera. Customers using or selling these products for use in such applications do so at their own risk and agree to fully indemnify Panjit International Inc. for any damages resulting from such improper use or sale.
- Since Panjit uses lot number as the tracking base, please provide the lot number for tracking when complaining.