

# LVK Series

## Four Terminal High Precision Current Sense

Current sense resistors enable the measurement of current flow in a circuit by monitoring a voltage drop across a precisely calibrated resistance. The LVK chip features four terminals, also known as a “Kelvin” configuration. This configuration enables current to be applied through two opposite terminals and a sensing voltage to be measured across the other two terminals, eliminating the resistance and temperature coefficient of the terminals for a more accurate current measurement.

Isolating the voltage and current terminals (see schematic) facilitates a very accurate current measurement. Ohmite’s proprietary technology offers an excellent Temperature Coefficient of Resistance (TCR) even for very low resistance values. The resistive element consists of a durable, anti-corrosive metal alloy that combines reliable performance with the ability to withstand harsh environments.



### FEATURES

- Designed for automatic insertion
- Industry standard sizes
- High-precision Kelvin connect capability in a small package

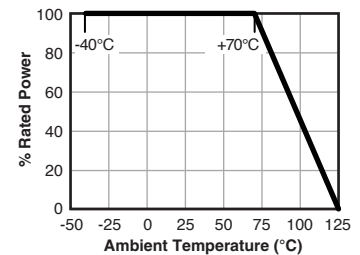
### SERIES SPECIFICATIONS

Series	Pkg. Size	Power Rating (W @70°C)	Resistance Range (Ω)	TCR (ppm/°C)	Tolerance	Available Values	Max. Over Current Max. Power	Max. Current
LVK12	1206	0.5W	0.01-0.100	50ppm	0.25%, 0.5%, 1%	E12	20W	20A
LVK20	2010	0.75W	0.01-0.05	50ppm	0.25%, 0.5%, 1%	E12	29W	23A
LVK24	2412	1.0W	0.01-0.100	50ppm	0.25%, 0.5%, 1%	E12	38W	27A
LVK25	1224	2.0W	0.001 0.002-0.004 0.005-0.01	300ppm 200ppm 100ppm	1% 0.25%	1, 2, 3, 5, 9, 10mΩ 5 & 10mΩ	150W	200A

### CHARACTERISTICS

<b>Res. Range</b>	0.001Ω - 0.010Ω
<b>Operating Temp. Range</b>	-40°C to +125°C
<b>Rated Ambient Temperature</b>	+70°C
<b>Resistance Tolerance</b>	0.25%, 0.5% and 1% standard
<b>Temperature Coefficient</b>	LVK12, LVK20, LVK24: 50ppm standard LVK25: 100ppm, 200ppm, or 300ppm based on resistance value
<b>Coating Material</b>	epoxy resin
<b>Terminals</b>	100% matte tin
<b>Max. Over Current</b>	Time applied: 10ms max. Interval: 60sec min. Max. over current = $\sqrt{(\text{Max. power} \div \text{Resistance value})}$ or max. current, whichever is smaller.
<b>Storage conditions</b>	Temperature: 5°C ~ 35°C Humidity: 25% ~ 70%

### Derating



# LVK Series

## Four Terminal High Precision Current Sense

### PERFORMANCE CHARACTERISTICS

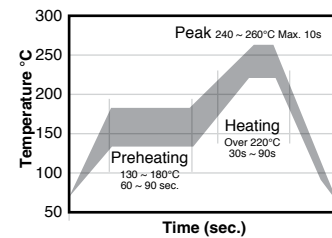
Test Items	Performance Requirements	Test Methods / standard: JIS C 5201.1
<b>Overload</b>	$\pm(0.5\%+0.0005\Omega)$	Rated voltage x 1.5 for 5s
<b>Endurance at 70°C</b>	$\pm(0.5\%+0.0005\Omega)$	70°C $\pm$ 3°C, Rated voltage 1.5h ON, 0.5h OFF, 1000h
<b>Moisture resistance</b>	$\pm(0.5\%+0.0005\Omega)$	60°C $\pm$ 2°C, 90%~95% RH, Rated voltage 1.5h ON, 0.5h OFF, 1000h
<b>Rapid change of temperature</b>	$\pm(0.5\%+0.0005\Omega)$	-40°C (30min.)/+125°C (30min.), 5 cycles
<b>Resistance to soldering heat</b>	$\pm(0.5\%+0.0005\Omega)$	260°C $\pm$ 5°C for 10s $\pm$ 1s
<b>Substrate bending</b>	$\pm(0.5\%+0.0005\Omega)$	Bending width: 2mm for 10s $\pm$ 1s, Glass epoxy substrate with thickness of 1.6mm
<b>Solderability</b>	95% or more of the electrode surface shall be covered with new solder	245°C $\pm$ 5°C for 3s $\pm$ 0.5s

### Reflow Temperature Profile

For lead free soldering (Sn-Ag-Cu solder)

Preheating: 130° ~ 180° 60s ~ 90s  
 Heating: Over 220° 30s ~ 90s  
 Peak: 240° ~ 260° Max. 10s

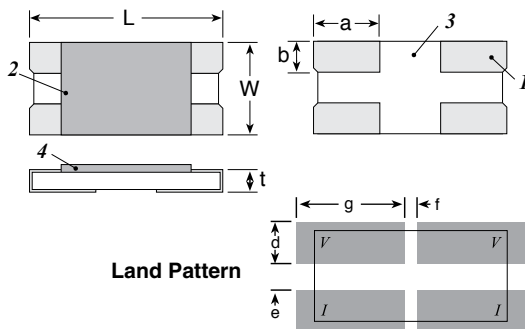
Ramp-up rate: max 3°C/sec.  
 Time above liquidous: 60 – 150 sec.  
 Ramp-down rate: max 6°C/sec.  
 Max. number of reflow: 2



### DIMENSIONS

(mm)

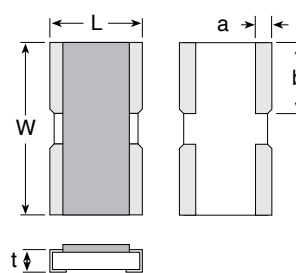
LVK 12, LVK20, LVK24 (0.5, 0.75 & 1 watt)



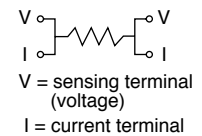
Land Pattern

Note that LVK25 has a vertical orientation with the current flow along the short edge of the resistor.

LVK25 (2 watt)



### Schematic



Layout for illustration only, part can be rotated 180° without effect to the circuit:



Size	L	W	t	a	b	d	e	f	g
LVK12 (1206)	3.2 $\pm$ 0.2	1.6 $\pm$ 0.2	0.5 $\pm$ 0.15	1.0 $\pm$ 0.2	0.55 $\pm$ 0.2	1.10	0.30	1.00	1.75
LVK20 (2010)	5.0 $\pm$ 0.2	2.5 $\pm$ 0.2	0.5 $\pm$ 0.15	1.7 $\pm$ 0.2	0.9 $\pm$ 0.2	1.55	0.50	1.40	2.55
LVK24 (2412)	6.4 $\pm$ 0.2	3.2 $\pm$ 0.2	0.5 $\pm$ 0.15	2.1 $\pm$ 0.2	1.2 $\pm$ 0.2	1.90	0.60	2.00	3.25
LVK25 (1224)	3.2 $\pm$ 0.2	6.4 $\pm$ 0.2	0.5 $\pm$ 0.2	0.4 $\pm$ 0.2	2.7 $\pm$ 0.2	1.40	2.20	1.00	3.30

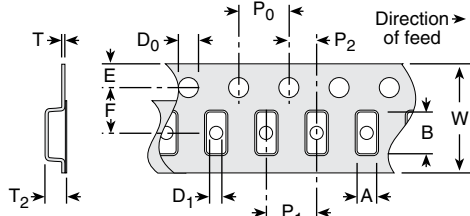
# LVK Series

## Four Terminal High Precision Current Sense

### TAPE AND REEL

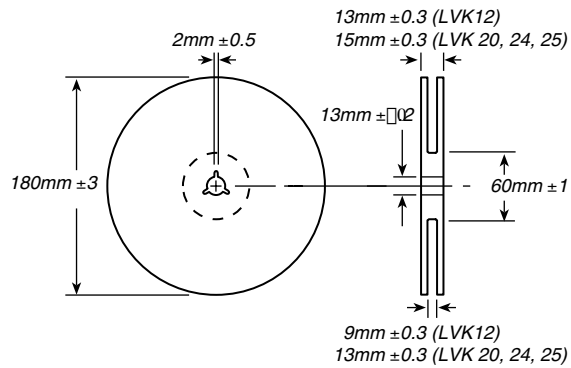
(mm)

Tape



	LVK12	LVK20	LVK24	LVK25
A	1.90 ±0.10	2.90 ±0.1	3.43 ±0.2	3.43 ±0.2
B	3.50 ±0.10	5.35 ±0.1	6.63 ±0.2	6.63 ±0.2
W	8.0 ±0.2	12.0 ±0.2	12.0 ±0.3	12.0 ±0.3
F	3.5 ±0.05	5.5 ±0.05	5.5 ±0.05	5.5 ±0.05
E	1.75 ±0.1	1.75 ±0.1	1.75 ±0.1	1.75 ±0.1
P0	4.0 ±0.1	4.0 ±0.1	4.0 ±0.1	4.0 ±0.1
P1	4.0 ±0.1	4.0 ±0.1	4.0 ±0.1	4.0 ±0.1
P2	2.0 ±0.05	2.0 ±0.05	2.0 ±0.05	2.0 ±0.05
D0	1.5 +0.1/-0	1.5 +0.1/-0	1.5 +0.1/-0	1.5 +0.1/-0
D1	1.0 +0.20/-0	1.5 +0.2/-0	1.5 +0.2/-0	1.5 +0.2/-0
T	0.2 ±0.05	0.2 ±0.05	0.2 ±0.05	0.2 ±0.05
T2	1.0 ±0.2	1.0 ±0.2	1.0 ±0.2	1.0 ±0.2

Reel



Series	Qty/Reel
LVK12	5000
LVK20	1000
LVK24	1000
LVK25	1000

### ORDERING INFORMATION

RoHS Compliant

**LVK 25 R 005 F E R**

Series: 12 = 1206, 20 = 2010, 24 = 2412, 25 = 1224

Case Size: 12 = 1206, 20 = 2010, 24 = 2412, 25 = 1224

Ohms: R005 = 0.005

Tolerance: C = 0.25%, D = 0.5%, F = 1%

Tape & Reel

#### Standard values

LVK12	LVK20	LVK24	LVK25	LVK12	LVK20	LVK24	LVK25	LVK12	LVK20	LVK24	LVK25
0.25% Tolerance				0.5% Tolerance				1% Tolerance			
			0.001	0.01	0.01	0.01	0.001	0.01	0.01	0.01	0.001
			0.002		0.015	0.015	0.002	0.012		0.012	0.002
			0.003	0.02	0.02	0.02	0.003		0.015	0.015	0.003
			0.005		0.025	0.025	0.005				0.005
0.01	0.01	0.01	0.01	0.03	0.03	0.03	0.010	0.02	0.02	0.02	0.01
0.02	0.02	0.02		0.033		0.033		0.024	0.027	0.025	
0.03	0.03	0.03		0.039				0.03	0.03	0.03	
0.05	0.05	0.05		0.05	0.05	0.05		0.033		0.033	
0.10	0.10	0.10		0.075				0.039	0.039	0.039	
				0.10		0.10		0.047		0.047	
								0.05	0.05	0.05	
								0.075		0.075	
								0.10		0.10	