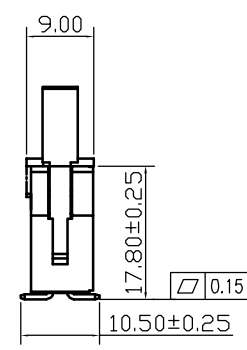
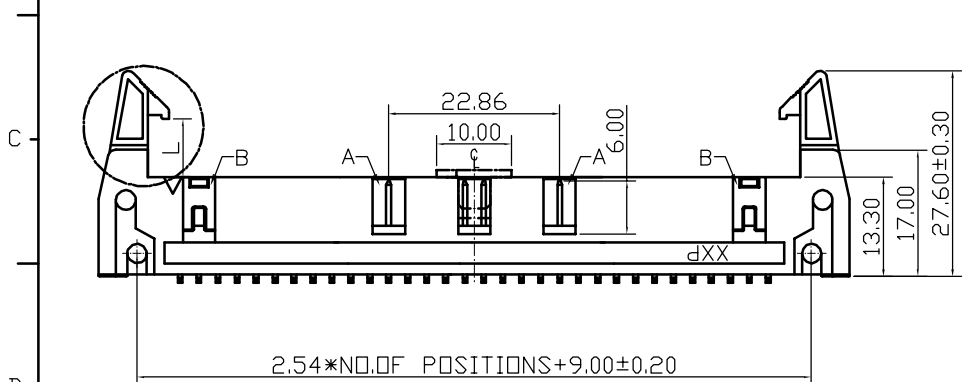


NOTE
 MATERIAL & FINISH
 INSULATOR: PA9T+30%GF(UL94 V-0)
 CONTACT: BRASS, GOLD OR TIN OVER NI

ELECTRICAL & MECHANICAL
 CURRENT RATING: 3.0A
 CONTACT RESISTANCE: 20mΩ MAX.
 INSULATION RESISTANCE: 1000MΩ MIN.
 WITHSTAND VOLTAGE: 1000V AC/DC
 OPERATION TEMPERATURE: -40°C TO +105°C

06P-18P Without Slot "A" and "B"
 20P-58P Without Slot "A", With Slot "B"
 60P-64P With Slot "A" and "B"



PART NO.
 Z-S2303210 ** M * * * * 1

NO OF PINS
 06 08
 10 12
 14 16
 18 20
 24 26
 30 34
 40 50
 60 64


PLATED
 2=GOLD FLASH
 3=Au 10u"
 4=Au 15u"
 5=Au 30u"
 6=Au 10u"/TIN
 7=Au 30u"/TIN
 A=Au 15u"/TIN
 0=TIN

INSULATION COLOR
 B=BLACK
 U=BLUE
 G=GREY(427C)
 E=GREY(413C)

PACKING
 P=TUBE+CAP
 T=TUBE

LATCH TYPE
 L=LONG LATCH
 S=SHORTLATCH
 N=WITHOUT LATCH

RECOMMENDED P.C.B LAYOUT(TOP SIDE)
 (PCB BOARD TOLERANCE±0.05)



UNITS ■mm □INCH		NAME: 2.54mm HEADER SMT TYPE		 NEXTRONICS ENGINEERING CORP.	
GENERAL TOLERANCES: (UNLESS SPECIFIED)		PART NO: Z-S2303210***M***1			
		mm	INCH	APPD: 楊海文 11/1'15	
4 PLACE	± **	± **	± **	CHKD: 廖小瓊 11/1'15	
3 PLACE	± **	± **	± **	DRAWN: 陳惠枝 11/1'15	
2 PLACE	± 0.25	± **	± **	SCALE: SHEET: REV.:	
1 PLACE	± 0.40	± **	± **	4 / 1 1 / 1 A	
ANGULAR:	X°±**	X°±**	X°±**	DWG NO: 010-0000-E78	

A	NEW RELEASED	11/1'15	楊海文
REV.	DESCRIPTION	DATE	APPD