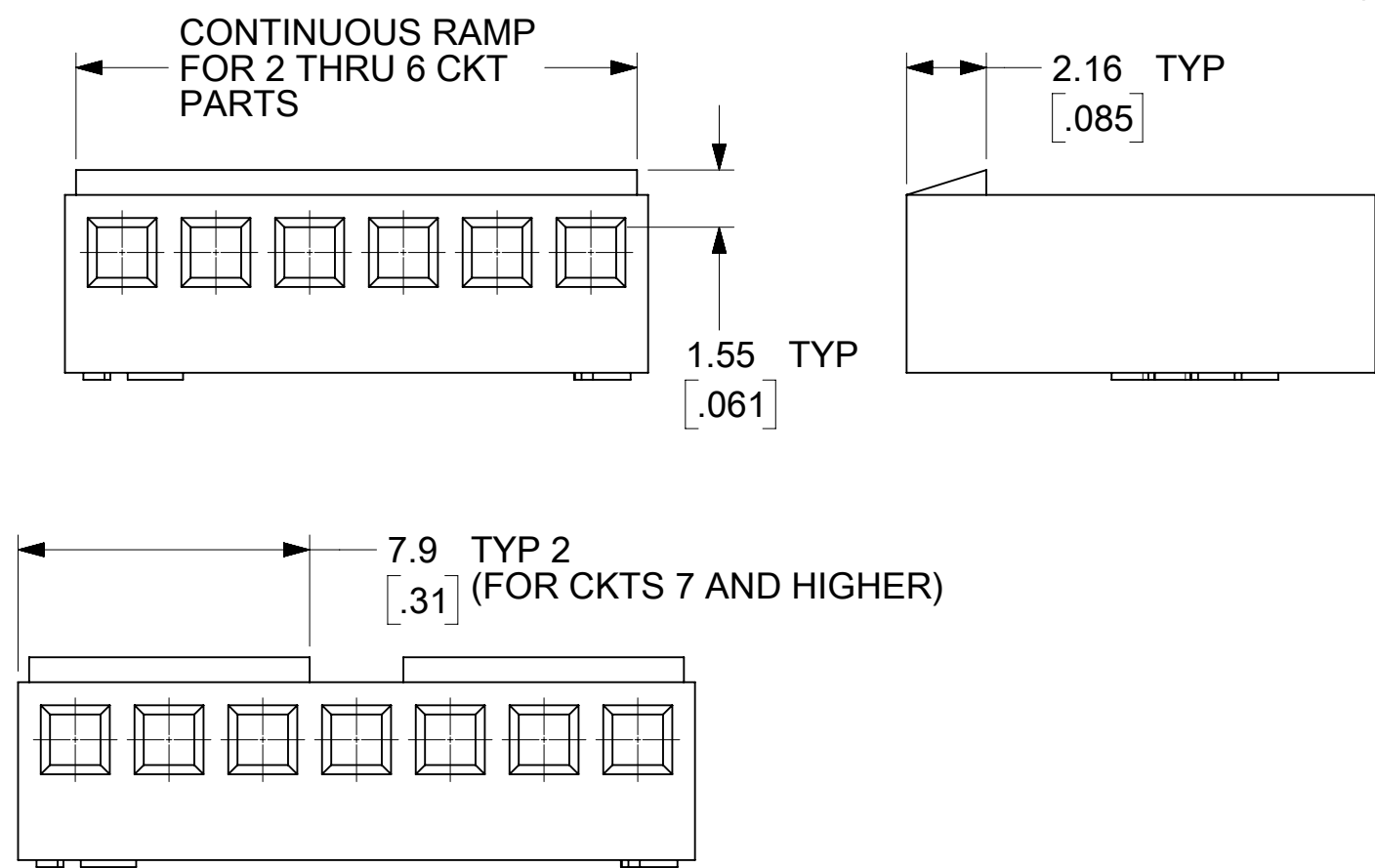
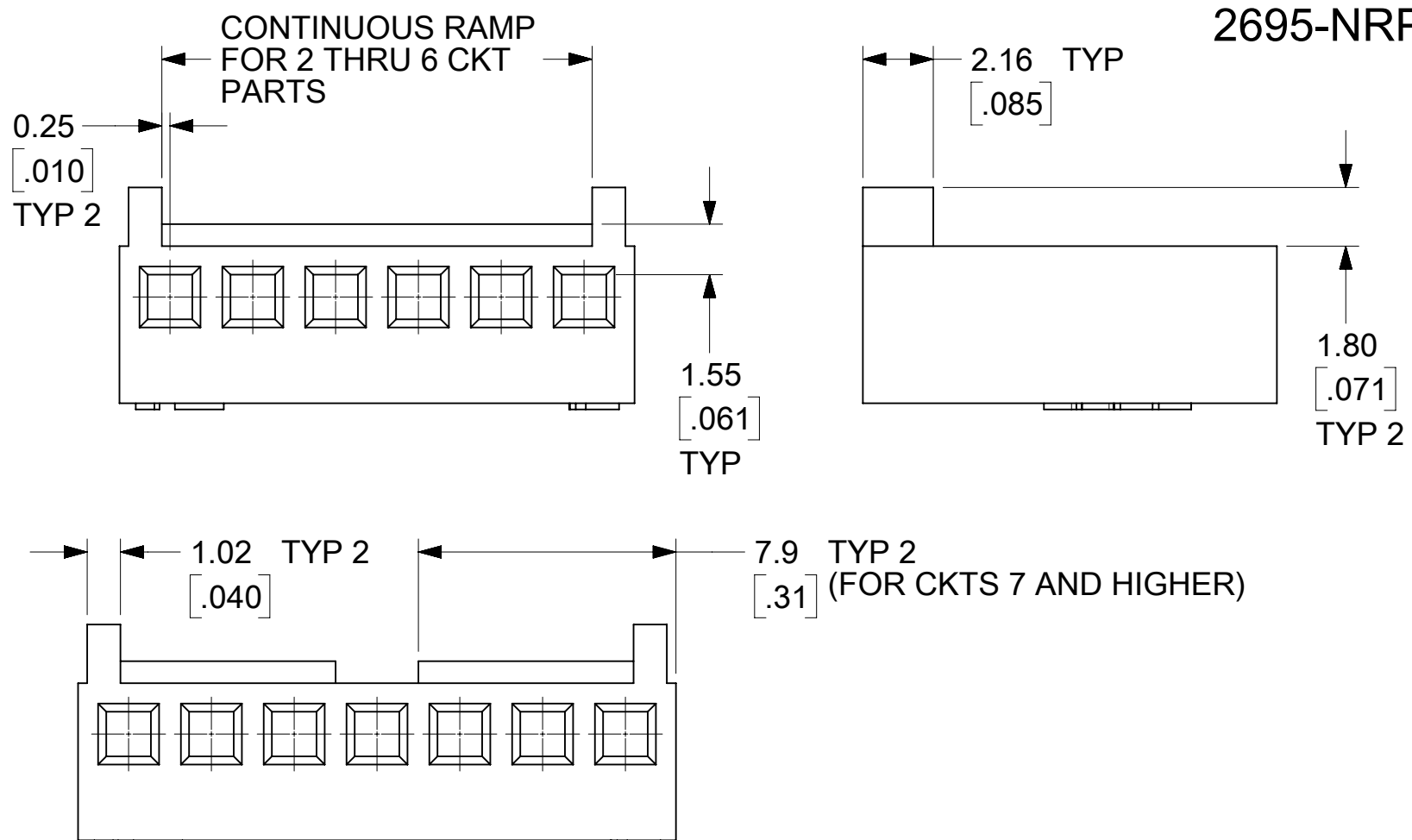


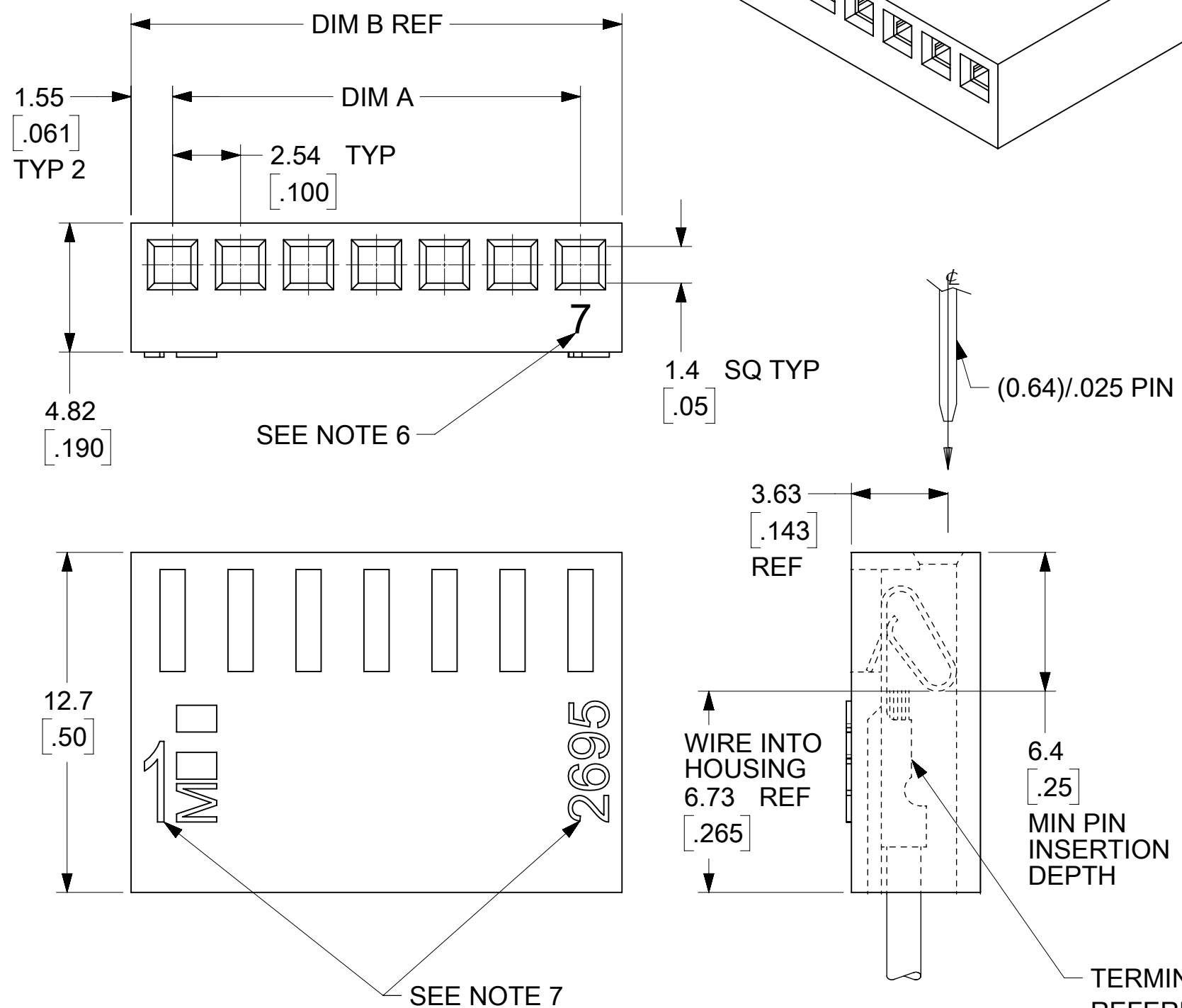
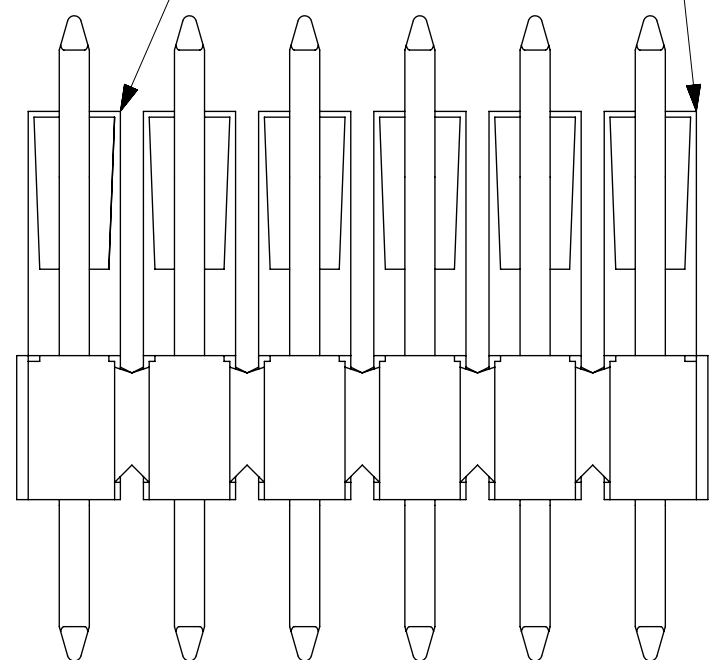
2695-NR



2695-NRP



WHEN MATING 2695-NRP TO BREAKAWAY FRICTION LOCK OR POLARIZING HEADERS, THE END BACKWALLS MUST BE REMOVED



NO. OF CIRCUITS	DIM. A	DIM. B
2	(2.54±0.05) .100±.002	(5.64) .222
3	(5.08±0.05) .200±.002	(8.18) .322
4	(7.62±0.08) .300±.003	(10.72) .422
5	(10.16±0.08) .400±.003	(13.26) .522
6	(12.70±0.10) .500±.004	(15.80) .622
7	(15.24±0.10) .600±.004	(18.34) .722
8	(17.78±0.13) .700±.005	(20.88) .822
9	(20.32±0.13) .800±.005	(23.42) .922
10	(22.86±0.13) .900±.005	(25.96) 1.022
11	(25.40±0.15) 1.000±.006	(28.50) 1.122
12	(27.94±0.15) 1.100±.006	(31.04) 1.222
13	(30.48±0.18) 1.200±.007	(33.58) 1.322
14	(33.02±0.18) 1.300±.007	(36.12) 1.422
15	(35.56±0.20) 1.400±.008	(38.66) 1.522
16	(38.10±0.20) 1.500±.008	(41.20) 1.622

NOTES:

- MATERIAL: A - NYLON, UL94V-0, COLOR: WHITE
B - NYLON, UL94V-0, COLOR: MOLDED BLACK
- FINISH: SEE TERMINAL DRAWING
- PRODUCT SPECIFICATION: PS-10-07.
- PACKAGING: PER PK-2695-001, 26950001-PK (ONLY FOR 22013047, 22013037, 22013027)
- HOUSING TO BE USED WITH CRIMP TERMINAL SERIES 2759, 6459, 41572. PARTS MADE AFTER 4/19/2012 WILL ALSO ACCEPT 4809 AND 8088 SERIES TERMINALS. FOR USE WITH 22-30 GAUGE WIRE WITH (1.57)/.062 DIAMETER MAXIMUM WIRE INSULATION.
- LAST CIRCUIT NUMBER NOT PRESENT ON 2-6 CKT AND MAY OR MAY NOT BE PRESENT ON 7-16 CKT SIZES.
- CIRCUIT NUMBER "1" AND ENGINEERING NUMBER TO APPEAR ON PARTS 3 CKTS AND HIGHER.
- THIS PART CONFORMS TO CLASS B REQUIREMENTS OF COSMETIC SPECIFICATION PS-45499-002.
- THE PARTS LISTED ON THIS DRAWING ARE CONSTRUCTED TO MEET THE REQUIREMENT FOR DIRECT SUPPORT OF UNINSULATED LIVE PARTS AS DESCRIBED IN UL508C.
- (A2) THIS DRAWING REPLACES SD-2695.

QUALITY SYMBOLS ▽ = 0 ▽ = 0 ▽ = 0 ▽ = 0 ▽ = 0 ▽ = 0 ▽ = 0 ▽ = 0 ▽ = 0 ▽ = 0 ▽ = 0	THIS DRAWING CONTAINS INFORMATION THAT IS PROPRIETARY TO MOLEX ELECTRONIC TECHNOLOGIES, LLC AND SHOULD NOT BE USED WITHOUT WRITTEN PERMISSION		DIMENSION UNITS MM/IN		SCALE 5:1					
	GENERAL TOLERANCES (UNLESS SPECIFIED)		DRWN BY JQUILES		DATE 2017/06/02					KK 2.54/.100 CRIMP HOUSING 2695 SERIES HALOGEN FREE
	4 PLACES ± ± 3 PLACES ± ± ± 0.005 2 PLACES ± 0.13 ± 0.01 1 PLACES ± 0.25 ± 0 PLACES ± ±		CHK'D BY MKIPPER		DATE 2017/06/08		PRODUCT CUSTOMER DRAWING			
	ANGULAR TOL = 0.5 DRAFT WHERE APPLICABLE MUST REMAIN WITHIN DIMENSIONS		APPR BY FSMITH		DATE 2017/06/09					SERIES MATERIAL NUMBER CUSTOMER 2695 SEE CHART GENERAL MARKET
EC NO: 639613 DRWN: YVENKATESWAR CHKD: YVENKATESWAR REV APPR: ISHWARG		2020/06/16 2020/06/16 2020/06/16		DIMENSION UNITS C		THIRD ANGLE PROJECTION		DOCUMENT NUMBER DOC TYPE DOC PART SHEET NUMBER 26950000-SD PSD 000 1 OF 2		

2695-N			2695-NR			2695-NRP			2695-NRP-BK		
PART NUMBER	ENGINEERING NUMBER	VOID	PART NUMBER	ENGINEERING NUMBER	VOID	PART NUMBER	ENGINEERING NUMBER	VOID	PART NUMBER	ENGINEERING NUMBER	VOID
22-01-2021	2695-2		22-01-2027	2695-2R		22-01-3027*	2695-2RP		50-29-1557	2695-2RP-BK	
22-01-2031	2695-3		22-01-2037	2695-3R		22-01-3037*	2695-3RP		50-29-1558	2695-3RP-BK	
22-01-2041	2695-4		22-01-2047	2695-4R		22-01-3047*	2695-4RP		50-29-1559	2695-4RP-BK	
22-01-2051	2695-5		22-01-2057	2695-5R		22-01-3057	2695-5RP		50-29-1560	2695-5RP-BK	
22-01-2061	2695-6		22-01-2067	2695-6R		22-01-3067	2695-6RP		50-29-1561	2695-6RP-BK	
22-01-2071	2695-7		22-01-2077	2695-7R		22-01-3077	2695-7RP		50-29-1562	2695-7RP-BK	
22-01-2081	2695-8		22-01-2087	2695-8R		22-01-3087	2695-8RP		50-29-1563	2695-8RP-BK	
22-01-2091	2695-9		22-01-2097	2695-9R		22-01-3097	2695-9RP		50-29-1564	2695-9RP-BK	
22-01-2101	2695-10		22-01-2107	2695-10R		22-01-3107	2695-10RP		50-29-1565	2695-10RP-BK	
22-01-2111	2695-11		22-01-2117	2695-11R		22-01-3117	2695-11RP		50-29-1566	2695-11RP-BK	
22-01-2121	2695-12		22-01-2127	2695-12R		22-01-3127	2695-12RP		50-29-1567	2695-12RP-BK	
22-01-2131	2695-13		22-01-2137	2695-13R		22-01-3137	2695-13RP		50-29-1568	2695-13RP-BK	
22-01-2141	2695-14		22-01-2147	2695-14R		22-01-3147	2695-14RP		50-29-1569	2695-14RP-BK	
22-01-2151	2695-15		22-01-2157	2695-15R		22-01-3157	2695-15RP		50-29-1570	2695-15RP-BK	
22-01-2161	2695-16		22-01-2167	2695-16R		22-01-3167	2695-16RP		50-29-1571	2695-16RP-BK	

*REFER NOTE 4 FOR PACKAGING INFORMATION PERTAINING TO 22013027, 22013037, 22013047

2695 - N * *

NO OF CIRCUITS VOID LOCATION
SEE CHART

OPTION CODE

	RAMP	POLARIZING RIBS	MATERIAL
BLANK	NO	NO	NOTE 1A
R	YES	NO	NOTE 1A
RP	YES	YES	NOTE 1A
RP-BK	YES	YES	NOTE 1B

QUALITY SYMBOLS 	THIS DRAWING CONTAINS INFORMATION THAT IS PROPRIETARY TO MOLEX ELECTRONIC TECHNOLOGIES, LLC AND SHOULD NOT BE USED WITHOUT WRITTEN PERMISSION												
	EC NO: 639613 DRWN: YVENKATESWAR CHKD: YVENKATESWAR REV / APPR: ISHWARG	GENERAL TOLERANCES (UNLESS SPECIFIED)				DIMENSION UNITS: MM/IN		SCALE: 1:1		 KK 2.54/.100 CRIMP HOUSING 2695 SERIES HALOGEN FREE			
		4 PLACES ±		±		DRWN BY: JQUILES		DATE: 2017/06/02					
		3 PLACES ±		± 0.005		CHK'D BY: MKIPPER		DATE: 2017/06/08					
		2 PLACES ±		± 0.13 ± 0.01		APPR BY: FSMITH		DATE: 2017/06/09					
		1 PLACES ±		±		DRAWING SIZE: C		THIRD ANGLE PROJECTION					
	0 PLACES ±		±		ANGULAR TOL ± 0.5				PRODUCT CUSTOMER DRAWING SERIES: 2695 MATERIAL NUMBER: SEE CHART CUSTOMER: GENERAL MARKET				
	DRAFT WHERE APPLICABLE MUST REMAIN WITHIN DIMENSIONS								DOCUMENT NUMBER: 26950000-SD DOC TYPE: PSD DOC PART: 000 SHEET NUMBER: 2 OF 2				
	RELEASE STATUS: P1 RELEASE DATE: 2020/06/16 07:15:34												