

Features

- Halogen Free Available Upon Request By Adding Suffix "-HF"
- High Surge Capability
- Low Forward Voltage
- Low Profile Package
- Lead Free Finish/RoHS Compliant(Note 1) ("P" Suffix Designates RoHS Compliant. See Ordering Information)
- Epoxy Meets UL 94 V-0 Flammability Rating
- Moisture Sensitivity Level 1

Maximum Ratings

- Operating Junction Temperature Range(SMD22PL~SMD24PL):-65°C to +125°C
- Operating Junction Temperature Range(SMD26PL~SMD210PL):-65°C to +150°C
- Storage Temperature Range(SMD22PL~SMD24PL):-65°C to +125°C
- Storage Temperature Range(SMD26PL~SMD210PL):-65°C to +150°C
- Typical Thermal Resistance(Note2): 60°C/W Junction to Ambient
- Typical Thermal Resistance(Note2): 30°C/W Junction to Case
- Typical Thermal Resistance(Note2): 21°C/W Junction to Lead

MCC Part Number	Device Marking	Maximum Recurrent Peak Reverse Voltage	Maximum RMS Voltage	Maximum DC Blocking Voltage
SMD22PL	M2	20V	14V	20V
SMD24PL	M4	40V	28V	40V
SMD26PL	M6	60V	42V	60V
SMD28PL	M8	80V	56V	80V
SMD210PL	M10	100V	70V	100V

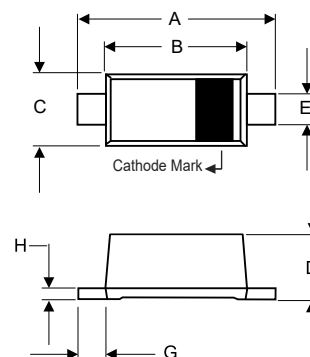
Electrical Characteristics @ 25°C Unless Otherwise Specified

Average Forward Current	$I_{F(AV)}$	2.0A	$T_L=90^\circ\text{C}$
Surge Forward Current	I_{FSM}	50A	8.3ms, Half Sine
Power Dissipation	P_D	1.68W	
Forward Voltage	V_F	0.5V(Max) 0.7V(Max) 0.85V(Max)	$I_{FM}=2.0A$; $T_J=25^\circ\text{C}$
Maximum DC Reverse Current	I_R	0.1mA(Max)	$T_J=25^\circ\text{C}$
Typical Junction Capacitance	C_J	210pF(Typ)	$f=1.0\text{MHz}$, $V_R=4V$

Note :1. High Temperature Solder Exemption Applied, see EU Directive Annex Notes 7a.
2. Thermal Resistance:PC Board Mounted on 0.2*0.2"(5*5mm) copper pad area.

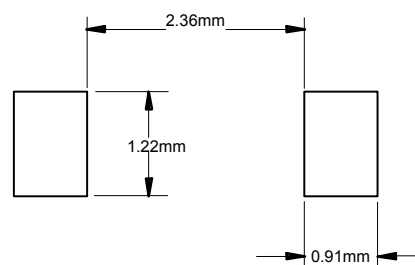
Schottky Barrier Diodes 20 to 100 Volts

SOD-123FL



DIM	INCHES		MM		NOTE
	MIN	MAX	MIN	MAX	
A	0.130	0.152	3.30	3.85	
B	0.100	0.122	2.55	3.10	
C	0.055	0.075	1.40	1.90	
D	0.035	0.053	0.90	1.35	
E	0.020	0.041	0.50	1.05	
G	0.010	----	0.25	----	
H	----	0.010	----	0.25	

Suggested Solder Pad Layout



Curve Characteristics

Fig. 1 - Forward Current Derating Curve

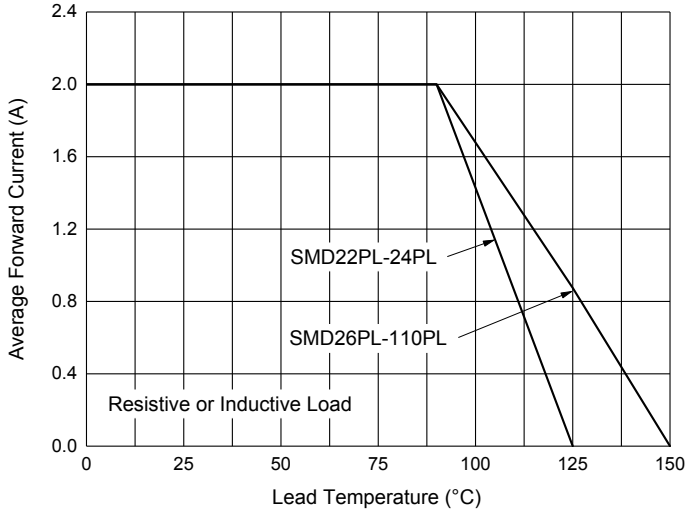


Fig. 2 - Maximum Non-Repetitive Peak Forward Surge Current

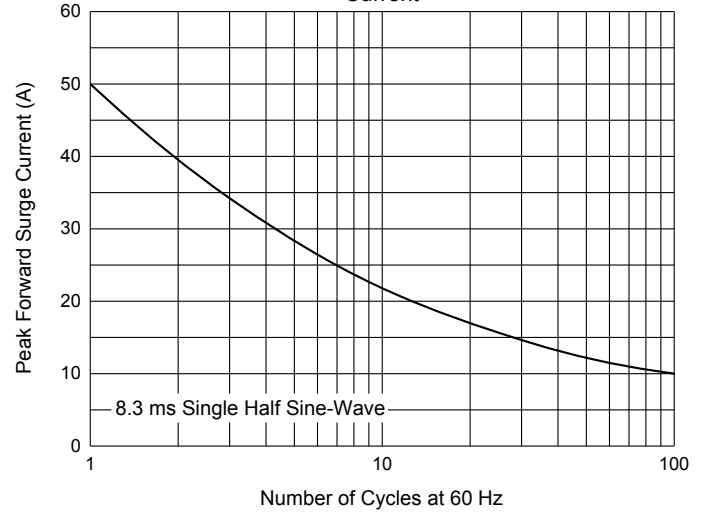


Fig. 3 - Typical Instantaneous Forward Characteristics

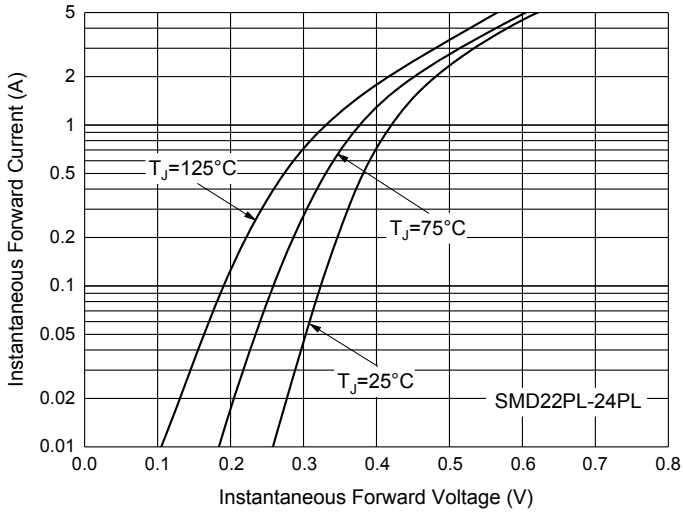


Fig. 4 - Typical Instantaneous Forward Characteristics

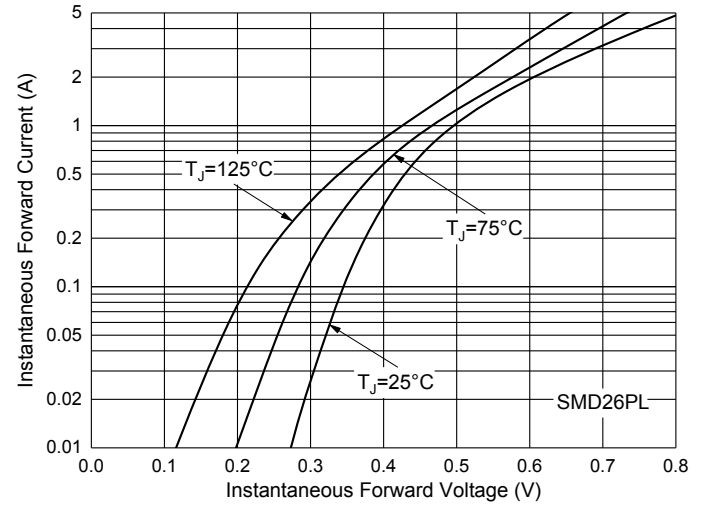


Fig. 5 - Typical Instantaneous Forward Characteristics

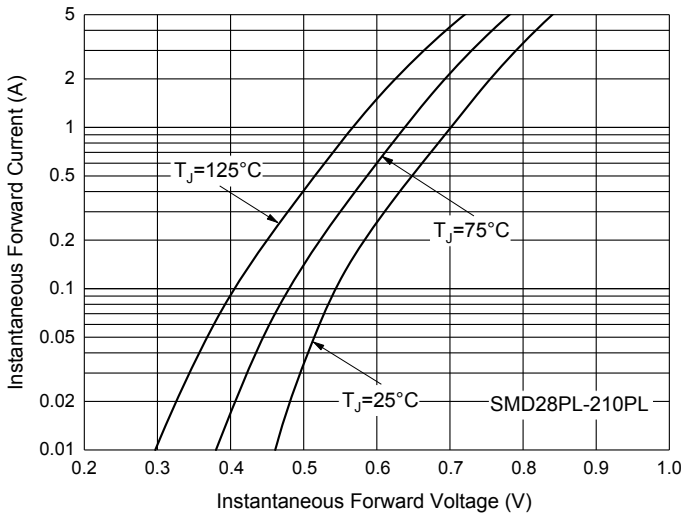
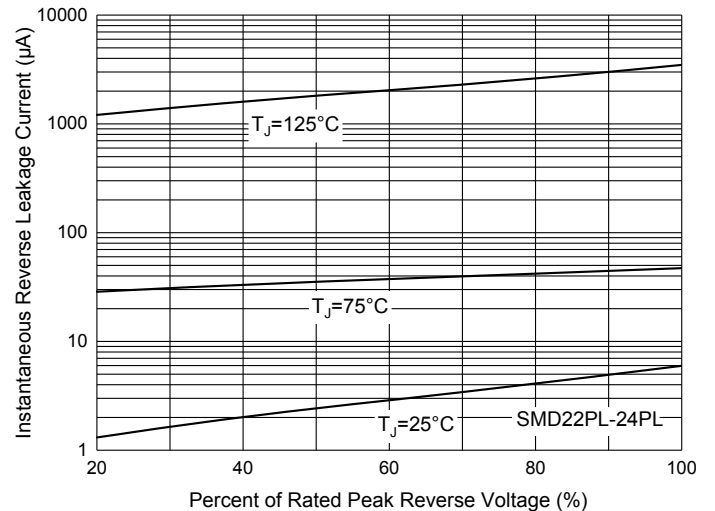


Fig. 6 - Typical Reverse Leakage Characteristics



Curve Characteristics

Fig. 7 - Typical Reverse Leakage Characteristics

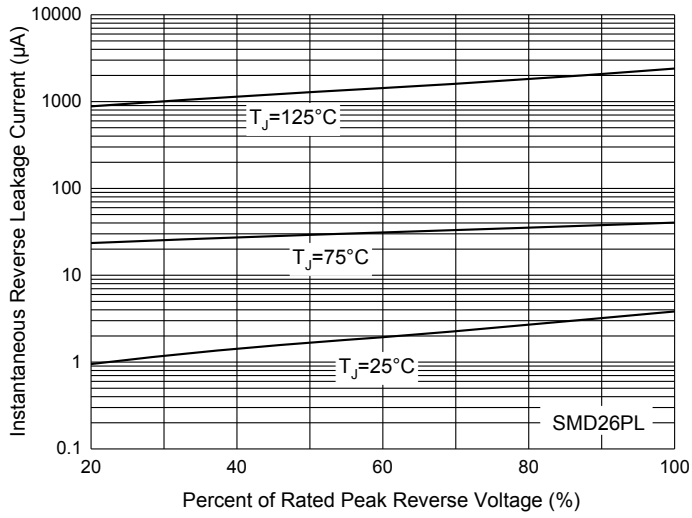
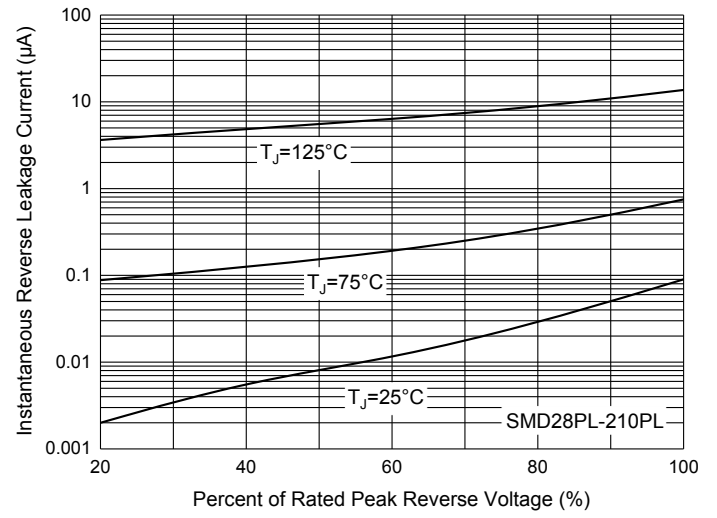


Fig. 8 - Typical Reverse Leakage Characteristics



Ordering Information

Device	Packing
Part Number-TP	Tape&Reel: 2.5Kpcs/Reel

Note : Adding "-HF" Suffix For Halogen Free, eg. Part Number-TP-HF

*****IMPORTANT NOTICE*****

Micro Commercial Components Corp. reserves the right to make changes without further notice to any product herein to make corrections, modifications , enhancements , improvements , or other changes . **Micro Commercial Components Corp .** does not assume any liability arising out of the application or use of any product described herein; neither does it convey any license under its patent rights ,nor the rights of others . The user of products in such applications shall assume all risks of such use and will agree to hold **Micro Commercial Components Corp .** and all the companies whose products are represented on our website, harmless against all damages.

*****LIFE SUPPORT*****

MCC's products are not authorized for use as critical components in life support devices or systems without the express written approval of Micro Commercial Components Corporation.

*****CUSTOMER AWARENESS*****

Counterfeiting of semiconductor parts is a growing problem in the industry. Micro Commercial Components (MCC) is taking strong measures to protect ourselves and our customers from the proliferation of counterfeit parts. MCC strongly encourages customers to purchase MCC parts either directly from MCC or from Authorized MCC Distributors who are listed by country on our web page cited below. Products customers buy either from MCC directly or from Authorized MCC Distributors are genuine parts, have full traceability, meet MCC's quality standards for handling and storage. **MCC will not provide any warranty coverage or other assistance for parts bought from Unauthorized Sources.** MCC is committed to combat this global problem and encourage our customers to do their part in stopping this practice by buying direct or from authorized distributors.