

NRSE Series
SMD Shielded Tiny Power Inductor
Size 3012



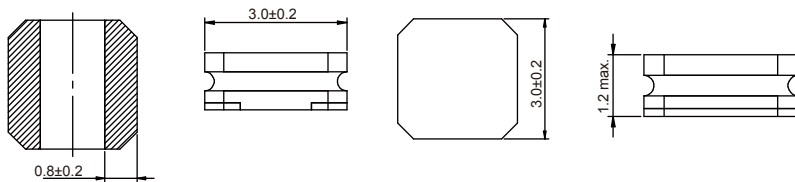
CHARACTERISTICS

- Magnetic resin for higher current and semi-magnetically shielded
- Different sizes from 2mm to 8mm in square shape
- Quantity: 2000pcs

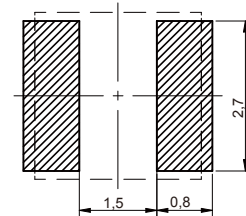
APPLICATION

- DC/DC converter
- LC filter

Dimensions: [mm]



Land Pattern: [mm]



Electrical Properties:

Part No	Inductance (μH)	Tolerance	Saturation current (A)	Temperature Rise Current (A)	DCR ±30% (mΩ)
NRSE3012-R33N	0.33	±30%	3.00	2.90	21
NRSE3012-R47N	0.47	±30%	2.20	2.20	33
NRSE3012-R82N	0.82	±30%	2.05	2.10	40
NRSE3012-1R0N	1.0	±30%	1.90	2.00	48
NRSE3012-1R5N	1.5	±30%	1.62	1.85	55
NRSE3012-2R2M	2.2	±20%	1.20	1.55	75
NRSE3012-3R3M	3.3	±20%	1.05	1.35	100
NRSE3012-4R7M	4.7	±20%	0.90	1.25	120
NRSE3012-5R6M	5.6	±20%	0.80	1.10	160
NRSE3012-6R8M	6.8	±20%	0.75	1.00	190
NRSE3012-100M	10	±20%	0.60	0.89	265
NRSE3012-150M	15	±20%	0.45	0.72	430
NRSE3012-220M	22	±20%	0.42	0.55	630
NRSE3012-270M	27	±20%	0.35	0.45	800
NRSE3012-330M	33	±20%	0.36	0.46	875
NRSE3012-470M	47	±20%	0.27	0.35	1450

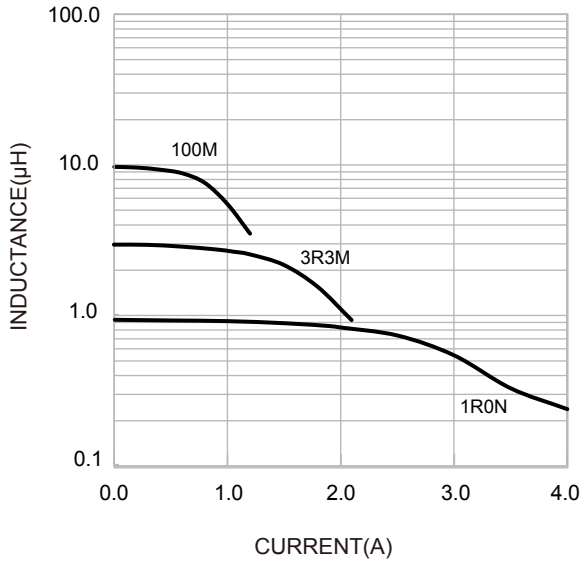
Operating temperature : -40°C ~ +125°C

Temperature rise current: the actual value of DC current when the temperature rise is ΔT40°C

Saturation Current that will cause initial inductance to drop approximately 30%

Typical Electrical Characteristics:

Inductance VS. Current Characteristics:



Temperture Rise VS. Current Characteristics:

