

FHC Series
SMD Flat Wire High Current Inductor
Size 5040



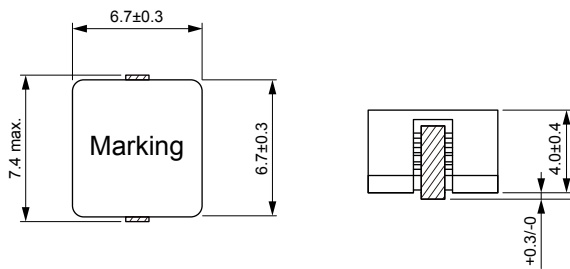
CHARACTERISTICS

- Low Rdc with flat wire design
- Low cooper losses at high frequency
- Magnetic shielded structure
- Quantity: 1500pcs

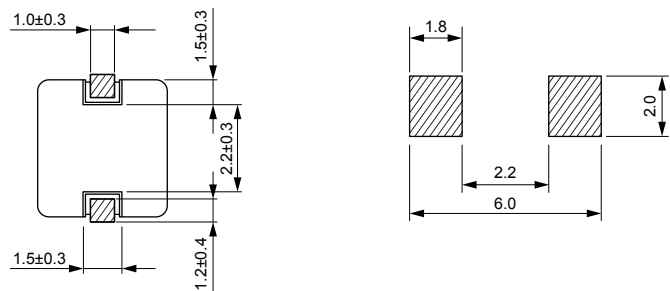
APPLICATION

- High current DC/DC converter
- LC filter

Dimensions: [mm]



Land Pattern: [mm]



Electrical Properties:

Part No	Inductance (μH)	Tolerance	Temperature Rise Current (A)	Saturation Current (A)	DC Resistance Typ. (mΩ)	DC Resistance Max. (mΩ)
FHC5040-R22M	0.22	±20%	20.0	25.0	1.25	1.38
FHC5040-R33M	0.33	±20%	18.5	20.0	1.75	1.93
FHC5040-R47M	0.47	±20%	15.0	16.0	2.75	3.00
FHC5040-R68M	0.68	±20%	12.8	13.5	4.00	4.40
FHC5040-1R0M	1.00	±20%	11.5	11.5	4.75	5.20
FHC5040-1R5M	1.50	±20%	9.00	9.00	8.15	9.00
FHC5040-2R2M	2.20	±20%	7.50	7.50	11.3	12.4
FHC5040-3R3M	3.30	±20%	5.80	5.80	18.5	20.4
FHC5040-4R7M	4.70	±20%	4.75	4.70	24.5	27.0
FHC5040-5R6M	5.60	±20%	4.50	4.60	28.5	31.4

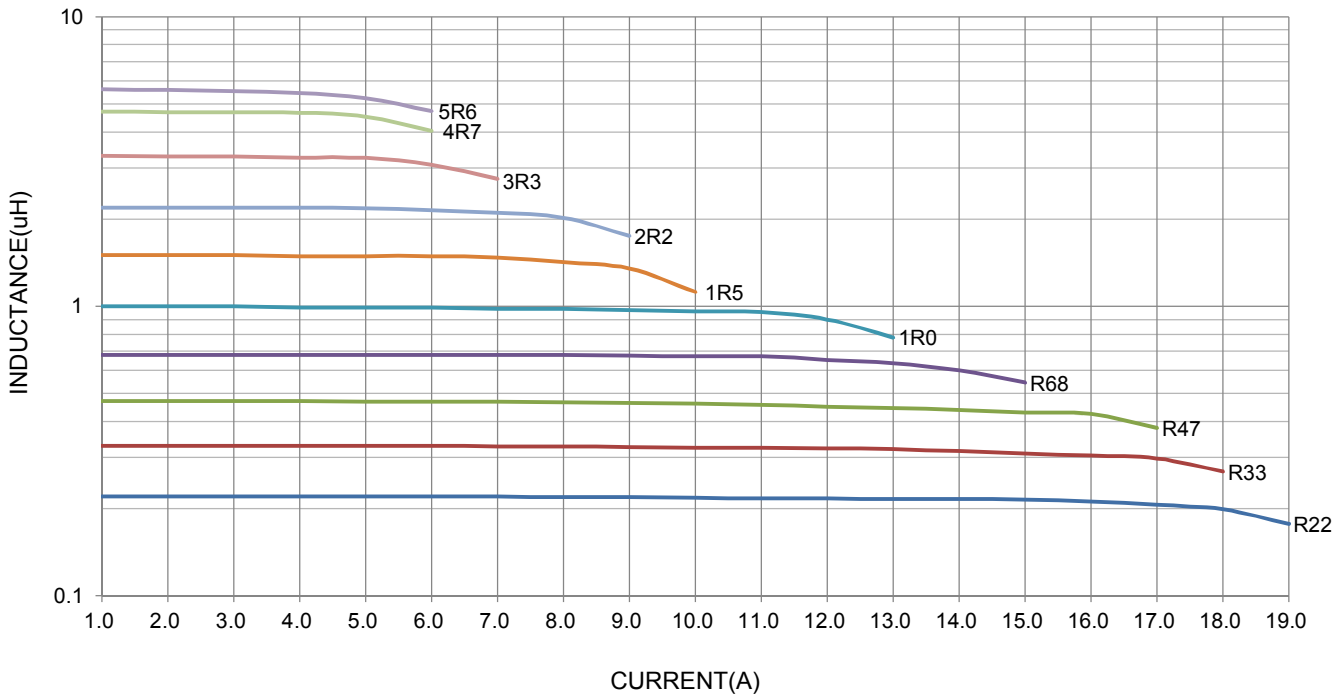
Operating Temperature: -55°C to +150°C

Temperature Rise Current the actual value of DC current when the temperature rise is ΔT50°C max.

Saturation Current that will cause initial inductance to drop approximately 30%

Typical Electrical Characteristics:

Inductance vs Current Characteristics:



Temperature Rise vs Current Characteristics:

