

**FHC Series**  
**SMD Flat Wire High Current Inductor**  
**Size 1050**



**CHARACTERISTICS**

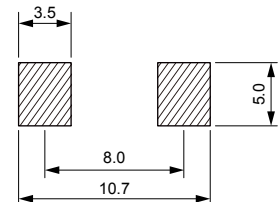
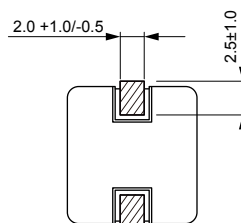
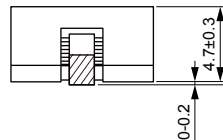
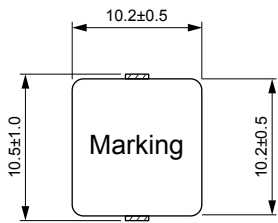
- Low Rdc with flat wire design
- Low cooper losses at high frequency
- Magnetic shielded structure
- Quantity: 700pcs

**APPLICATION**

- High current DC/DC converter
- LC filter

**Dimensions: [mm]**

**Land Pattern: [mm]**



**Electrical Properties:**

Part No	Inductance (μH)	Tolerance	Temperature Rise Current (A)	Saturation Current (A)	DC Resistance Typ. (mΩ)	DC Resistance Max. (mΩ)
FHC1050-R16M	0.16	±20%	25.0	58.0	0.56	0.70
FHC1050-R40M	0.40	±20%	24.0	37.0	0.67	0.74
FHC1050-R72M	0.72	±20%	22.0	35.0	1.30	1.43
FHC1050-1R2M	1.20	±20%	20.0	25.0	1.80	1.98
FHC1050-1R8M	1.80	±20%	16.0	18.0	3.50	3.85
FHC1050-2R4M	2.40	±20%	14.0	17.0	4.75	5.23
FHC1050-3R3M	3.30	±20%	12.0	15.0	5.90	6.49
FHC1050-4R2M	4.20	±20%	11.0	14.0	7.10	7.81
FHC1050-5R5M	5.50	±20%	10.0	12.0	10.3	11.3
FHC1050-6R5M	6.50	±20%	8.40	10.0	12.5	13.8
FHC1050-7R8M	7.80	±20%	8.00	9.50	13.6	15.0
FHC1050-100M	10.0	±20%	7.20	8.50	16.3	18.0
FHC1050-160M	16.0	±20%	5.00	6.50	34.5	38.0

Operating Temperature : -40 °C to +125 °C

Temperature Rise Current: the actual value of DC current when the temperature rise is ΔT50 °C

Saturation Current that will cause initial inductance to drop approximately 30%

## Typical Electrical Characteristics:

