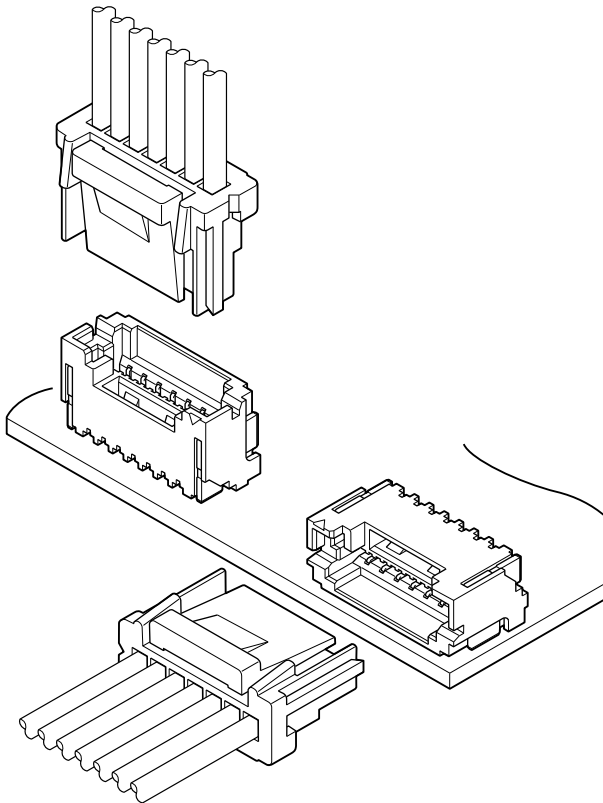


ZE CONNECTOR

1.5 mm pitch/Disconnectable Crimp style connectors



1.5 mm pitch secure lock type connector. Fork-shaped header contact provides the good mating feeling and secure mating operation.

- Secure locking structure
- Contact locking structure

Specifications

- Current rating: 2 A AC/DC (AWG #24)
- Voltage rating: 100 V AC/DC
- Temperature range: -25°C to +85°C
(including temperature rise in applying electrical current)
- Contact resistance: Initial value/ 20 mΩ max.
After environmental tests/ 40 mΩ max.
- Insulation resistance: 500 MΩ min.
- Withstanding voltage: 500 VAC/minute
- Applicable wire: Conductor size/ AWG #30 to #24
Insulation O.D./ 0.8 to 1.2 mm

* In using the products, refer to "Handling Precautions for Terminals and Connectors" described on our website (Technical documents of Product information page).

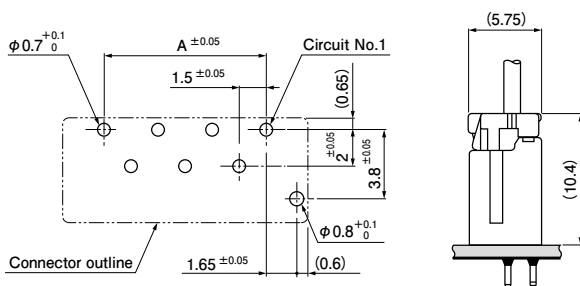
- * RoHS2 compliance
- * Dimensional unit: mm
- * Contact JST for details.

Standards

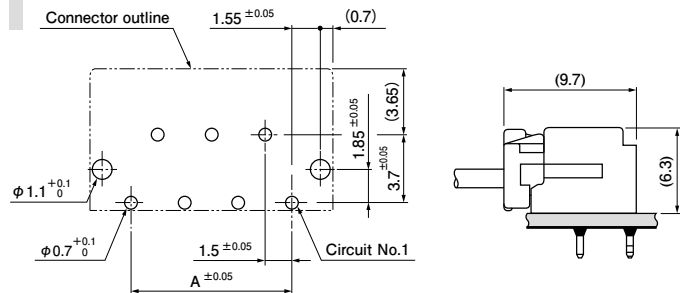
Recognized E60389

PC board layout and Assembly layout

Top entry type



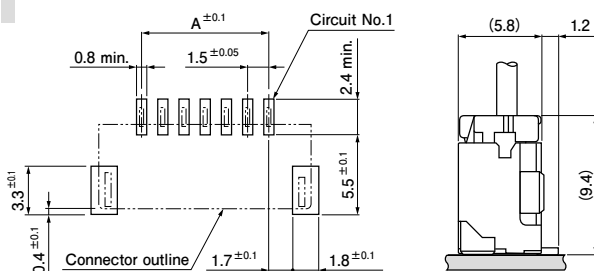
Side entry type



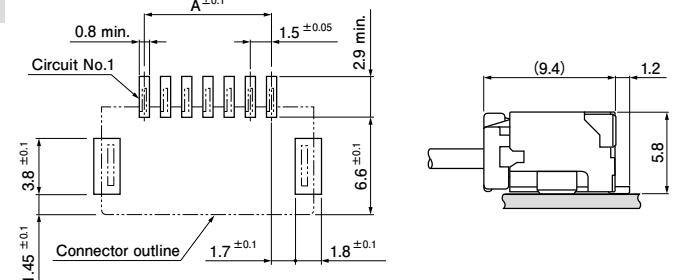
- Note: 1. The above figure is the figure viewed from the connector mounting side.
2. Tolerances are non-cumulative: ± 0.05 mm for all centers.
3. Hole dimensions differ according to the type of PC board and piercing method.
The dimensions above should serve as a guideline. Contact JST for details.

<SMT type>

Top entry type

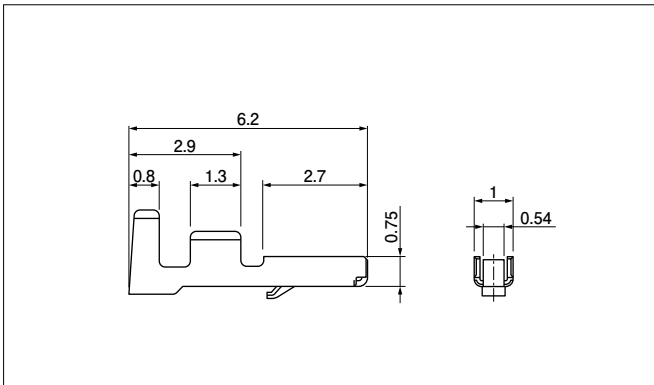


Side entry type



- Note: 1. The above figure is the figure viewed from the connector mounting side.
2. Tolerances for the centers of pattern on PCB is ± 0.05 , and shall be not cumulative more than ± 0.1 .
The dimensions above should serve as a guideline. Contact JST for details.

Contact



Model No.	Applicable wire		Insulation O.D. (mm)	Q'ty/reel
	mm ²	AWG #		
SZE-002T-P0.3	0.08~0.21	28~24	0.8~1.2	16,000
SZE-003T-P0.3	0.05~0.13	30~26	0.8~1.0	16,000

Material and Finish

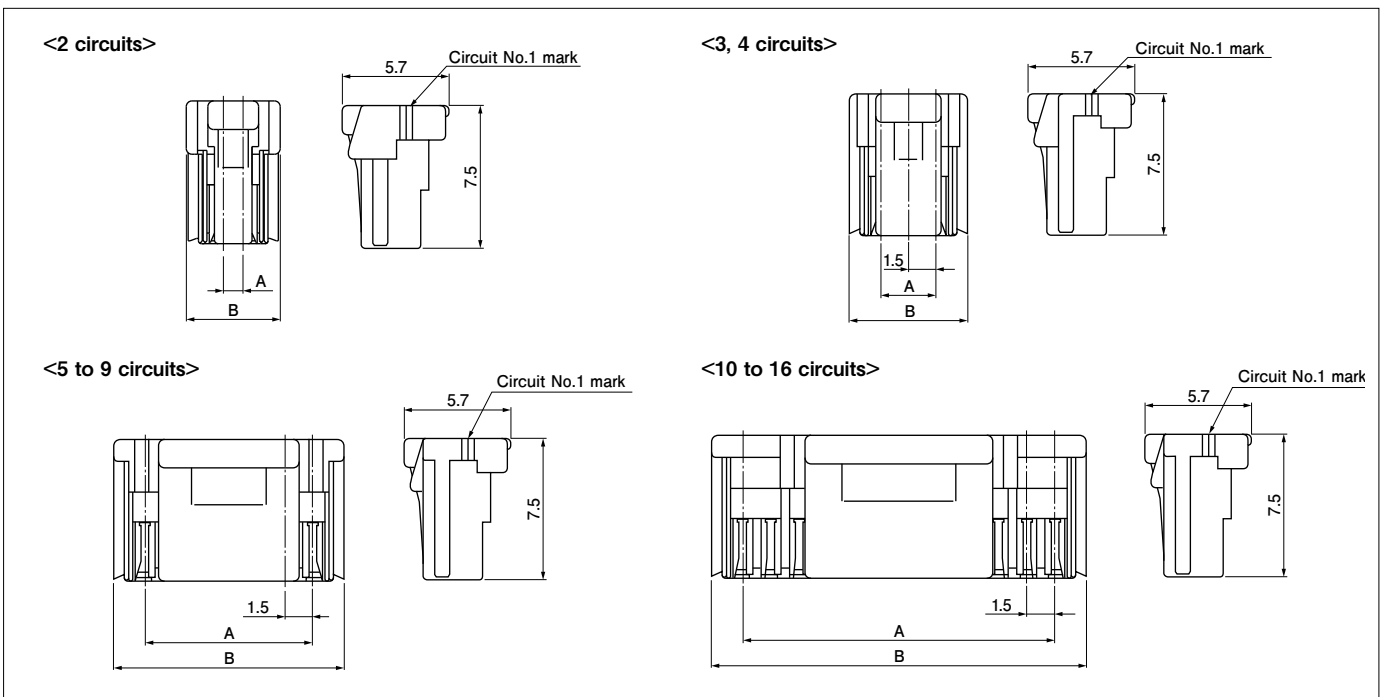
Copper alloy, tin-plated (reflow treatment)

RoHS2 compliance

Contact	Crimping machine	Applicator		
		Crimp applicator	Dies	Crimp applicator with dies
SZE-002T-P0.3	AP-K2N	MKS-L	MK/SZE-002-03	APLMK SZE002-03
SZE-003T-P0.3			MK/SZE-003-03	APLMK SZE003-03

Note: Contact JST for fully automatic crimping applicator.

Housing



No. of circuits	Model No.	Dimensions (mm)		Q'ty/bag
		A	B	
2	ZER-02V-S	1.5	5.0	6,000
3	ZER-03V-S	3.0	6.3	6,000
4	ZER-04V-S	4.5	7.8	5,000
5	ZER-05V-S	6.0	9.3	3,000
6	ZER-06V-S	7.5	10.8	3,000
7	ZER-07V-S	9.0	12.3	2,000
8	ZER-08V-S	10.5	13.8	2,000
9	ZER-09V-S	12.0	15.3	2,000
10	ZER-10V-S	13.5	16.8	2,000
11	ZER-11V-S	15.0	18.3	2,000
12	ZER-12V-S	16.5	19.8	2,000
13	ZER-13V-S	18.0	21.3	2,000
14	ZER-14V-S	19.5	22.8	2,000
15	ZER-15V-S	21.0	24.3	1,500
16	ZER-16V-S	22.5	25.8	1,500

Material and Finish

PBT, UL94V-0, natural

<For reference> As the color identification, the following alphabet shall be put in the underlined part. For availability, delivery and minimum order quantity, contact JST.

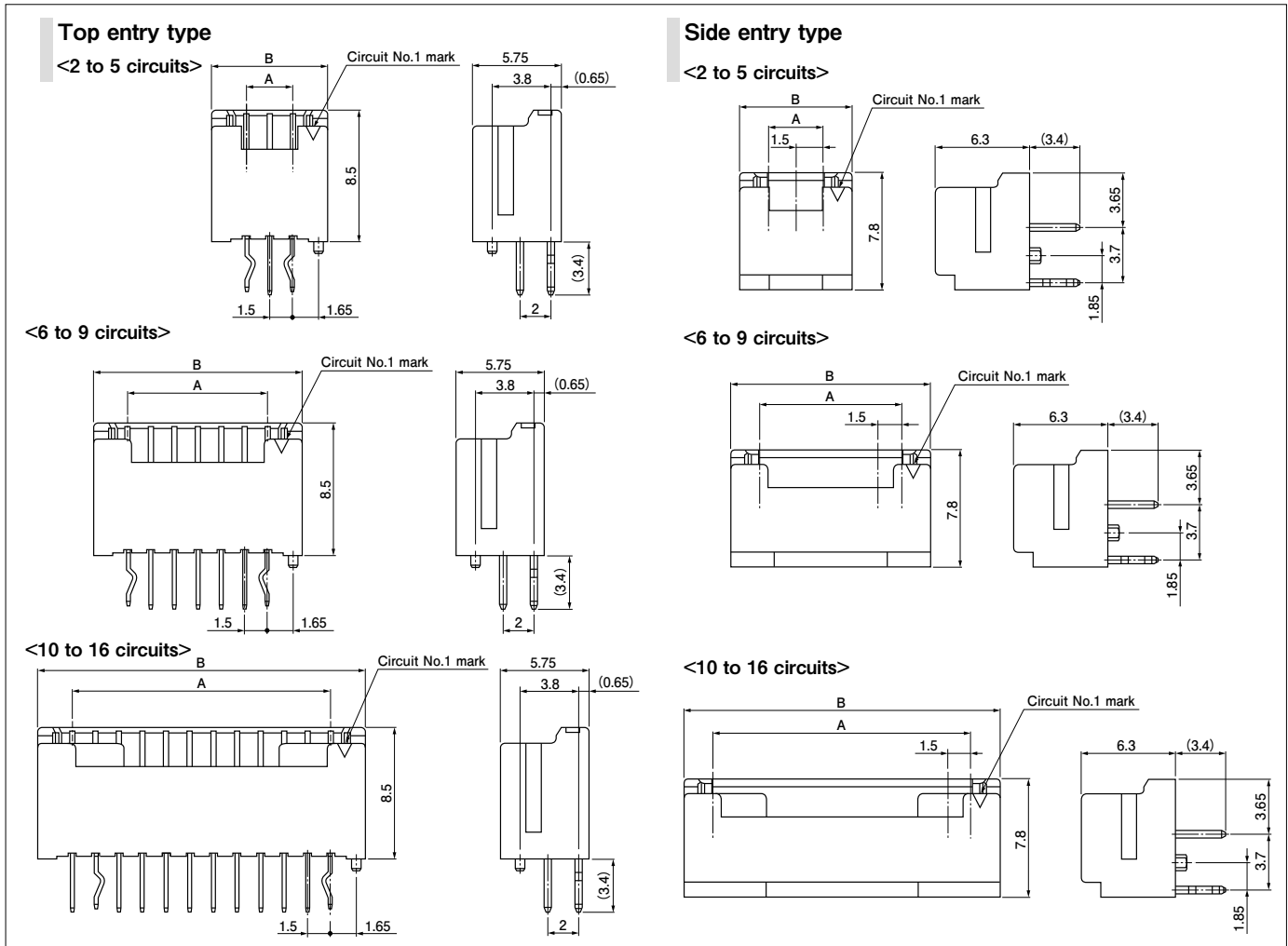
ex. **ZER-02V-S**

S...natural Z...ivory E...blue TR...tomato red MG...moss green
 DH...dark gray DPK...dark pink L...lemon yellow LE...light blue
 DO...dark orange DP...dark purple K...black R...red M...green
 Y...yellow N...brown P...purple FY...vivid yellow PK...pink
 O...orange

RoHS2 compliance

ZE CONNECTOR

Header (DIP type)



Top entry type

No. of circuits	Model No.		Dimensions (mm)		Q'ty / box
	Without boss	With boss	A	B	
2	—	B02B-ZESK-1D	1.5	6.0	2,496
3	B03B-ZESK-D	B03B-ZESK-1D	3.0	7.5	1,984
4	B04B-ZESK-D	B04B-ZESK-1D	4.5	9.0	1,664
5	B05B-ZESK-D	B05B-ZESK-1D	6.0	10.5	1,408
6	B06B-ZESK-D	B06B-ZESK-1D	7.5	12.0	1,216
7	B07B-ZESK-D	B07B-ZESK-1D	9.0	13.5	1,088
8	B08B-ZESK-D	B08B-ZESK-1D	10.5	15.0	960
9	B09B-ZESK-D	B09B-ZESK-1D	12.0	16.5	896
10	B10B-ZESK-D	B10B-ZESK-1D	13.5	18.0	832
11	B11B-ZESK-D	B11B-ZESK-1D	15.0	19.5	768
12	B12B-ZESK-D	B12B-ZESK-1D	16.5	21.0	704
13	B13B-ZESK-D	B13B-ZESK-1D	18.0	22.5	640
14	B14B-ZESK-D	B14B-ZESK-1D	19.5	24.0	576
15	B15B-ZESK-D	B15B-ZESK-1D	21.0	25.5	576
16	B16B-ZESK-D	B16B-ZESK-1D	22.5	27.0	512

Material and Finish

Contact: Copper alloy, copper-undercoated, tin-plated (reflow treatment)
Wafer: Glass-filled PA 66, UL94V-0, natural

Side entry type

No. of circuits	Model No.	Dimensions (mm)		Q'ty / box
		A	B	
2	S02B-ZESK-2D	1.5	6.0	1,872
3	S03B-ZESK-2D	3.0	7.5	1,488
4	S04B-ZESK-2D	4.5	9.0	1,248
5	S05B-ZESK-2D	6.0	10.5	1,056
6	S06B-ZESK-2D	7.5	12.0	912
7	S07B-ZESK-2D	9.0	13.5	816
8	S08B-ZESK-2D	10.5	15.0	720
9	S09B-ZESK-2D	12.0	16.5	672
10	S10B-ZESK-2D	13.5	18.0	624
11	S11B-ZESK-2D	15.0	19.5	576
12	S12B-ZESK-2D	16.5	21.0	528
13	S13B-ZESK-2D	18.0	22.5	480
14	S14B-ZESK-2D	19.5	24.0	432
15	S15B-ZESK-2D	21.0	25.5	432
16	S16B-ZESK-2D	22.5	27.0	384

Material and Finish

Contact: Copper alloy, copper-undercoated, tin-plated (reflow treatment)
Wafer: Glass-filled PA 66, UL94V-0, natural

RoHS2 compliance This product displays (LF)(SN) on a label.
Note: Top entry type 2 circuits is only header with boss.

<For reference> As the color identification, the following alphabet shall be put in the underlined part.
For availability, delivery and minimum order quantity, contact JST.

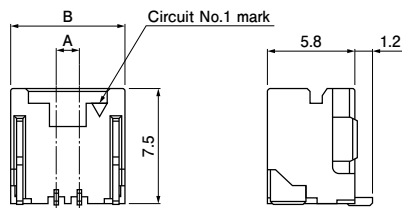
ex. B02B-ZESK-1D, S02B-ZESK-2D S...natural Z...ivory E...blue TR...tomato red MG...moss green DH...dark gray DPK...dark pink
L...lemon yellow LE...light blue DO...dark orange K...black R...red M...green Y...yellow N...brown P...purple FY...vivid yellow PK...pink O...orange

RoHS2 compliance This product displays (LF)(SN) on a label.

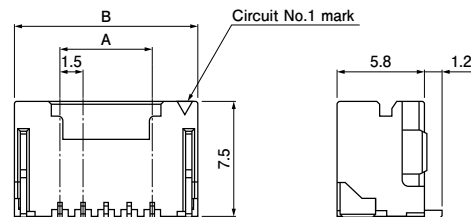
Header (SMT type)

Top entry type

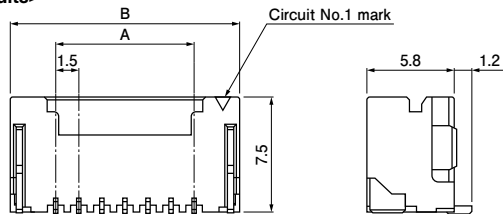
<2 circuits>



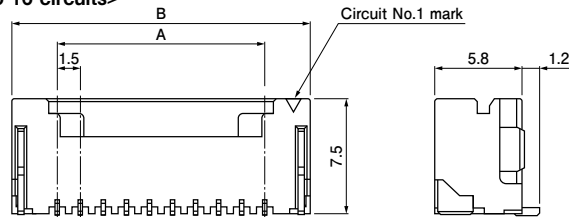
<3 to 5 circuits>



<6 to 9 circuits>

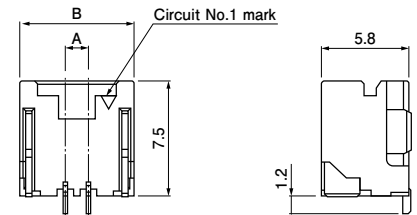


<10 to 16 circuits>

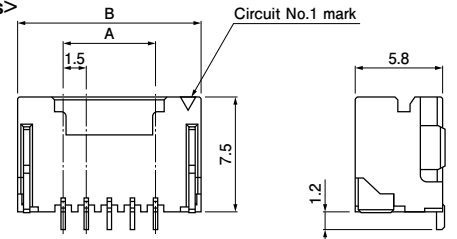


Side entry type

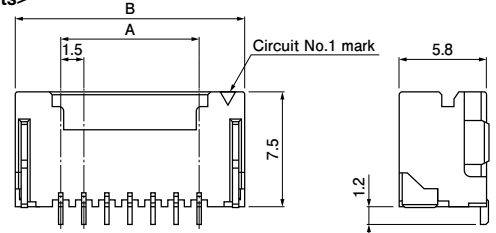
<2 circuits>



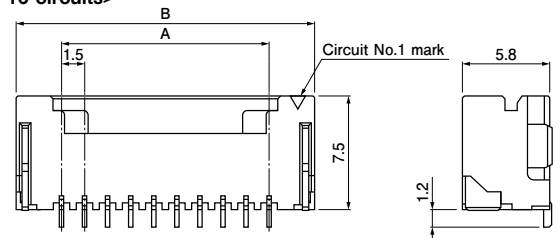
<3 to 5 circuits>



<6 to 9 circuits>



<10 to 16 circuits>



Top entry type

No. of circuits	Model No.	Dimensions (mm)		Q'ty/reel
		A	B	
2	BM02B-ZESS-TBT	1.5	7.5	800
3	BM03B-ZESS-TBT	3.0	9.0	800
4	BM04B-ZESS-TBT	4.5	10.5	800
5	BM05B-ZESS-TBT	6.0	12.0	800
6	BM06B-ZESS-TBT	7.5	13.5	800
7	BM07B-ZESS-TBT	9.0	15.0	800
8	BM08B-ZESS-TBT	10.5	16.5	800
9	BM09B-ZESS-TBT	12.0	18.0	800
10	BM10B-ZESS-TBT	13.5	19.5	800
11	BM11B-ZESS-TBT	15.0	21.0	800
12	BM12B-ZESS-TBT	16.5	22.5	800
13	BM13B-ZESS-TBT	18.0	24.0	800
14	BM14B-ZESS-TBT	19.5	25.5	800
15	BM15B-ZESS-TBT	21.0	27.0	800
16	BM16B-ZESS-TBT	22.5	28.5	800

Material and Finish

Contact: Copper alloy, copper-undercoated, tin-plated (reflow treatment)
 Wafer: Polyamide, UL94V-0, natural
 Reinforcement: Copper alloy, copper-undercoated, tin-plated (reflow treatment)

RoHS2 compliance This product displays (LF)(SN) on a label.
 Note: The products listed above are supplied on embossed-tape/with suction tape.

<For reference> As the color identification, the following alphabet shall be put in the underlined part.
 For availability, delivery and minimum order quantity, contact JST.

ex. **BM02B-ZESS-TBT, SM02B-ZESS-TB** S...natural Z...ivory E...blue TR...tomato red MG...moss green DH...dark gray DPK...dark pink
 L...lemon yellow LE...light blue DO...dark orange DP...dark purple

Side entry type

No. of circuits	Model No.	Dimensions (mm)		Q'ty/reel
		A	B	
2	SM02B-ZESS-TB	1.5	7.5	1,000
3	SM03B-ZESS-TB	3.0	9.0	1,000
4	SM04B-ZESS-TB	4.5	10.5	1,000
5	SM05B-ZESS-TB	6.0	12.0	1,000
6	SM06B-ZESS-TB	7.5	13.5	1,000
7	SM07B-ZESS-TB	9.0	15.0	1,000
8	SM08B-ZESS-TB	10.5	16.5	1,000
9	SM09B-ZESS-TB	12.0	18.0	1,000
10	SM10B-ZESS-TB	13.5	19.5	1,000
11	SM11B-ZESS-TB	15.0	21.0	1,000
12	SM12B-ZESS-TB	16.5	22.5	1,000
13	SM13B-ZESS-TB	18.0	24.0	1,000
14	SM14B-ZESS-TB	19.5	25.5	1,000
15	SM15B-ZESS-TB	21.0	27.0	1,000
16	SM16B-ZESS-TB	22.5	28.5	1,000

Material and Finish

Contact: Copper alloy, copper-undercoated, tin-plated (reflow treatment)
 Wafer: Polyamide, UL94V-0, natural
 Reinforcement: Copper alloy, copper-undercoated, tin-plated (reflow treatment)

RoHS2 compliance This product displays (LF)(SN) on a label.
 Note: The products listed above are supplied on embossed-tape/without suction tape.