

FEATURES特点

- UL, TUV & CQC safety approval.
UL, TUV 及 CQC 安规认证
- Standard type & High sensitivity type available.
包括标准型及高感度型
- UL Class F (155°C) coil insulation type available.
供应UL标准 F级 (155°C) 线圈
- TV Rated (TV-3, TV-5 or TV-8) available.
提供TV负载 (TV-3, TV-5 或 TV-8)
- Heavy current up to 20Amps.
大电流可达20安培
- Insulation distance: 8mm.
绝缘距离: 8毫米
- Dielectric strength: 5,000 VAC.
耐压: 5,000 VAC
- Nominal Power 540mW ~ 720mW.
正常功率 540mW ~ 720mW
- Operating Power 300mW ~ 410mW.
动作功率 300mW ~ 410mW



UL FILE NO.: E162117
TUV FILE NO.: R50048089
CQC FILE NO.: CQC02001001786

用途: 遥控电视机、复印机、贩售机和空调器。

CONTACT RATING 接点参数

Contact Form接点形式	1A SPST-NO 1C SPDT (942 T Only)	1A SPST-NO 1C SPDT	2A DPST-NO	2C DPDT
Max.Switching Power最大切换功率	4000VA 600W	3000VA 360W	1750VA 210W	1250VA 150W
Max.Switching Voltage最大切换电压	250VAC 30VDC			
Max.Switching Current最大切换电流	20A	12A	7A	5A
Min. Switching Current/Voltage 最小切换电流/电压	100mA 5VDC			
Contact Resistive Load接点阻性负载 (Cos Φ=1)	16A/250VAC 20A/30VDC 20A/125VAC	12A/250VAC 12A/30VDC	7A/250VAC 7A/30VDC 8A/125VAC	5A/250VAC 5A/30VDC 8A/125VAC
Inductive Load感性负载 (cos Φ=0.4, L/R=7ms)	8A/250VAC 8A/30VDC	5A/250VAC 5A/30VDC	2A/250VAC 2A/30VDC	
TV Rating TV负载	NO:TV-8 125VAC	NO:TV-5 125VAC	TV-3 120VAC	
Contact Material 接点材质	Ag Alloy银合金			

CHARACTERISTICS 性能参数

Electrical Life 电气寿命	1 × 10 ⁵	
Mechanical Life机械寿命	1 × 10 ⁷	
Insulation Resistance绝缘阻抗	Min. 100MΩ 500VDC	
Contact Resistance(Initial)接触电阻	≤ 100mΩ (6VDC 1A)	
Operate Time 动作时间	≤ 15ms	
Release Time 开放时间	≤ 8ms	
Initial Dielectric Strength 耐压	between open contacts开放接点间: 50/60Hz 1000VAC 1min. between contacts and coil接点线圈间: 50/60Hz 5000VAC 1min. between contact sets接点组间: 50/60Hz 2500VAC 1min.	
Vibration Resistance 耐振动	Malfuction: 误动作:	10 ~ 55Hz Double Amplitud双振幅 1.5mm
	Damage limits: 耐久:	10 ~ 55Hz Double Amplitude双振幅 1.5mm
Shock Resistance 耐冲击	Malfuction: 误动作:	10G
	Damage limits: 耐久:	100G
Ambient Temperature环境温度	-40°C ~ +85°C (No freezing 无结冰)	
Relative Humidity相对湿度	85% at 40°C	
Unit Weight单位重量	约Approx. 17g	

ORDERING INFORMATION型号代码说明

942 H - 1A - 12 D S - T - F
 1 2 3 4 5 6 7 8

<p>1. Model Number 型号</p> <p>2. Coil Sensitivity 线圈感度 Nil = Standard Type标准型 For AC coil only H = High Sensitive Type高感度型For DC coil only</p> <p>3. Contact Arrangement 接点形式 1A = 1 Form A 1 组常开 1C = 1 Form C 1组转换 2A = 2 Form A 2 组常开 2C = 2 Form C 2 组转换</p> <p>4. Coil Voltage 线圈电压 3、5、6、9、12、24、48、100、110VDC 6、12、24、110、120、220、240VAC</p>	<p>5. Coil Type 线圈形式 A=AC交流 D=DC直流</p> <p>6. Enclosure 密封形式 Nil = Flux tight(PC Cover)抗助焊剂型(PC 外壳) S = Sealed plastic case密封塑料壳</p> <p>7. Terminal Type 端子形式 Nil = Standard Type 标准型 (1A/1C/2A/2C) T = High capacity 高容量型(1A-T/1C-T)</p> <p>8. Type of Insulation 绝缘形式 Nil = Class A F = Class F</p>
--	--

COIL RATINGS (at 20°C) 线圈额定值 (在20°C)

COIL TYPE 线圈形式	Coil Nominal Voltage 线圈额定电压 (V)	Coil Resistance 线圈阻抗 ($\Omega \pm 10\%$)	Pick-Up Voltage 动作电压(V) (Max)	Drop-Out Voltage 开放电压(V) (Min)	Nominal Current 额定电流 (mA)
DC Standard Coils 直流标准型线圈 (abt. 0.72W)	3	12.5	2.1	0.3	240
	5	36	3.5	0.5	138.9
	6	50	4.2	0.6	120
	9	115	6.3	0.9	78.3
	12	200	8.4	1.2	60
	24	820	16.8	2.4	29.3
	48	3300	33.6	4.8	14.5
	100/110	14144	70	10	7
DC High Sensitive Coils 直流高感度型线圈 (abt. 0.53W)	3	17	2.25	0.3	176.5
	5	47	3.75	0.5	106.4
	6	68	4.5	0.6	88
	9	155	6.75	0.9	58
	12	270	9	1.2	44.4
	24	1100	18	2.4	21.8
	48	4400	36	4.8	10.9
	100/110	18860	75	10	5.3
AC Coils 交流线圈 (abt. 0.9VA~1.2VA)	6	16.5	4.8	1.8	
	12	63	9.6	3.6	
	24	250	19.2	7.2	
	110/120	5600	88	33	
	220/240	22000	176	66	

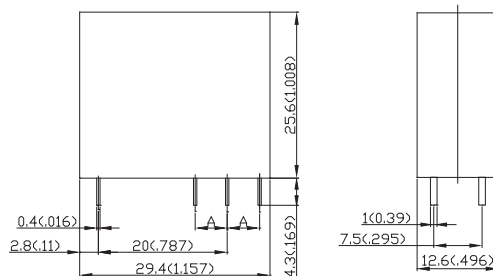
* Max Continuous Voltage at 20°C: 130% of Coil Normal Voltage. 最大使用电压在20°C:线圈额定电压的130%

* AC coils Max continuous Voltage at 20°C 110%. 交流线圈最大使用电压在20°C: 线圈额定电压的110%

OUTLINE DIMENSIONS 外部尺寸

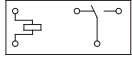
UNIT: mm(inch) 单位: 毫米(英寸)

Dimensions尺寸



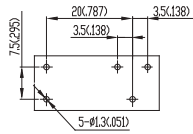
A: 3.5 (.138) ; 5.0 (.197)

Internal Connections接线图
(Bottom View底视图)

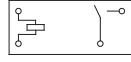


1C

Drilling Plan孔位图
(Bottom View底视图)

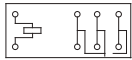
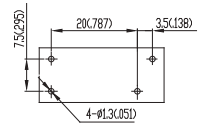


Internal Connections接线图
(Bottom View底视图)

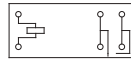
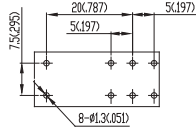


1A

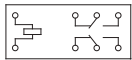
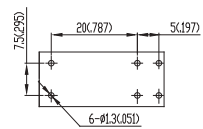
Drilling Plan孔位图
(Bottom View底视图)



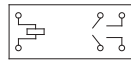
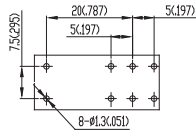
1C-T



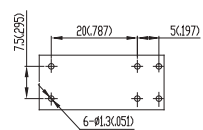
1A-T



2C



2A

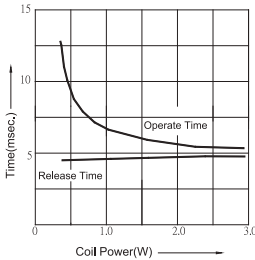


REMARK: Dimensions $\leq 5\text{mm} \pm 0.2\text{mm}$, $> 5\text{mm} \pm 0.3\text{mm}$, the tolerance of PCB thru hole: $+0.2\text{mm}$
备注: 尺寸公差 $\leq 5\text{mm} \pm 0.2\text{mm}$, $> 5\text{mm} \pm 0.3\text{mm}$, 印刷电路板孔 $+0.2\text{mm}$

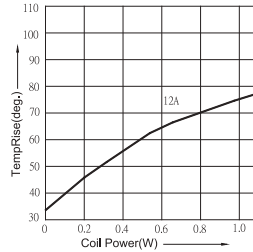
942 Reference Data 参考资料

942-1A,942-1C Referential Data

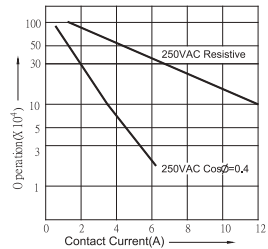
Timing



Coil Temperature Rise

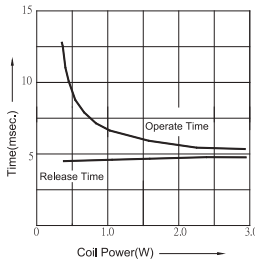


Life Curves

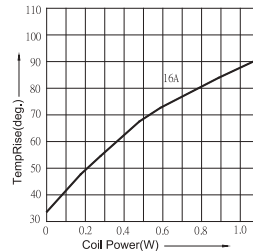


942-1A-T,942-1C-T Referential data

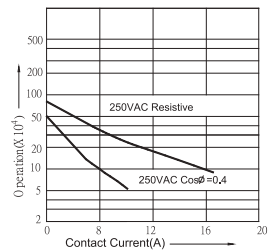
Timing



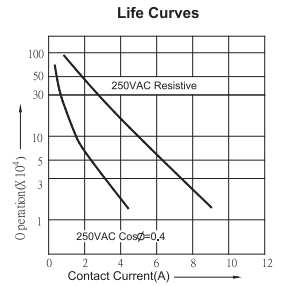
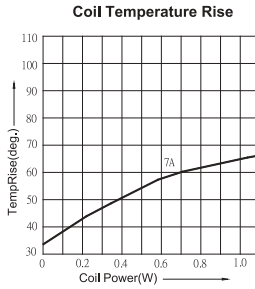
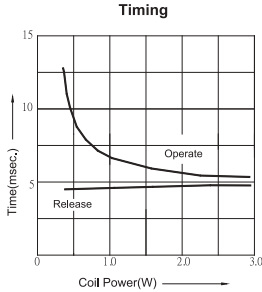
Coil Temperature Rise



Life Curves



942-2A,942-2C Referential data



SAFETY STANDARD 安规认证

SAFETY 安规名称	Coil Voltage 线圈电压	Contact Rated 接点额定值
CQC	DC: 5V,9V,12V,24V,48V AC: 110/120VAC,220/240VAC	(942 1A-T) 16A 250VAC (942 1A 1C) 12A 250VAC (942 2C) NO7A / NC5A 250VAC
UL	DC:3 ~ 110V AC:6 ~ 240V	(942H/942 1A-T/1C-T): 16A 250VAC、20A 125VAC 20A 30VDC TV-3 120VAC(NO) TV-8 125VAC(NO) (942H/942 1A/1C):12A 250VAC、12A 30VDC TV-3 120VAC(NO) TV-5 125VAC(NO) (942H/942 2A/2C): 5A 250VAC、5A 30VDC 7A 250VAC(NO) 7A 30VDC(NO) TV-3 120VAC(NO) 8A 125VAC
TUV	DC: 3V,5V,6V,9V,12V,24V, 100/110V AC: 6V,12V,24V, 110/120V,220/240V	(942 1A/1C-T) 16A 250VAC、16A 30VDC (942 1A/1C) 12A 250VAC、12A 30VDC (942 2A/2C) 5A 250VAC、5A 30VDC