

1

2

3

4

A

A

B

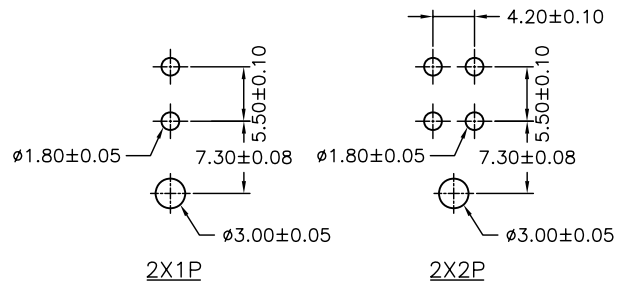
B

C

C

D

D

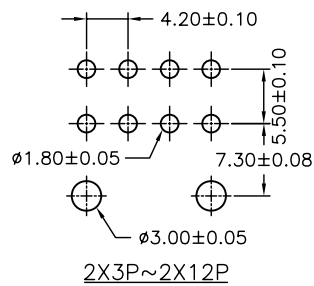
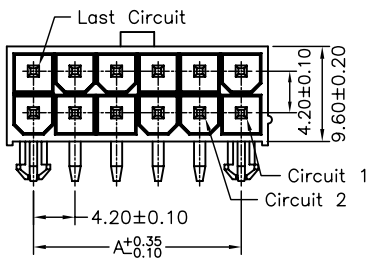


P/N LEGEND

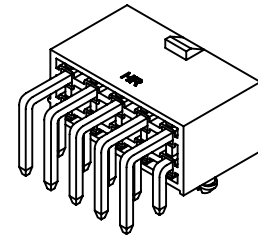
<b>C4255 WR-F-2XNP</b>			
①	②	③	④
① Series No.	② Connector type: WR=Right angel	③ Mounting type: F=With foot	④ No. of circuits

SPECIFICATIONS

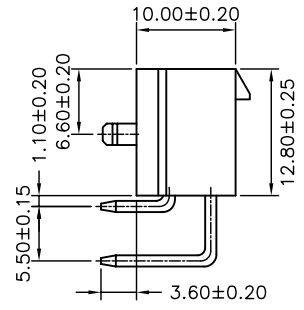
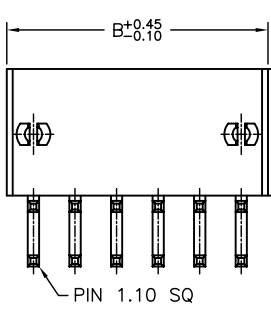
Current Rating: 9A AC,DC  
Voltage Rating: 600V AC,DC  
Temperature Range: -25°C ~ +85°C  
Contact Resistance: 10mΩ Max  
Insulation Resistance: 1000MΩ Min  
Withstanding Voltage: 1500V AC/minute  
Pin Material: Brass/Tin-plated  
Material: Nylon 66,UL94V-2  
Color: Natural(Translucent)



P.C.B LAYOUT



Circuit No.	Dimensions	
	A	B
2X01P	---	5.40
2X02P	4.20	9.60
2X03P	8.40	13.80
2X04P	12.60	18.00
2X05P	16.80	22.20
2X06P	21.00	26.40
2X07P	25.20	30.60
2X08P	29.40	34.80
2X09P	33.60	39.00
2X10P	37.80	43.20
2X11P	42.00	47.40
2X12P	46.20	51.60



燦達電子工業股份有限公司  
JOINT TECH ELECTRONIC IND. CO., LTD.

UNIT	SCALE	SHEET
mm	1 : 1	1 of 2
DRAWN BY	APPROVED BY	
董正一	董正一	
2001.03.01	2001.03.01	
GENERAL TOLERANCE		
X. X±0.25	ANGLE±	
X. XX±0.15	▽	
X. XXX±0.05	⊕	

TITLE:	
4.20mm PITCH 90° WAFER WITH PEGS, MINI-FIT	
DRAW NO. :	REV.
C4255WR-F-2XNP	B1

B1	EN1404170004	2014.04.17	郭木恩
REV.	DESCRIPTION	DATE	NAME

1

2

3

4