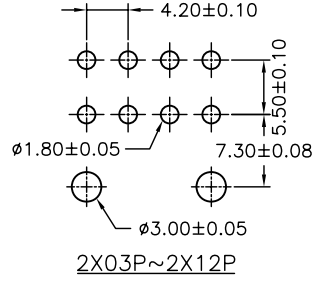
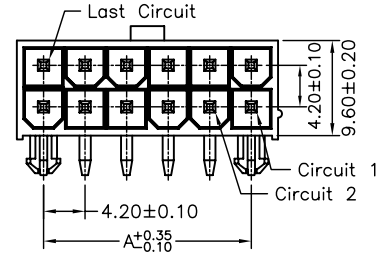


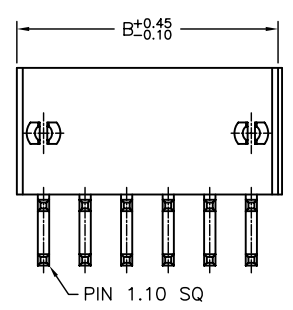
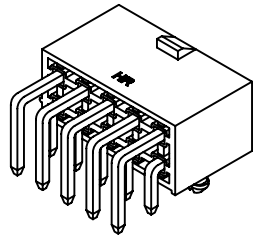
2X01P

2X02P

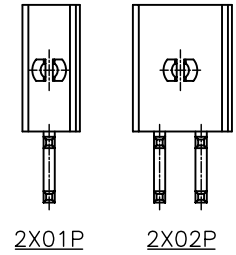
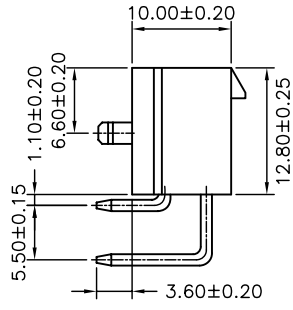


2X03P~2X12P

P.C.B LAYOUT



2X03P~2X12P



2X01P

2X02P

P/N LEGEND

	C4255 WR-F-2XNP V0				
	①	②	③	④	⑤
①	Series No.				
②	Connector type: WR=Right angel				
③	Mounting type: F=With foot				
④	No. of circuits				
⑤	V0=Nylon 66,UL94V-0				

SPECIFICATIONS

Current Rating: 9A AC,DC
 Voltage Rating: 600V AC,DC
 Temperature Range: -25°C ~ +85°C
 Contact Resistance: 10mΩ Max
 Insulation Resistance: 1000MΩ Min
 Withstanding Voltage: 1500V AC/minute
 Pin Material: Brass/Tin-plated
 Color: Natural(White)

Circuit No.	Dimensions	
	A	B
2X01P	---	5.40
2X02P	4.20	9.60
2X03P	8.40	13.80
2X04P	12.60	18.00
2X05P	16.80	22.20
2X06P	21.00	26.40
2X07P	25.20	30.60
2X08P	29.40	34.80
2X09P	33.60	39.00
2X10P	37.80	43.20
2X11P	42.00	47.40
2X12P	46.20	51.60

						燦達電子工業股份有限公司 JOINT TECH ELECTRONIC IND. CO., LTD.	
UNIT	SCALE	SHEET	TITLE:				
mm	1 : 1	1 of 2	4.20mm PITCH 90° WAFER WITH PEGS, MINI-FIT				
DRAWN BY	APPROVED BY						
歐陽小強	謝瑞清						
	2007.12.03	2007.12.03					
GENERAL TOLERANCE							
A1	EN1404170004	2014.04.17	郭本思	X.X±0.25	ANGLE±		
A0	NEW RELEASE	2007.12.03	歐陽小強	X.XX±0.15			
REV.	DESCRIPTION	DATE	NAME	X.XXX±0.05	DRAW NO. : C4255WR-F-2XNPV0		
					REV. A1		