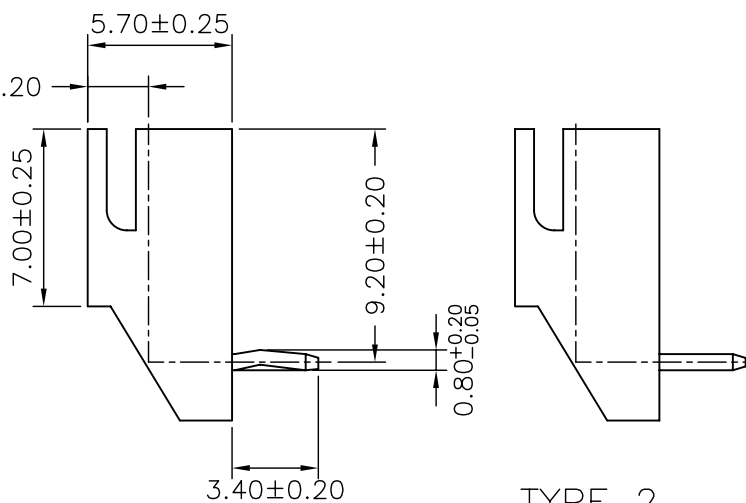
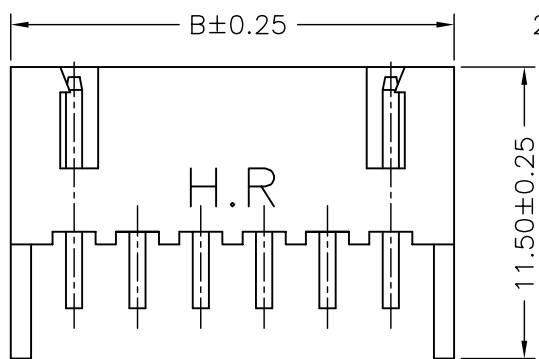


P/N LEGEND

A2501				WR	-XP	X
①	②	③	④			
① Series No.						
② Connector type: WR=Right angle						
③ No. of circuits						
④ Option code:						
1=Type 1						
2=Type 2						

SPECIFICATIONS

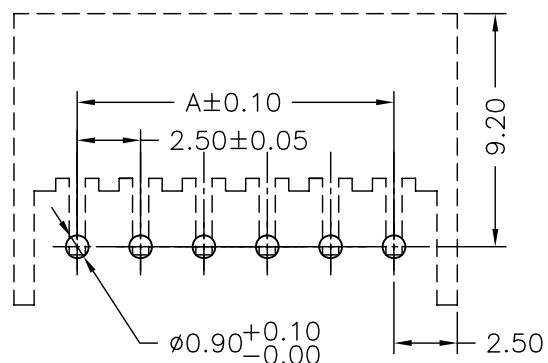
Current Rating: 3A AC,DC
 Voltage Rating: 250V AC,DC
 Temperature Range: -25°C ~ +85°C
 Contact Resistance: 10mΩ Max
 Insulation Resistance: 1000MΩ Min
 Withstanding Voltage: 1000V AC/minute
 Pin Material: Brass/Tin-plated
 Material: Nylon 66,UL94V-0
 Color: Natural(White)



TYPE 1

TYPE 2

Circuit No.	Dimensions		Circuit No.	Dimensions	
	A	B		A	B
02P	2.50	7.50	12P	27.50	32.50
03P	5.00	10.00	13P	30.00	35.00
04P	7.50	12.50	14P	32.50	37.50
05P	10.00	15.00	15P	35.00	40.00
06P	12.50	17.50	16P	37.50	42.50
07P	15.00	20.00	17P	40.00	45.00
08P	17.50	22.50	18P	42.50	47.50
09P	20.00	25.00	19P	45.00	50.00
10P	22.50	27.50	20P	47.50	52.50
11P	25.00	30.00			



P.C.B LAYOUT

				UNIT	SCALE	SHEET	TITLE:
				mm	1 : 1	1 of 1	
DRAWN BY		APPROVED BY		2.50mm PITCH 90° WAFER			
李勤		董正一					
2006.05.17		2006.05.17		DRAW NO. : A2501WR-XPX			
GENERAL TOLERANCE				ANGLE±			
X. X±0.25		X. XX±0.15					
X. XXX±0.05							
A2	EN1401240004	2014.01.22	郭木恩	REV. A2			
REV.	DESCRIPTION	DATE	NAME				