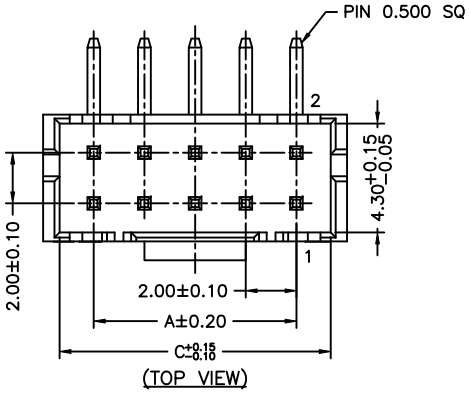

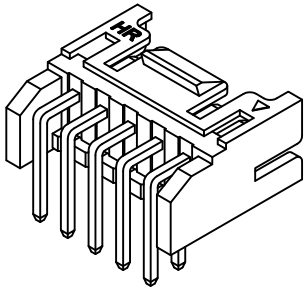

P/N LEGEND

A2004 WRB-2XNP R 0 X T1 N XX B
① ② ③ ④ ⑤ ⑥ ⑦ ⑧ ⑨ ⑩

① Series No.
② Connector type: WRB=Right angle B Type
③ No. of circuits
④ R=Rohs
⑤ Material: 0=Nylon 66-V0
⑥ Color: R=Red(186C); L=Blue(287C)
⑦ Plating code for contacts: T1=Tin-plated
⑧ Plating code: N=Non-plating
⑨ Option code:
00=Dim. F:3.00mm
Y1=Dim. F:2.40mm
⑩ Packing code: B=Tray

SPECIFICATIONS
Current Rating: 3A AC,DC
Voltage Rating: 250V AC,DC
Temperature Range: -25°C ~ +85°C
Contact Resistance: 10mΩ Max.
Insulation Resistance: 1000MΩ Min.
Withstanding Voltage: 800V AC/minute
Pin Material: Brass/Tin-plated
Material: Nylon 66,UL94V-0

Circuit No.	Dimensions				
	A	B	C	D	E
2X02P	2.00	6.00	4.70	---	1.50
2X03P	4.00	8.00	6.70	---	3.00
2X04P	6.00	10.00	8.70	---	4.00
2X05P	8.00	12.00	10.70	6.00	4.00
2X06P	10.00	14.00	12.70	8.00	4.00
2X07P	12.00	16.00	14.70	10.00	5.00
2X08P	14.00	18.00	16.70	12.00	5.00
2X09P	16.00	20.00	18.70	14.00	5.00
2X10P	18.00	22.00	20.70	16.00	5.00
2X11P	20.00	24.00	22.70	18.00	5.00
2X12P	22.00	26.00	24.70	20.00	5.00
2X13P	24.00	28.00	26.70	22.00	5.00
2X14P	26.00	30.00	28.70	24.00	5.00
2X15P	28.00	32.00	30.70	26.00	5.00
2X16P	30.00	34.00	32.70	28.00	5.00
2X17P	32.00	36.00	34.70	30.00	5.00
2X18P	34.00	38.00	36.70	32.00	5.00
2X19P	36.00	40.00	38.70	34.00	5.00
2X20P	38.00	42.00	40.70	36.00	5.00
2X21P	40.00	44.00	42.70	38.00	5.00
2X22P	42.00	46.00	44.70	40.00	5.00

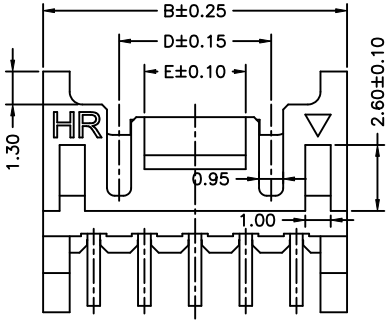

2X05~2X21P

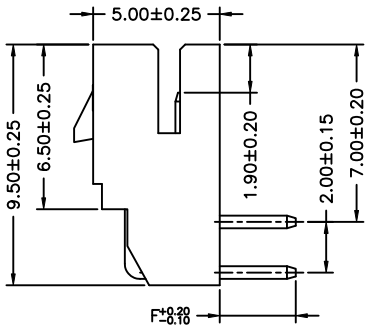

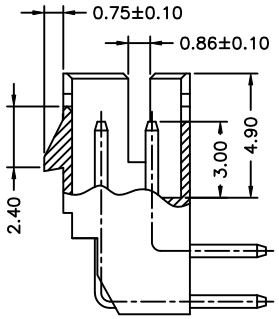

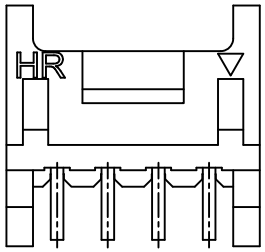

2X02~2X04P

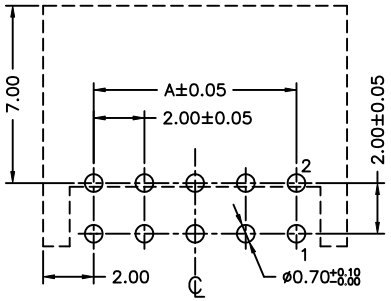

P.C.B LAYOUT
(TOP VIEW)

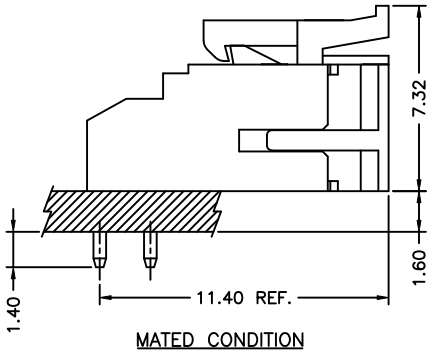

MATED CONDITION

REV.	DESCRIPTION	DATE	NAME
A0	NEW RELEASE	2015.06.26	劉建芳

燦達電子工業股份有限公司
JOINT TECH ELECTRONIC IND. CO., LTD.

UNIT	SCALE	SHEET
mm	1 : 1	1 of 1

DRAWN BY	APPROVED BY
劉建芳 2015.06.26	陳彥兆 2015.06.26

GENERAL TOLERANCE
X.X±0.25
X.XX±0.15
X.XXX±0.05
ANGLE±

TITLE:
2.00mm PITCH
90° WAFER

DRAW NO.: A2004WRB-2XNPRXXXXXXXX
REV. A0