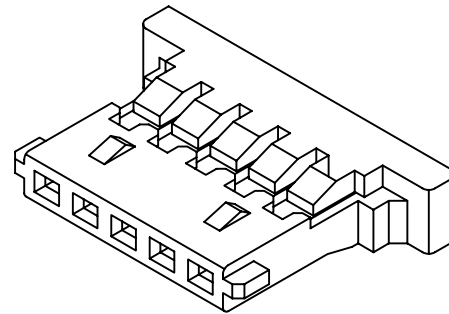
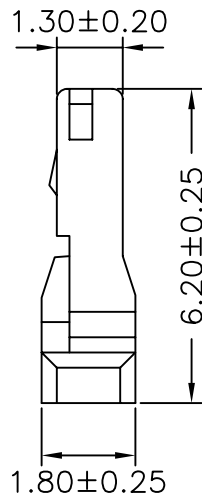
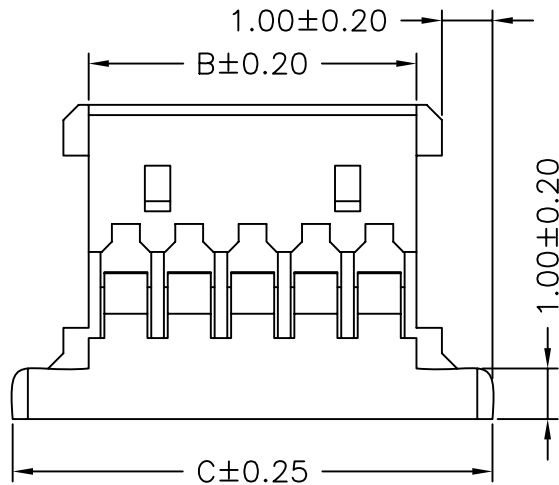
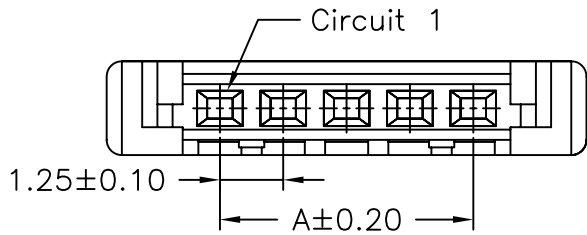


P/N LEGEND

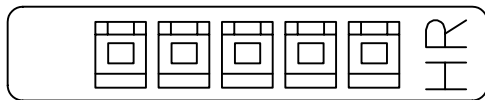
A	1	2	3	4	5	6	7	8	9	10
	①	②	③	④	⑤	⑥	⑦	⑧	⑨	⑩
	Series No.	Connector type: H=Housing	No. of circuits	N=Halogen Free	Material: 0=Nylon 66-V0	Color: W=White; B=Black	Plating code: NP=Non-plating	Plating code: N=Non-plating	Option code: 00=Standard	Packing code: G=Bag

SPECIFICATIONS

Current Rating: 1A AC,DC
 Voltage Rating: 125V AC,DC
 Temperature Range: -25°C ~ +85°C
 Contact Resistance: 20mΩ Max.
 Insulation Resistance: 100MΩ Min.
 Withstanding Voltage: 500V AC/minute
 Material: Nylon 66,UL94V-0
 Color: White or Black



Circuit No.	Dimensions		
	A	B	C
02P	1.25	2.72	5.72
03P	2.50	3.97	6.97
04P	3.75	5.22	8.22
05P	5.00	6.47	9.47
06P	6.25	7.72	10.72
07P	7.50	8.97	11.97
08P	8.75	10.22	13.22
09P	10.00	11.47	14.47
10P	11.25	12.72	15.72
11P	12.50	13.97	16.97
12P	13.75	15.22	18.22
14P	16.25	17.72	20.72
15P	17.50	18.97	21.97
16P	18.75	20.22	23.22
20P	23.75	25.22	28.22
30P	36.25	37.72	40.72



				燦達電子工業股份有限公司 JOINT TECH ELECTRONIC IND. CO., LTD.	
UNIT		SCALE	SHEET		TITLE:
mm		1 : 1	1 of 1		
DRAWN BY		APPROVED BY		1.25mm PITCH HOUSING	
歐陽小強 2008.09.03		謝瑞清 2008.09.03			
GENERAL TOLERANCE					
A1		EN1005250179		DRAW NO. :	
REV.	DESCRIPTION	DATE	NAME	A1254H-XPXXXXXXX	
				REV. A1	