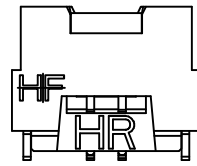


21P~30P
SCALE 0.8:1



02P

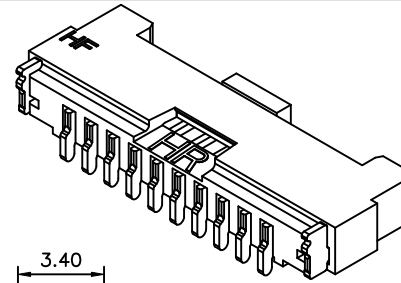
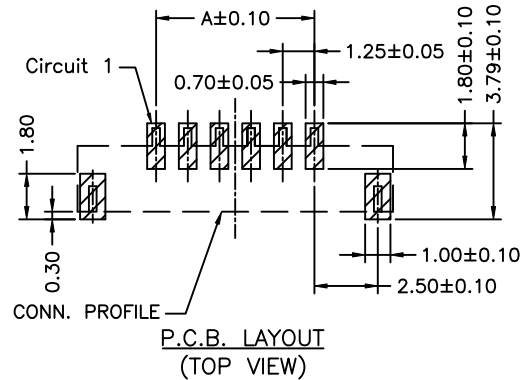
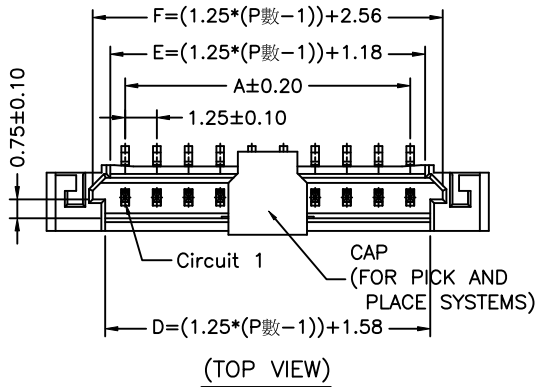
P/N LEGEND

A1253 WVA-S-XP N X B XX X 00 L
① ② ③ ④ ⑤ ⑥ ⑦ ⑧ ⑨ ⑩ ⑪

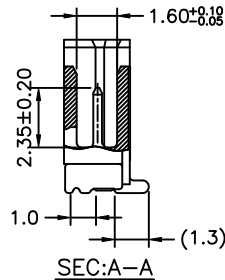
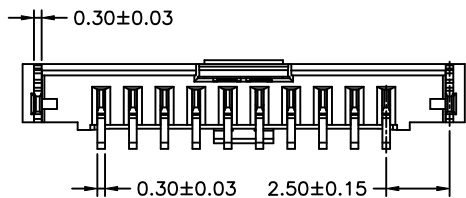
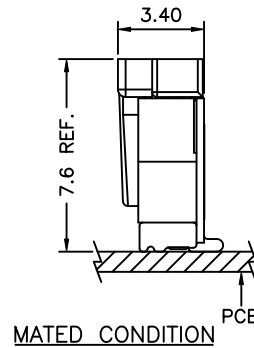
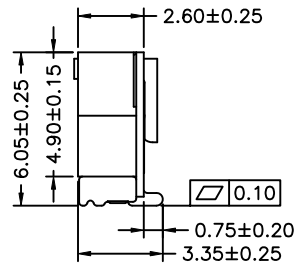
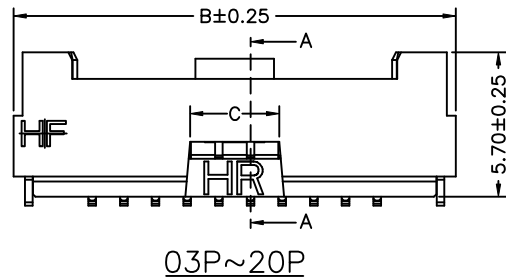
- ① Series No.
- ② Connector type: WVA=Vertical A Type
- ③ Mounting type: S=SMT
- ④ No. of circuits
- ⑤ N=Halogen Free
- ⑥ Material: 6=Nylon 6T-V0; L=LCP-V0
- ⑦ Color: B=Black
- ⑧ Plating code for contacts:
G1=Gold-flash;T1=Matte Tin-plated
S5=Gold-plated 15u" on Contact Area;
Gold Flash on Solder Area
- ⑨ Plating code for contacts:
G=Gold-flash;T=Matte Tin-plated
- ⑩ Option code:00=Standard
- ⑪ Packing code: L=Tape&Reel(With cap)

SPECIFICATIONS

Current Rating: 1A AC,DC
Voltage Rating: 150V AC,DC
Temperature Range: -25°C ~ +85°C
Contact Resistance: 20mΩ Max.
Insulation Resistance: 500MΩ Min.
Withstanding Voltage: 500V AC/minute
Pin Material: Brass/Gold-flash
Nickel-plated 30u"↑
Solder Tabs: Brass/Gold-flash
Nickel-plated 30u"↑
Material: LCP/Nylon 6T,UL94V-0
Color: Natural(Black)



Circuit No.	Dimensions		
	A	B	C
02P	1.25	7.45	3.50
03P	2.50	8.70	3.50
04P	3.75	9.95	3.50
05P	5.00	11.20	3.50
06P	6.25	12.45	3.50
07P	7.50	13.70	3.50
08P	8.75	14.95	3.50
09P	10.00	16.20	3.50
10P	11.25	17.45	3.50
11P	12.50	18.70	5.00
12P	13.75	19.95	5.00
13P	15.00	21.20	5.00
14P	16.25	22.45	5.00
15P	17.50	23.70	5.00
20P	23.75	29.95	5.00
25P	30.00	36.20	6.00
30P	36.25	42.45	6.00



						燦達電子工業股份有限公司 JOINT TECH ELECTRONIC IND. CO., LTD.				
						UNIT	SCALE	SHEET	TITLE:	
						mm	1 : 1	1 of 2	1.25mm PITCH	
B3	EN1506170003	2015.06.17	唐騰鳳	DRAWN BY	歐陽小強	APPROVED BY		謝瑞清		
B2	EN1303010062	2013.01.03	周傑亮	2008.12.25		2008.12.25				
B1	EN1207030214	2012.05.31	周傑亮	GENERAL TOLERANCE						
B0	EN1205170160	2012.05.21	陳敏	X.X±0.25		ANGLE±				
A5	EN1109190398	2011.09.19	陳敏	X.XX±0.15		▽		DRAW NO.:		
A4	EN1012300309	2011.02.17	陳敏	X.XXX±0.05		◎		A1253WVA-S-XPXXXXXXX		
A3	EN1008030208	2010.08.03	陳敏	REV. B3						
REV.	DESCRIPTION	DATE	NAME							