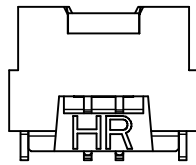


21P~30P
SCALE 0.8:1



02P

P/N LEGEND

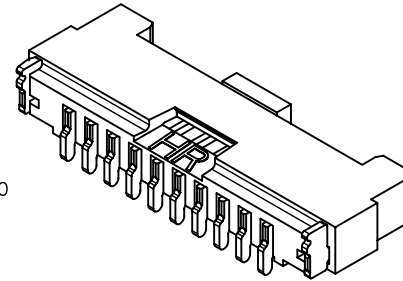
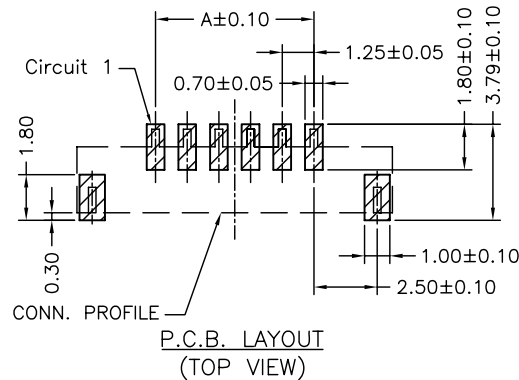
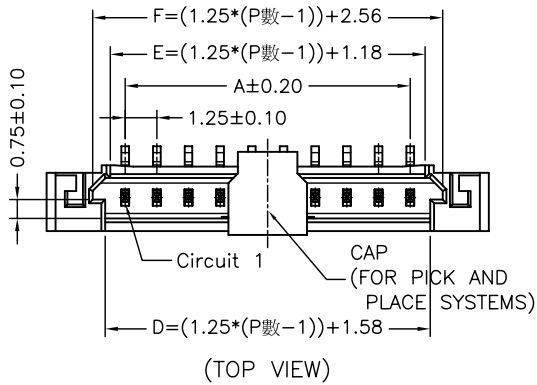
A1253 WVA-S-XP XXX

① ② ③ ④ ⑤

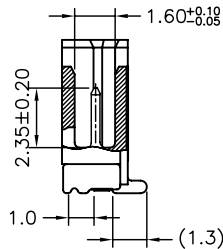
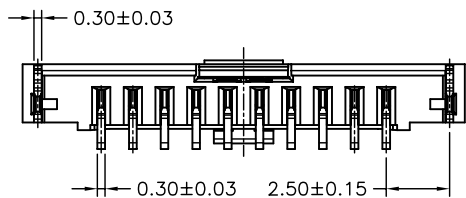
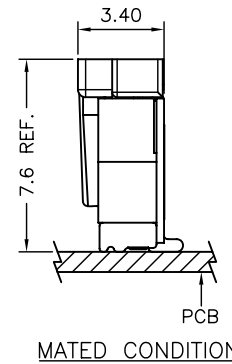
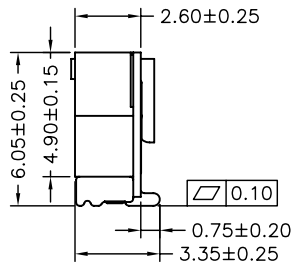
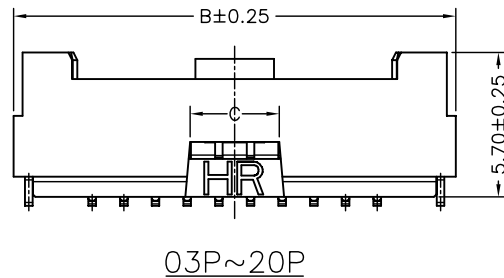
- ① Series No.
- ② Connector type: WV=Vertical A type
- ③ Mounting type: S=SMT
- ④ No. of circuits
- ⑤ Option code:
Blank= Pin Material: Brass/Matte Tin-plated
Solder Tabs: Brass/Matte Tin-plated
D01 = Pin Material: Brass/Gold-flash
Solder Tabs: Brass/Gold-flash

SPECIFICATIONS

Current Rating: 1A AC,DC
Voltage Rating: 150V AC,DC
Temperature Range: -25°C ~ +85°C
Contact Resistance: 20mΩ Max.
Insulation Resistance: 500MΩ Min.
Withstanding Voltage: 500V AC/minute
Pin Material: Brass/Matte Tin-plated
Solder Tabs: Brass/Matte Tin-plated
Material: Nylon 6T,UL94V-0
Cap: Nylon 6T,UL94V-0 Black



Circuit No.	Dimensions		
	A	B	C
02P	1.25	7.45	3.50
03P	2.50	8.70	3.50
04P	3.75	9.95	3.50
05P	5.00	11.20	3.50
06P	6.25	12.45	3.50
07P	7.50	13.70	3.50
08P	8.75	14.95	3.50
09P	10.00	16.20	3.50
10P	11.25	17.45	3.50
11P	12.50	18.70	5.00
12P	13.75	19.95	5.00
13P	15.00	21.20	5.00
14P	16.25	22.45	5.00
15P	17.50	23.70	5.00
20P	23.75	29.95	5.00
25P	30.00	36.20	6.00
30P	36.25	42.45	6.00



				燦達電子工業股份有限公司 JOINT TECH ELECTRONIC IND. CO., LTD.	
UNIT		SCALE	SHEET		TITLE:
mm		1 : 1	1 of 2		1.25mm PITCH 180° WAFER-SMT TYPE, ULTRA LOW PROFILE, WITHOUT BOSS
DRAWN BY		APPROVED BY		DRAW NO. : A1253WVA-S-XP	
歐陽小強		謝瑞清			
2007.12.26		2007.12.26		REV. B3	
GENERAL TOLERANCE					
B3	EN1403050002	2014.02.17	周傑亮	DRAW NO. : A1253WVA-S-XP	
B2	EN1205170160	2012.05.21	陳敏		
B1	EN1109190398	2011.09.19	陳敏		
B0	EN1001190040	2011.06.08	陳敏		
REV.	DESCRIPTION	DATE	NAME		