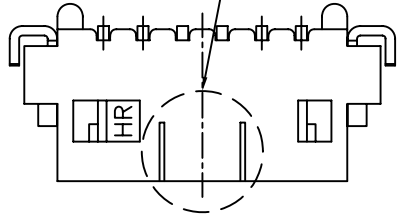
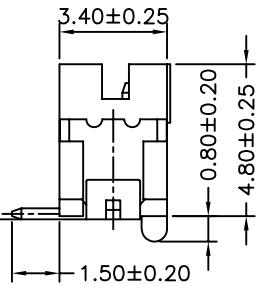
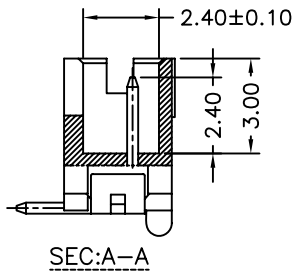
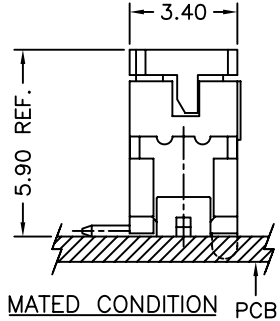
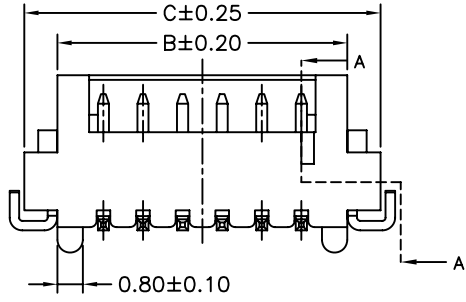
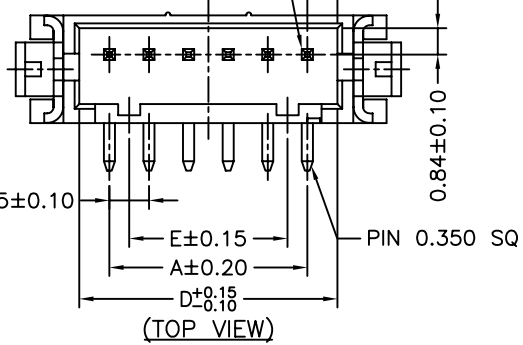


TO MAKE SURE THE CAP CAN BE PUT ON THE MIDPOINT FOR 04P TO 15P.

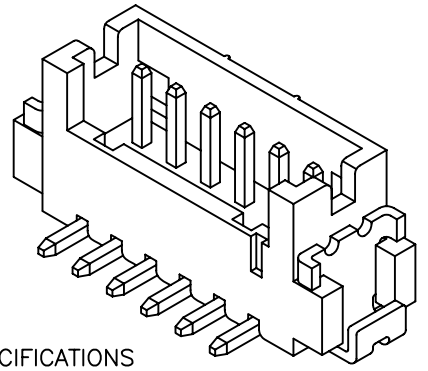


Circuit 1 0.95±0.10



P/N LEGEND

A1252					WV-SF-XP		XXX	
①	②	③	④	⑤				
① Series No.								
② Connector type: WV=Vertical								
③ Mounting type: SF=SMT with boss								
④ No. of circuits								
⑤ Option code:								
D01=Contacts/Gold-flash and Solder tabs/Gold-flash Color: Natural(Beige)								
D11=Contacts/Gold-flash and Solder tabs/Gold-flash Color: Natural(Black)								



SPECIFICATIONS
 Current Rating: 1A AC,DC
 Voltage Rating: 150V AC,DC
 Temperature Range: -25°C ~ +85°C
 Contact Resistance: 30mΩ Max.
 Insulation Resistance: 500MΩ Min.
 Withstanding Voltage: 500V AC/minute
 Pin Material: Brass
 Solder Tabs: Phosphor Broze
 Wafer: Nylon 6T,UL94V-0
 Cap: Nylon 6T,UL94V-0

Circuit No.	Dimensions				
	A	B	C	D	E
02P	1.25	4.15	6.25	3.15	---
03P	2.50	5.40	7.50	4.40	1.25
04P	3.75	6.65	8.75	5.65	2.50
05P	5.00	7.90	10.00	6.90	3.75
06P	6.25	9.15	11.25	8.15	5.00
07P	7.50	10.40	12.50	9.40	6.25
08P	8.75	11.65	13.75	10.65	7.50
09P	10.00	12.90	15.00	11.90	8.75
10P	11.25	14.15	16.25	13.15	10.00
11P	12.50	15.40	17.50	14.40	11.25
12P	13.75	16.65	18.75	15.65	12.50
13P	15.00	17.90	20.00	16.90	13.75
14P	16.25	19.15	21.25	18.15	15.00
15P	17.50	20.40	22.50	19.40	16.25

				燦達電子工業股份有限公司 JOINT TECH ELECTRONIC IND. CO., LTD.			
				UNIT	SCALE	SHEET	TITLE:
				mm	1 : 1	1 of 2	
				DRAWN BY		APPROVED BY	
				李勤		董正一	
				2006.05.31		2006.05.31	
				GENERAL TOLERANCE			
A5	EN1208210276	2012.09.12	陳錦展	X.X±0.25	ANGLE±		
A4	EN1202060018	2012.02.06	陳錦展	X.XX±0.15			
A3	EN1106240218	2011.06.24	陳敏	X.XXX±0.05			
A2	EN1012010279	2010.12.01	陳錦展				
REV.	DESCRIPTION	DATE	NAME				

DRAW NO.: A1252WV-SF-XP REV. A5

A
B
C
D

A
B
C
D

1 | 2 | 3 | 4 |