

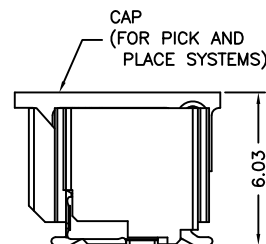
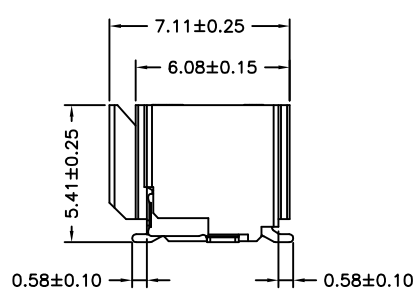
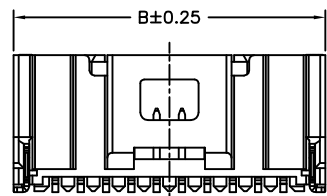
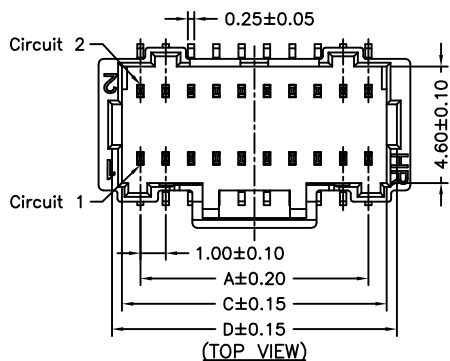
P/N LEGEND

A1014 WV-S-2XNP XXX
 ① ② ③ ④ ⑤

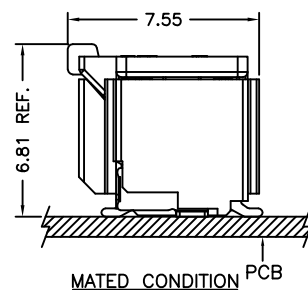
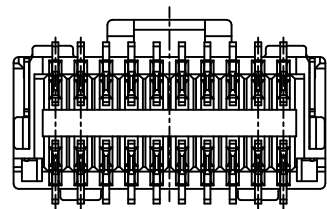
- ① Series No.
 - ② Connector type: WV=Vertical
 - ③ Mounting type: S=SMT without boss
 - ④ No. of circuits
 - ⑤ Option code:
- Blank=Contacts/Gold-flash and Solder tabs/Matte Tin-plated

SPECIFICATIONS

Current Rating: 0.8A AC,DC
 Voltage Rating: 50V AC,DC
 Temperature Range: -25°C ~ +85°C
 Contact Resistance: 20mΩ Max.
 Insulation Resistance: 100MΩ Min.
 Withstanding Voltage: 250V AC/minute
 Pin Material: Phosphor Bronze
 Solder Tabs: Brass
 Material: Nylon 6T,UL94V-0
 Cap: Nylon 6T,UL94V-0,Natural(Beige)
 Color: Natural(Beige)



Circuit No.	Dimensions			
	A	B	C	D
2X10P	9.00	12.30	10.45	11.25
2X15P	14.00	17.30	15.45	16.25
2X20P	19.00	22.30	20.45	21.25
2X25P	24.00	27.30	25.45	26.25



				UNIT	SCALE	SHEET	TITLE:
				mm	1 : 1	1 of 2	
DRAWN BY		APPROVED BY		1.00mm PITCH 180° WAFER-SMT TYPE			
朱恆秀		謝瑞清					
2008.07.10		2008.07.10		GENERAL TOLERANCE X.X±0.25 X.XX±0.15 X.XXX±0.05			
A2	EN1008200220	2010.10.06	陳錦展	DRAW NO.: A1014WV-S-2XNP			
REV.	DESCRIPTION	DATE	NAME				