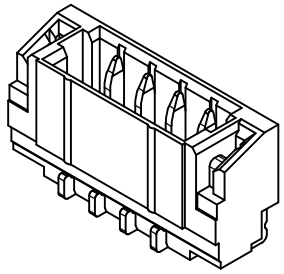

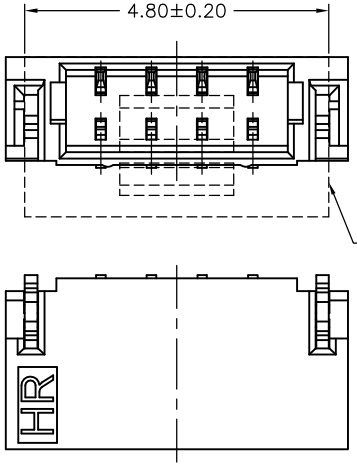


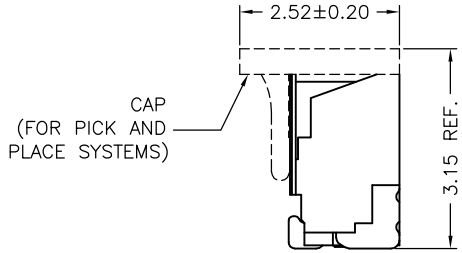


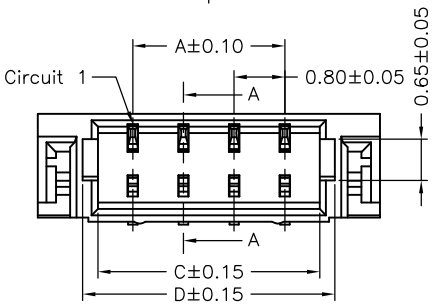


(TOP VIEW)

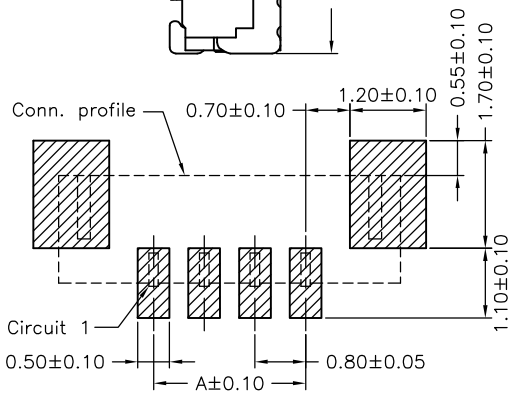


P.C.B. LAYOUT
(TOP VIEW)

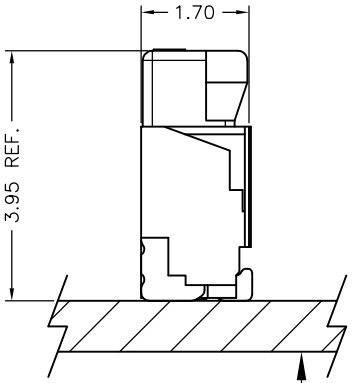


MATED CONDITION

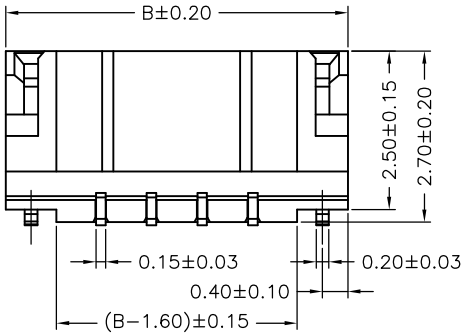


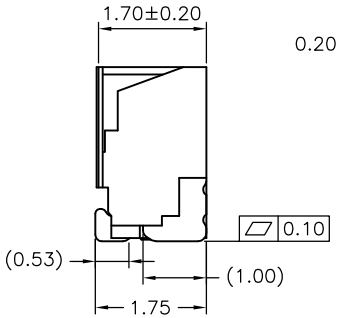


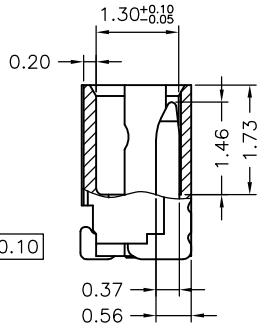


SEC:A−A

## Ordering code

A0800 WV−S−XP XXX
① ② ③ ④ ⑤

① Series No.
② Connector type: WV=Vertical
③ Mounting type: S=SMT without boss
④ No. of circuits
⑤ Option code:
Blank=Contacts/Matte Tin−plated and Solder tabs/Matte Tin−plated
D01=Contacts/Gold−flash and Solder tabs/Gold−flash

## SPECIFICATIONS

Current Rating: 0.5A AC,DC
Voltage Rating: 30V AC,DC
Temperature Range: −25°C ~ +85°C
Contact Resistance: 20mΩ Max.
Insulation Resistance: 100MΩ Min.
Withstanding Voltage: 200V AC/minute
Pin Material: Phosphor Bronze/ Matte Tin−plated or Gold−flash
Solder Tabs: Phosphor Bronze/ Matte Tin−plated or Gold−flash
Material: Nylon 6T,UL94V−0
Cap: Nylon 6T,UL94V−0,Natural(Beige)
Color: Natural(Beige)

| Circuit No. | Dimensions | | | |
|---|---|---|---|---|
| | A | B | C | D |
| 02P | 0.80 | 3.80 | 1.90 | 2.38 |
| 03P | 1.60 | 4.60 | 2.70 | 3.18 |
| 04P | 2.40 | 5.40 | 3.50 | 3.98 |
| 05P | 3.20 | 6.20 | 4.30 | 4.78 |
| 06P | 4.00 | 7.00 | 5.10 | 5.58 |
| 07P | 4.80 | 7.80 | 5.90 | 6.38 |
| 08P | 5.60 | 8.60 | 6.70 | 7.18 |
| 10P | 7.20 | 10.20 | 8.30 | 8.78 |
| 12P | 8.80 | 11.80 | 9.90 | 10.38 |
| 14P | 10.40 | 13.40 | 11.50 | 11.98 |
| 15P | 11.20 | 14.20 | 12.30 | 12.78 |
| 16P | 12.00 | 15.00 | 13.10 | 13.58 |
| 17P | 12.80 | 15.80 | 13.90 | 14.38 |
| 20P | 15.20 | 18.20 | 16.30 | 16.78 |

| REV. | DESCRIPTION | DATE |
|---|---|---|
| B4 | ECN NO.EN1001180043 | 2010.01.18 |
| B3 | ECN NO.EN1001040002 | 2010.01.04 |
| B2 | REVISE | 2009.04.01 |
| B1 | REVISE | 2009.03.19 |
| B0 | REVISE | 2008.11.26 |

燦達電子工業股份有限公司
JOINT TECH ELECTRONIC IND. CO., LTD.

| UNIT | SCALE | SHEET |
|---|---|---|
| mm | | 1 of 2 |

| DRAWN BY | APPROVED BY |
|---|---|
| 李勤 2006.02.07 | 董正一 2006.02.07 |

GENERAL TOLERANCE
X.X±0.25
X.XX±0.15
X.XXX±0.05
ANGLE±

TITLE:
0.80mm PITCH
180° WAFER-SMT TYPE

DRAW NO.: A0800WV-S-XP
REV. B4