


# 鐵氧體疊層片式磁珠 (大電流型) FERRITE CHIP BEADS

## 鐵氧體疊層片式磁珠(大電流型) FERRITE CHIP BEADS

OPERATING TEMP.	-40~+85℃
-----------------	----------



### ● 特征FEATURES:

- 在同樣的尺寸下較插裝磁珠可產生較高的阻抗值
- 與傳統的磁珠不同，片式磁珠無引線，只要簡單的安裝到PCB板上就可抑制EMI和RFI
- 磁珠的形狀和尺寸都符合EIA標準，可以利用SMT設備進行自動貼裝
- A unique terminal electrode structure ensures ensures permissible current 6.0A (max).
- High impedance and EMI suppression effective over a wide frequency range.
- Suitable reflow and wave soldering.

### ● 應用APPLICATIONS

- 用于數據傳輸綫、信號綫、電源部分及回路的抗干擾。
- Digital videos、communication equipment、OA equipment and others.

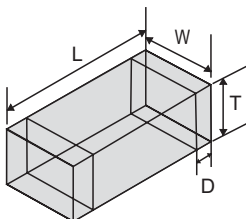
### ● 產品規格型號的表示方法 ORDERING CODE

$\frac{CBW}{①}$      $\frac{201209}{②}$      $\frac{U}{③}$      $\frac{121}{④}$      $\frac{T}{⑤}$

① 產品代號 Product Code		② 規格尺寸(L×W×T) (mm) Dimensions		③ 材料代號 Material Code	④ 阻抗(Ω) Impedance		⑤ 包裝方式 Packaging Style	
CBW	大電流磁珠 MULTILAYER CHIP POWER BEADS	100505	1.0×0.5×0.5	U	實例 Example		T	卷帶盤裝 Tape & Reel
		160808	1.6×0.8×0.8		110	11	B	散裝 Bulk
		201209	2.0×1.2×0.9		300	30		
		321609	3.2×1.6×1.1		102	1000		
		322513	3.2×2.5×1.3					
		451616	4.5×1.6×1.6					
		453215	4.5×3.2×1.5					

### ● 外形尺寸 SHAPE AND DIMENSIONS

unit: mm(inch)



Part No.	L	W	T	D
100505 (0402)	1.0±0.15 (0.040±0.006)	0.5±0.15 (0.020±0.006)	0.5±0.15 (0.020±0.006)	0.25±0.10 (0.010±0.004)
160808 (0603)	1.6±0.2 (0.063±0.008)	0.8±0.2 (0.031±0.008)	0.8±0.2 (0.031±0.008)	0.3±0.2 (0.01±0.008)
201209 (0805)	2.0±0.2 (0.079±0.008)	1.2±0.2 (0.047±0.008)	0.9±0.2 (0.035±0.008)	0.5±0.3 (0.020±0.012)
321609 (1206)	3.2±0.2 (0.126±0.008)	1.6±0.2 (0.063±0.008)	0.9±0.2 (0.035±0.008)	0.5±0.3 (0.020±0.012)
322513 (1210)	3.2±0.2 (0.126±0.008)	2.5±0.2 (0.098±0.008)	1.3±0.2 (0.051±0.008)	0.5±0.3 (0.020±0.012)
451616 (1806)	4.5±0.2 (0.186±0.008)	1.6±0.2 (0.063±0.008)	1.6±0.2 (0.063±0.008)	0.5±0.3 (0.020±0.012)
453215 (1812)	4.5±0.2 (0.180±0.008)	3.2±0.2 (0.126±0.008)	1.5±0.2 (0.060±0.008)	0.5±0.3 (0.020±0.012)

• 電性能參數 ELECTRICAL CHARACTERISTICS

1005 TYPE

Part No.	Impedance( $\Omega$ ) At 100MHz	DCR ( $\Omega$ )Max	I <sub>r</sub> (A)Max
CBW100505U070	0~11	0.04	0.80
CBW100505U190	12~25	0.06	0.70
CBW100505U260	26 $\pm$ 25%	0.06	0.70
CBW100505U310	31 $\pm$ 25%	0.08	0.70
CBW100505U600	60 $\pm$ 25%	0.15	0.60
CBW100505U101	100 $\pm$ 25%	0.20	0.45
CBW100505U121	120 $\pm$ 25%	0.25	0.45
CBW100505U151	150 $\pm$ 25%	0.25	0.45
CBW100505U201	200 $\pm$ 25%	0.40	0.30
CBW100505U301	300 $\pm$ 25%	0.50	0.30
CBW100505U501	500 $\pm$ 25%	0.65	0.20
CBW100505U601	600 $\pm$ 25%	0.70	0.20
CBW100505U801	800 $\pm$ 25%	0.90	0.20

1608 TYPE

Part No.	Impedance( $\Omega$ ) At 100MHz	DCR ( $\Omega$ )Max	I <sub>r</sub> (A)Max
CBW160808U110	7~15	0.08	1.0
CBW160808U190	12~25	0.08	1.0
CBW160808U260	26 $\pm$ 25%	0.08	1.0
CBW160808U310	31 $\pm$ 25%	0.08	1.0
CBW160808U800	80 $\pm$ 25%	0.20	1.0
CBW160808U101	100 $\pm$ 25%	0.20	1.0
CBW160808U121	120 $\pm$ 25%	0.20	1.0
CBW160808U151	150 $\pm$ 25%	0.25	1.0
CBW160808U181	180 $\pm$ 25%	0.25	1.0
CBW160808U221	220 $\pm$ 25%	0.30	1.0
CBW160808U301	300 $\pm$ 25%	0.30	1.0
CBW160808U501	500 $\pm$ 25%	0.40	1.0
CBW160808U601	600 $\pm$ 25%	0.40	1.0
CBW160808U801	800 $\pm$ 25%	0.55	0.5
CBW160808U102	1000 $\pm$ 25%	0.55	0.5
CBW160808U122	1200 $\pm$ 25%	0.65	0.5
CBW160808U152	1500 $\pm$ 25%	0.75	0.4
CBW160808U182	1800 $\pm$ 25%	0.75	0.4
CBW160808U202	2000 $\pm$ 25%	0.90	0.4

## 鐵氧體疊層片式磁珠 (大電流型) FERRITE CHIP BEADS

### 2012 TYPE

Part No.	Impedance( $\Omega$ ) At 100MHz	DCR ( $\Omega$ )Max	Ir (A)Max
CBW201209U050	0~15	0.03	3
CBW201209U110	7~15	0.03	3
CBW201209U260	26 $\pm$ 25%	0.05	3
CBW201209U310	31 $\pm$ 25%	0.05	3
CBW201209U500	50 $\pm$ 25%	0.06	3
CBW201209U600	60 $\pm$ 25%	0.06	3
CBW201209U800	80 $\pm$ 25%	0.08	2.5
CBW201209U121	120 $\pm$ 25%	0.10	2
CBW201209U151	150 $\pm$ 25%	0.10	2
CBW201209U181	180 $\pm$ 25%	0.15	2
CBW201209U221	220 $\pm$ 25%	0.15	2
CBW201209U301	300 $\pm$ 25%	0.20	2
CBW201209U501	500 $\pm$ 25%	0.25	1.5
CBW201209U601	600 $\pm$ 25%	0.25	1.5
CBW201209U801	800 $\pm$ 25%	0.40	0.8
CBW201209U102	1000 $\pm$ 25%	0.40	0.8
CBW201209U122	1200 $\pm$ 25%	0.45	0.5
CBW201209U202	2000 $\pm$ 25%	0.50	0.3

### 3216 TYPE

Part No.	Impedance( $\Omega$ ) At 100MHz	DCR ( $\Omega$ )Max	Ir (A)Max
CBW321609U050	0~15	0.04	4
CBW321609U090	5~13	0.05	4
CBW321609U110	7~15	0.05	4
CBW321609U190	12~25	0.05	3
CBW321609U260	26 $\pm$ 25%	0.05	3
CBW321609U310	31 $\pm$ 25%	0.08	3
CBW321609U600	60 $\pm$ 25%	0.10	3
CBW321609U800	80 $\pm$ 25%	0.10	3
CBW321609U101	100 $\pm$ 25%	0.10	3
CBW321609U151	150 $\pm$ 25%	0.15	2.5
CBW321609U181	180 $\pm$ 25%	0.20	2.5
CBW321609U221	220 $\pm$ 25%	0.20	2.5
CBW321609U301	300 $\pm$ 25%	0.20	2
CBW321609U501	500 $\pm$ 25%	0.20	2
CBW321609U601	600 $\pm$ 25%	0.25	2
CBW321609U801	800 $\pm$ 25%	0.25	2
CBW321609U102	1000 $\pm$ 25%	0.30	2
CBW321609U122	1200 $\pm$ 25%	0.35	1

### 3225 TYPE

Part No.	Impedance( $\Omega$ ) At 100MHz	DCR ( $\Omega$ )Max	I <sub>r</sub> (A)Max
CBW322513U190	12~25	0.05	5
CBW322513U260	26 $\pm$ 25%	0.05	5
CBW322513U310	31 $\pm$ 25%	0.05	5
CBW322513U600	60 $\pm$ 25%	0.06	4
CBW322513U800	80 $\pm$ 25%	0.08	3
CBW322513U121	120 $\pm$ 25%	0.10	3
CBW322513U151	150 $\pm$ 25%	0.10	3
CBW322513U181	180 $\pm$ 25%	0.15	3
CBW322513U221	220 $\pm$ 25%	0.15	3
CBW322513U301	300 $\pm$ 25%	0.15	3
CBW322515U501	500 $\pm$ 25%	0.15	2
CBW322513U601	600 $\pm$ 25%	0.20	2
CBW322513U801	800 $\pm$ 25%	0.25	2
CBW322513U102	1000 $\pm$ 25%	0.30	2

### 4516 TYPE

Part No.	Impedance( $\Omega$ ) At 100MHz	DCR ( $\Omega$ )Max	I <sub>r</sub> (A)Max
CBW451616U260	26 $\pm$ 25%	0.05	3
CBW451616U310	31 $\pm$ 25%	0.05	3
CBW451616U800	80 $\pm$ 25%	0.08	3
CBW451616U900	90 $\pm$ 25%	0.10	3
CBW451616U121	120 $\pm$ 25%	0.10	3
CBW451616U151	150 $\pm$ 25%	0.10	3
CBW451616U221	220 $\pm$ 25%	0.15	2
CBW451616U301	300 $\pm$ 25%	0.20	2
CBW451616U501	500 $\pm$ 25%	0.25	1
CBW451616U601	600 $\pm$ 25%	0.30	1
CBW451616U801	800 $\pm$ 25%	0.30	1

### 4532 TYPE

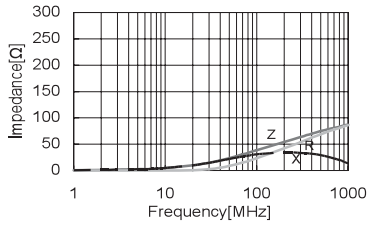
Part No.	Impedance( $\Omega$ ) At 100MHz	DCR ( $\Omega$ )Max	I <sub>r</sub> (A)Max
CBW453215U190	12~25	0.05	5
CBW453215U260	26 $\pm$ 25%	0.05	5
CBW453215U380	38 $\pm$ 25%	0.06	5
CBW453215U700	70 $\pm$ 25%	0.06	4
CBW453215U800	80 $\pm$ 25%	0.08	4
CBW453215U101	100 $\pm$ 25%	0.08	4
CBW453215U121	120 $\pm$ 25%	0.08	4
CBW453215U151	150 $\pm$ 25%	0.10	3
CBW453215U221	220 $\pm$ 25%	0.15	2
CBW453215U301	500 $\pm$ 25%	0.15	2
CBW453215U501	300 $\pm$ 25%	0.20	1
CBW453215U601	600 $\pm$ 25%	0.25	1
CBW453215U801	800 $\pm$ 25%	0.30	1
CBW453215U102	1000 $\pm$ 25%	0.35	0.8

# 鐵氧體疊層片式磁珠 (大電流型) FERRITE CHIP BEADS

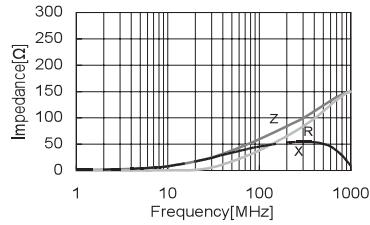
## 鐵氧體疊層片式磁珠 (大電流型) FERRITE CHIP BEADS

### 1005 SERIES

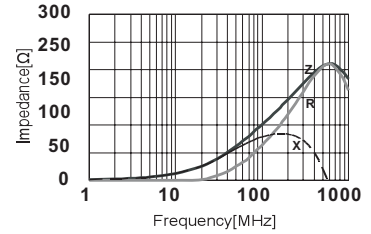
CBW100505U310T



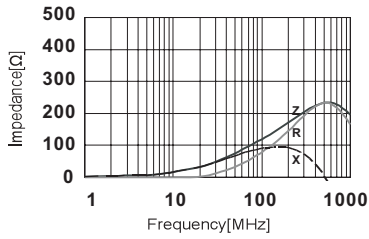
CBW100505U600T



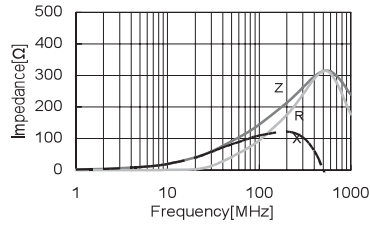
CBW100505U101T



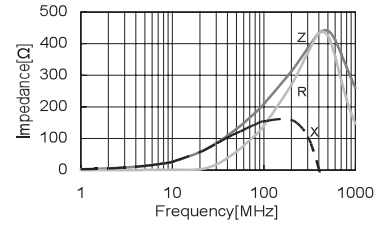
CBW100505U121T



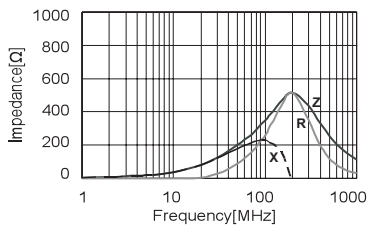
CBW100505U151T



CBW100505U201T

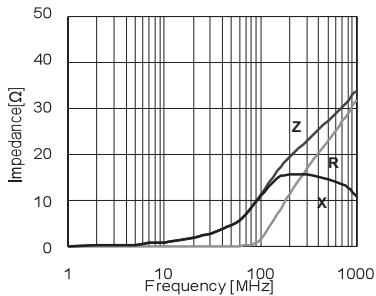


CBW100505U301T

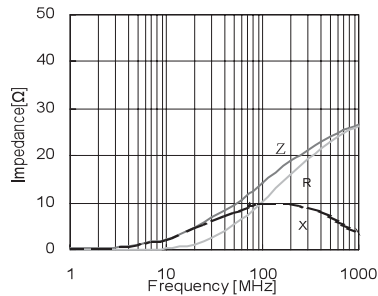


### 1608 SERIES

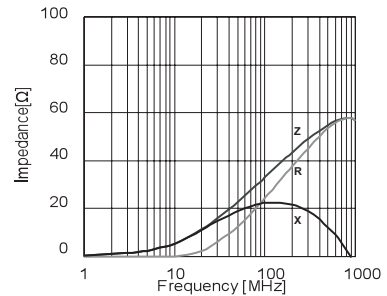
CBW160808U110T



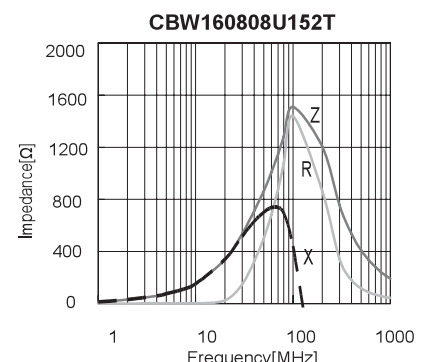
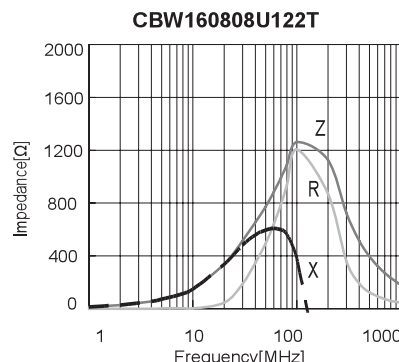
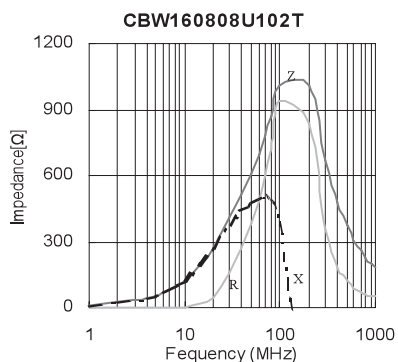
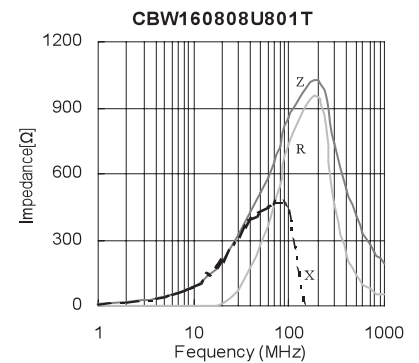
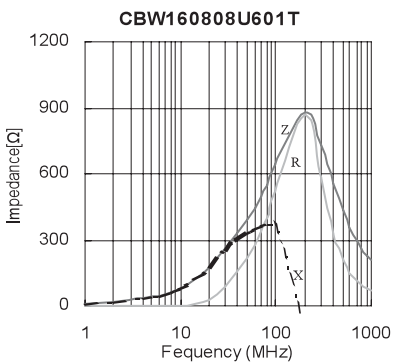
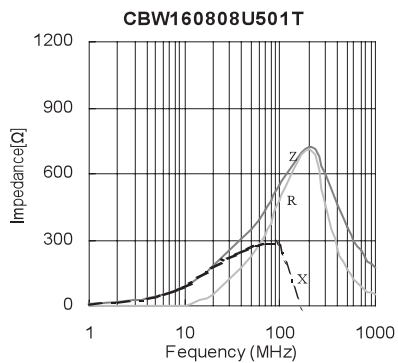
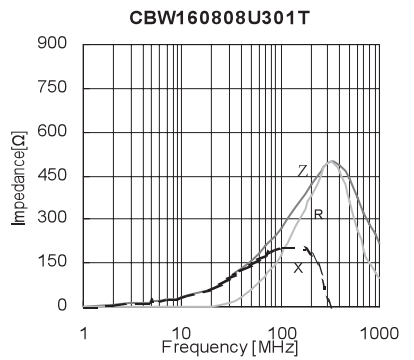
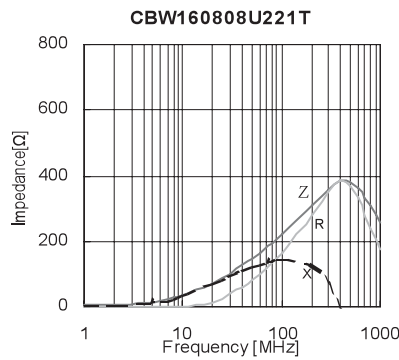
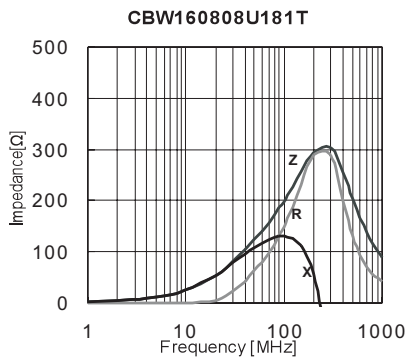
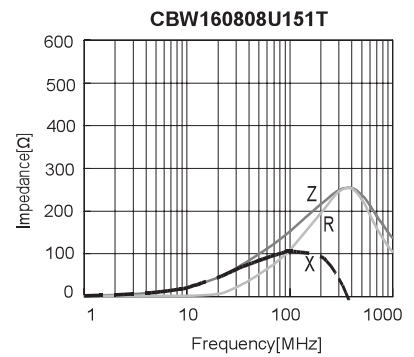
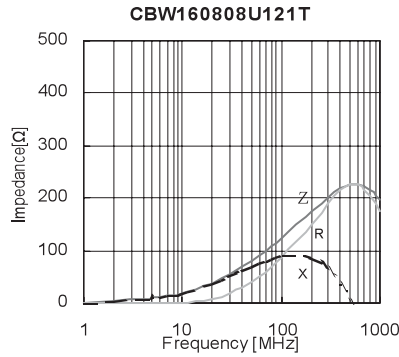
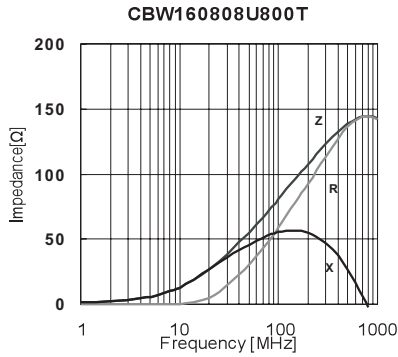
CBW160808U190T



CBW160808U310T

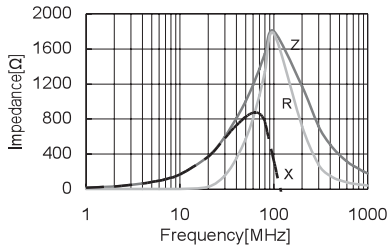


■ 鐵氧體疊層片式磁珠 (大電流型)  
FERRITE CHIP BEADS

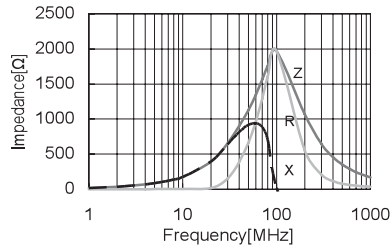


鐵氧體疊層片式磁珠 (大電流型)  
FERRITE CHIP BEADS

CBW160808U182T

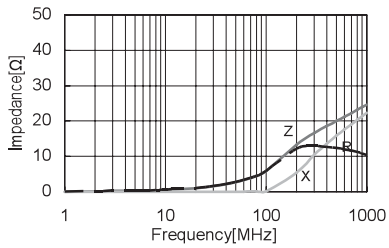


CBW160808U202T

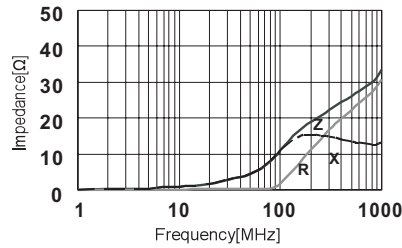


2012 SERIES

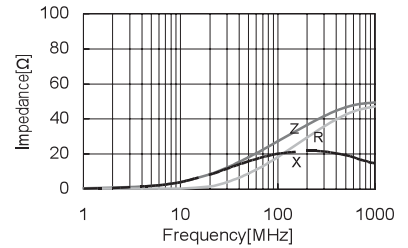
CBW201209U050T



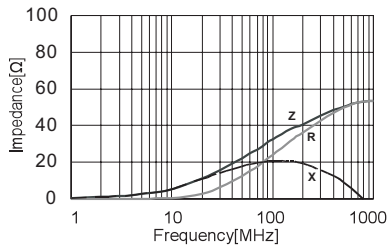
CBW201209U110T



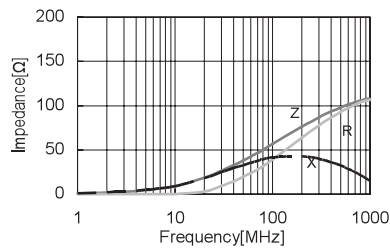
CBW201209U260T



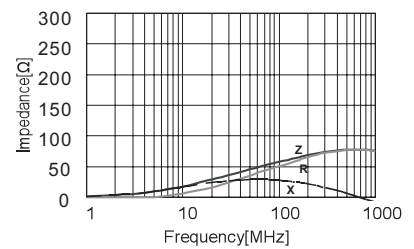
CBW201209U310T



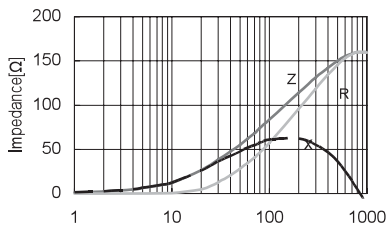
CBW201209U500T



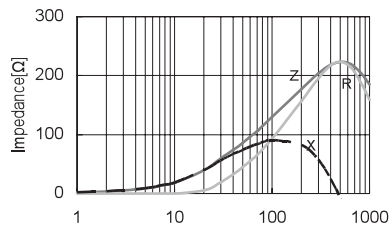
CBW201209U600T



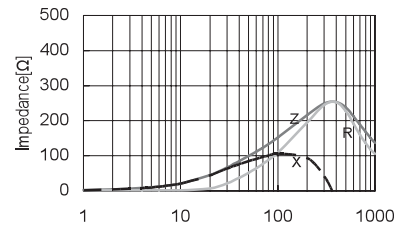
CBW201209U800T



CBW201209U121T

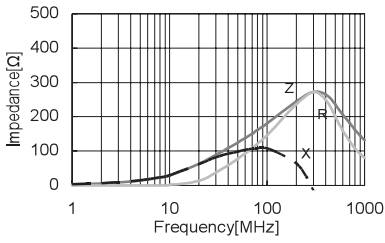


CBW201209U151T

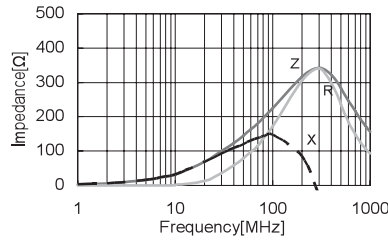


■ 鐵氧體疊層片式磁珠 (大電流型)  
**FERRITE CHIP BEADS**

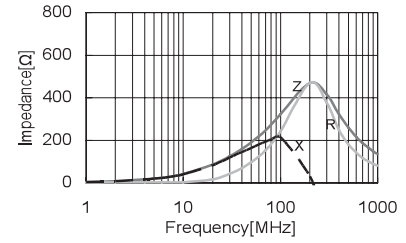
**CBW201209U181T**



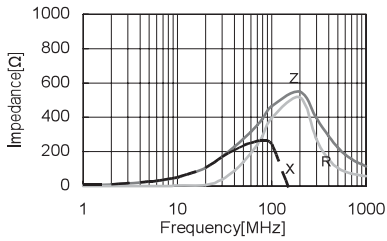
**CBW201209U221T**



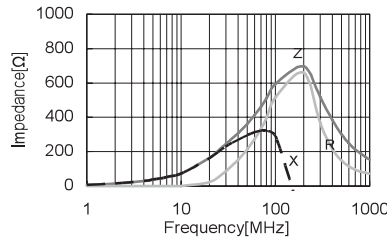
**CBW201209U301T**



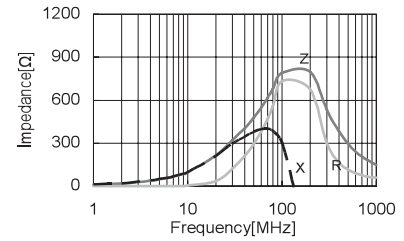
**CBW201209U501T**



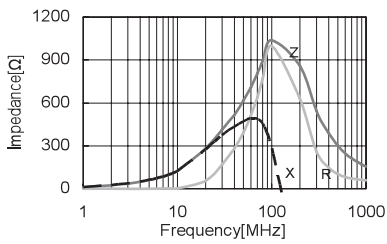
**CBW201209U601T**



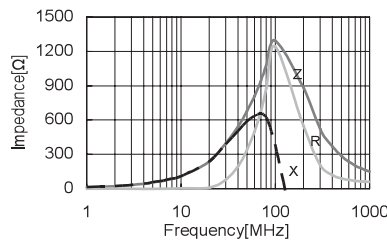
**CBW201209U801T**



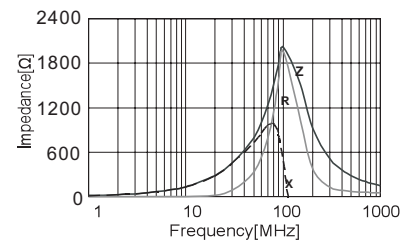
**CBW201209U102T**



**CBW201209U122T**

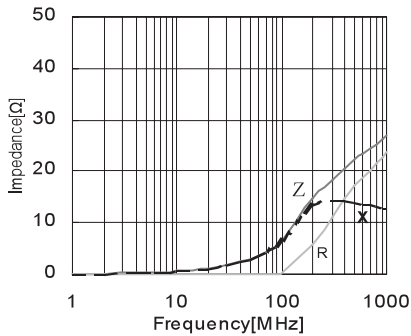


**CBW201209U202T**

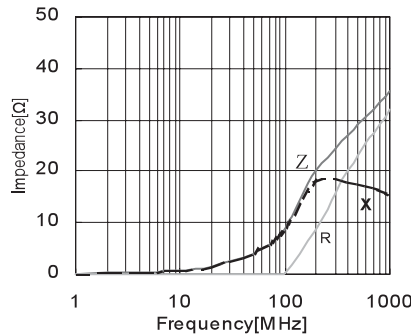


**3216 ERIES**

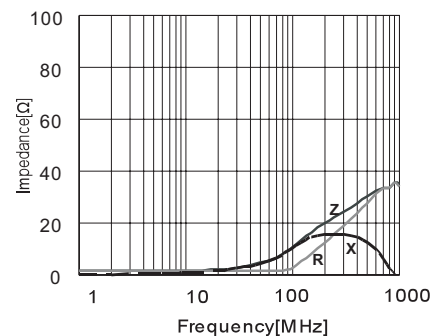
**CBW321609U050T**



**CBW321609U090T**



**CBW321609U110T**

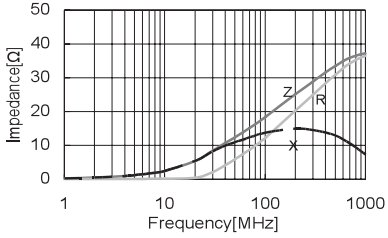




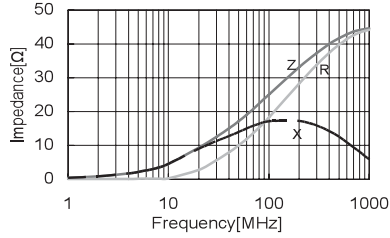
# 鐵氧體疊層片式磁珠 (大電流型) FERRITE CHIP BEADS

## 鐵氧體疊層片式磁珠 (大電流型) FERRITE CHIP BEADS

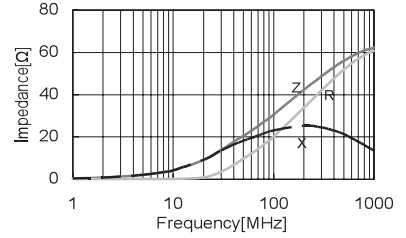
CBW321609U190T



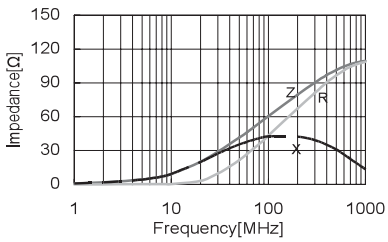
CBW321609U260T



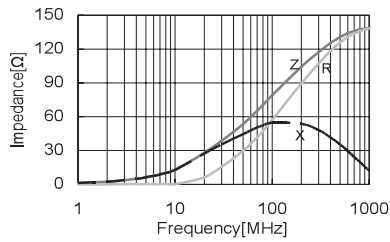
CBW321609U310T



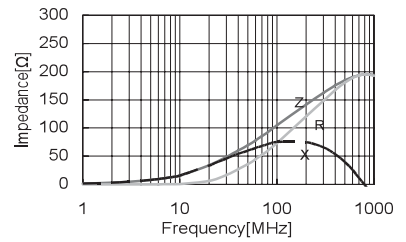
CBW321609U600T



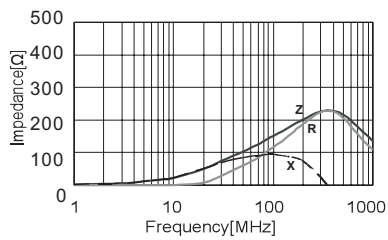
CBW321609U800T



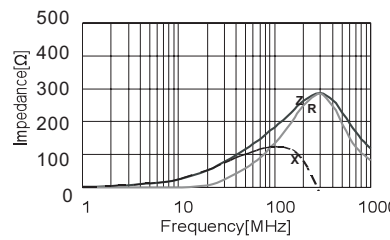
CBW321609U101T



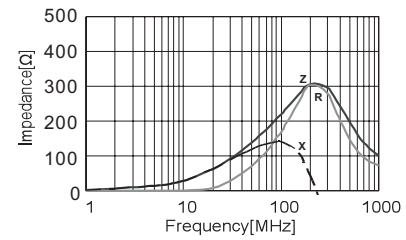
CBW321609U151T



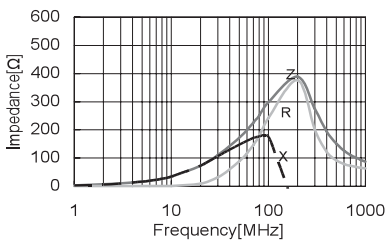
CBW321609U181T



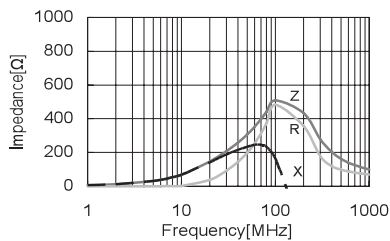
CBW321609U221T



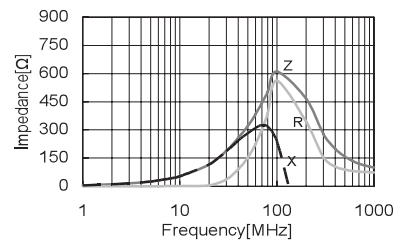
CBW321609U301T



CBW321609U501T

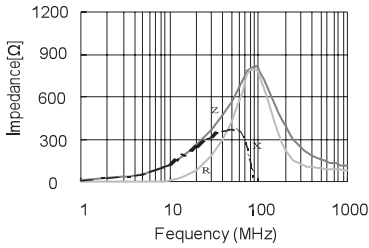


CBW321609U601T

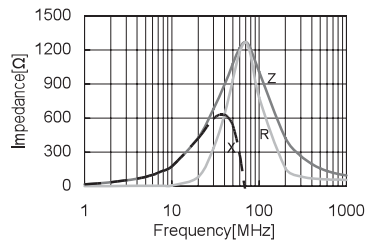


■ 鐵氧體疊層片式磁珠 (大電流型)  
**FERRITE CHIP BEADS**

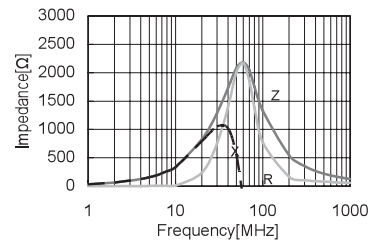
**CBW321609U801T**



**CBW321609U102T**

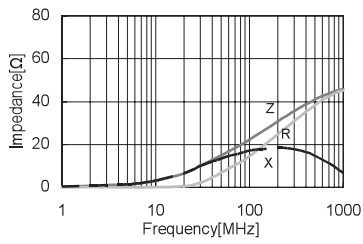


**CBW321609U122T**

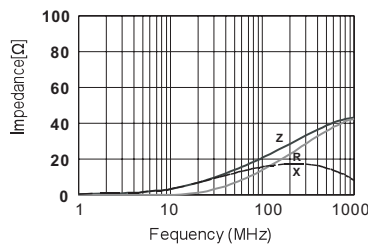


**3225 SERIES**

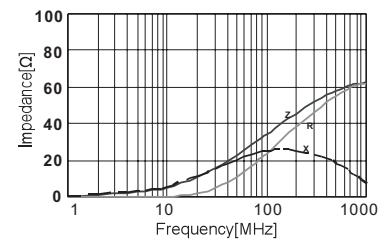
**CBW322513U190T**



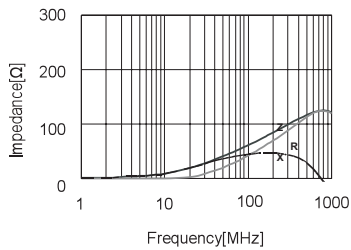
**CBW322513U260T**



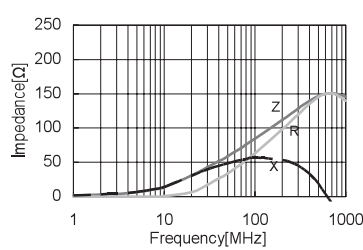
**CBW322513U310T**



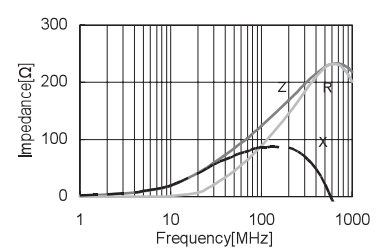
**CBW322513U600T**



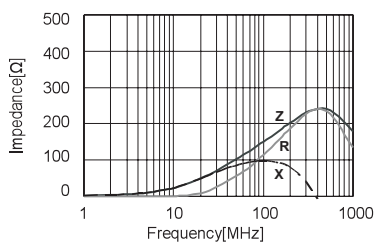
**CBW322513U800T**



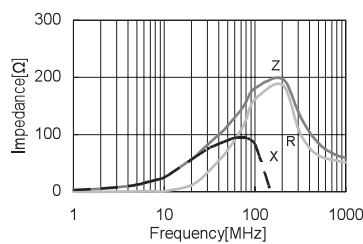
**CBW322513U121T**



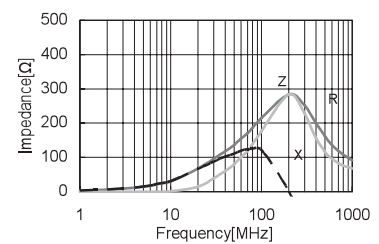
**CBW322513U151T**



**CBW322513U181T**

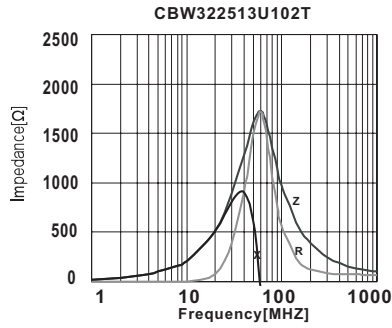
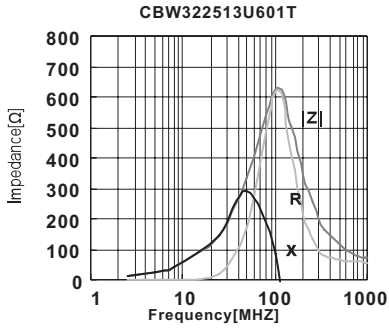


**CBW322513U221T**

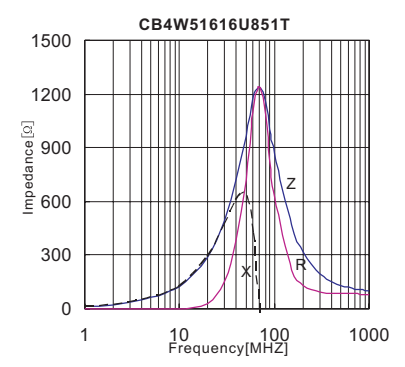
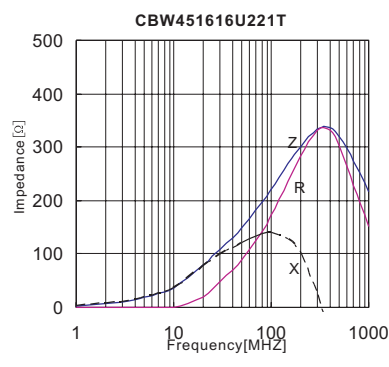
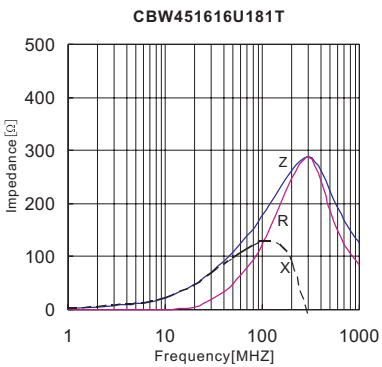
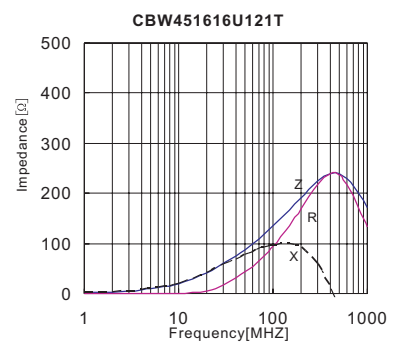
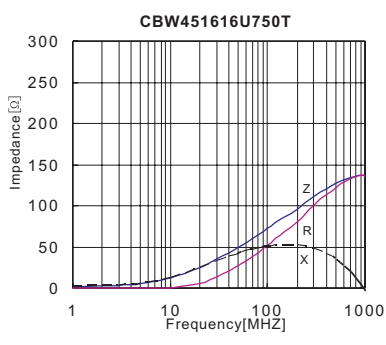
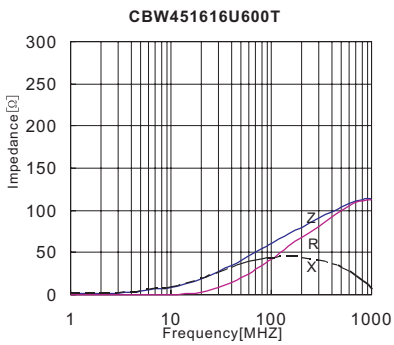
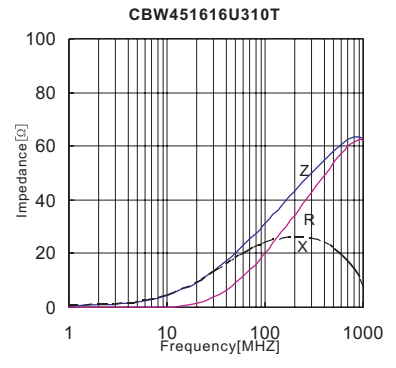
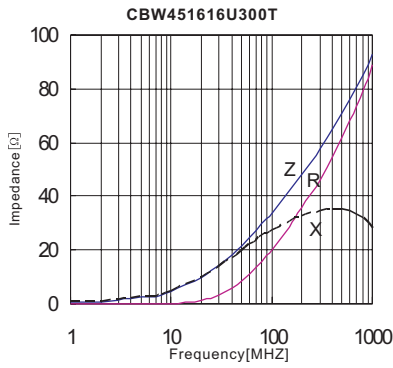
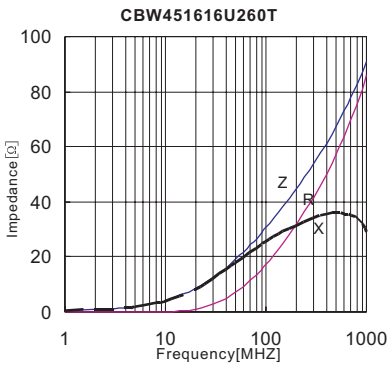


# 鐵氧體疊層片式磁珠 (大電流型) FERRITE CHIP BEADS

## 鐵氧體疊層片式磁珠 (大電流型) FERRITE CHIP BEADS



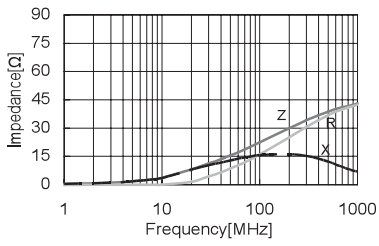
### 4516 SERIES



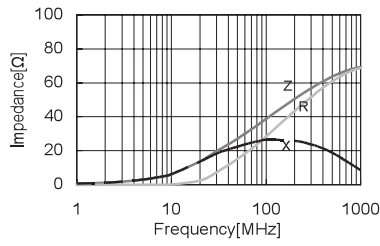
■ 鐵氧體疊層片式磁珠 (大電流型)  
FERRITE CHIP BEADS

4532 SERIES

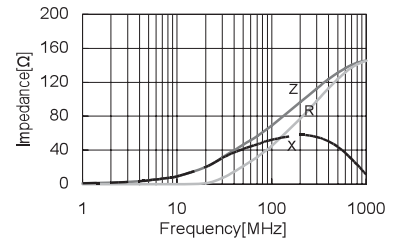
CBW453215U190T



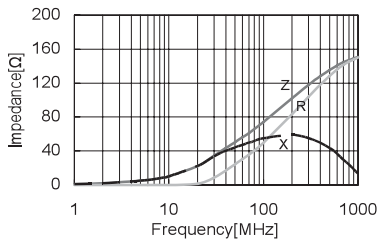
CBW453215U380T



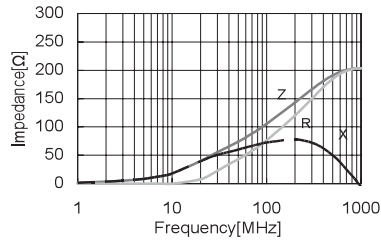
CBW453215U700T



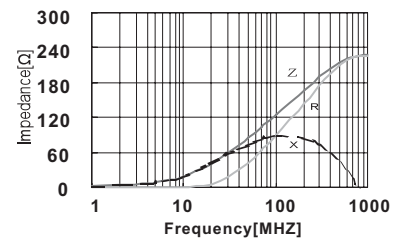
CBW453215U800T



CBW453215U101T



CBW453215U121T



CBW453215U301T

