


# PIS2D18L(P) Series

## Low Profile SMD Inductors for Power Line (Low Resistance)

### FEATURES

- The PIS2D18L(P) series emphasizes lower resistance for customers' choice
- Magnetically shielded structure that ensures the high-density mounting configurations.
- Flat bottom surface ensures secure, reliable mounting.
- Provided in embossed carrier tape packaging for use with automatic mounting machines.



### APPLICATIONS

Low profile/ low resistance specifically suitable for Portable telephones, hard disk drives, PDA, DSC and other electronic equipments.

### PRODUCT IDENTIFICATION

PIS 2D18L(P) - 3R3 M - T

(1) (2) (3) (4) (5)

(1) Product name

(2) Shapes and Dimensions(LxWxT)

(3) Inductance

3R3 : 3.3uH ; 100 : 10uH

(4) Tolerance

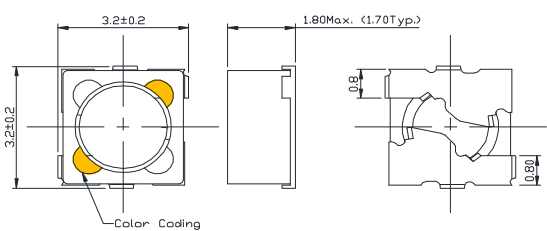
M : ± 20%, N: ± 30%

(5) Packaging style

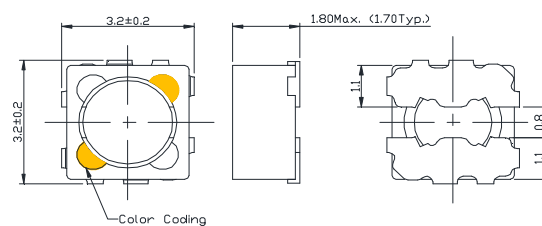
T : taping ; None : Bulk

### SHAPES AND DIMENSIONS(mm)

(1)PIS2D18L

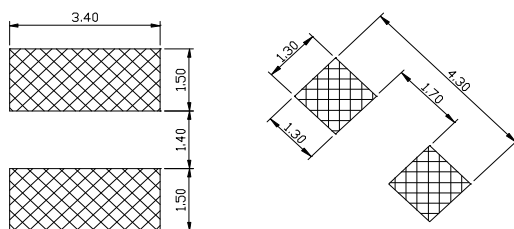


(2)PIS2D18LP



### RECOMMENDED FOOTPRINT(mm)

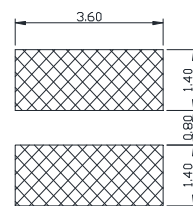
(1)PIS2D18L



Recommand Pad Layout 1

Recommand Pad Layout 2

(2)PIS2D18LP



Recommand Pad Layout

## PIS2D18L(P) Series

### Low Profile SMD Inductors for Power Line (Low Resistance)

#### ELECTRICAL CHARACTERISTICS

Part Number	Inductance (uH)	Tolerance (±%)	Rdc Typ. (Ω)	Idc Typ.(mA)		Irms Typ. (mA) T ↑ 25°C	Color Coding
				L ↓ 10%	L ↓ 35%		
PIS2D18L(P)-1R0□-T	1 / 1KHz	20,30	0.038	960	1360	1800	Green
PIS2D18L(P)-1R2□-T	1.2 / 1KHz	20,30	0.041	940	1220	1760	Blue
PIS2D18L(P)-1R5□-T	1.5 / 1KHz	20,30	0.048	900	1140	1700	Violet
PIS2D18L(P)-1R8□-T	1.8 / 1KHz	20,30	0.052	840	1040	1680	Gray
PIS2D18L(P)-2R2□-T	2.2 / 1KHz	20,30	0.055	750	950	1640	White
PIS2D18L(P)-2R7□-T	2.7 / 1KHz	20,30	0.060	680	900	1460	Green
PIS2D18L(P)-3R3□-T	3.3 / 1KHz	20,30	0.078	600	800	1400	Blue
PIS2D18L(P)-3R9□-T	3.9 / 1KHz	20,30	0.090	580	800	1220	Violet
PIS2D18L(P)-4R7□-T	4.7 / 1KHz	20,30	0.099	540	740	1200	Gray
PIS2D18L(P)-5R6□-T	5.6 / 1KHz	20,30	0.110	500	660	1120	White
PIS2D18L(P)-6R8□-T	6.8 / 1KHz	20,30	0.120	480	600	1060	Green
PIS2D18L(P)-8R2□-T	8.2 / 1KHz	20,30	0.168	400	540	900	Blue
PIS2D18L(P)-100□-T	10 / 1KHz	20	0.190	360	460	880	Violet
PIS2D18L(P)-120□-T	12 / 1KHz	20	0.222	320	460	800	Gray
PIS2D18L(P)-150□-T	15 / 1KHz	20	0.285	300	400	720	White
PIS2D18L(P)-180□-T	18 / 1KHz	20	0.350	280	380	660	Green
PIS2D18L(P)-220□-T	22 / 1KHz	20	0.440	240	320	500	Blue
PIS2D18L(P)-270□-T	27 / 1KHz	20	0.490	220	280	420	Violet

1. When ordering, please specify tolerance and packaging codes. Ex: PIS2D18L-3R3M-T

Tolerance : M = ± 20% , N = ± 30%

Packaging : Clear tape and reel { standard }.

2. L , Idc : Agilent/HP 4284A, 1KHz with 1V

3. Rdc : DIGITAL MILLIOHM METER Chroma 16502, or equivalent.

4. Idc for Inductance drop 10% or 35% from its value without current.

5. Irms for a 25°C rise above 25°C ambient.

6. Operating temperature range from -25°C to 105°C .

7. Packaging quantity: 1000pcs/reel