

---


## LSF0805 Series Type

### SMD Inductor for Signal Line

---

#### FEATURES

- Utilizing a miniaturized winding structure.
- These products provide high Q characteristics.
- Resin-coated surface enables excellent mounting
- Low DC resistance design is ideal for low loss.
- Precision inductance tolerance is available.



#### APPLICATIONS

- Personal computers, Hard disk drives
- xDSL modem and Cable modem
- Digital camera and other electronic equipment

#### PRODUCT IDENTIFICATION

LSF 0805 - 1R0 K - T

(1) (2) (3) (4) (5)

(1) Product name

(2) Dimension

(3) Inductance

1R0 : 1.0uH ; 100 : 10uH

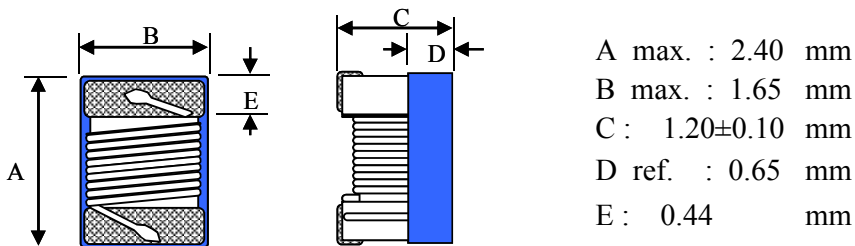
(4) Tolerance

J :  $\pm 5\%$  ; K :  $\pm 10\%$

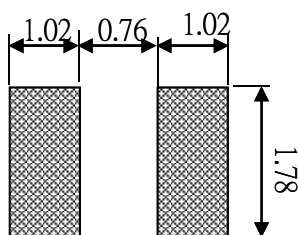
(6) Taping style

T : Taping ; None : Bulk

#### SHAPES AND DIMENSIONS(Unit:mm)



#### RECOMMENDED FOOTPRINT(Unit:mm)



## LSF0805 Series Type

### SMD Inductor for Power Line

#### ELECTRICAL CHARACTERISTICS

Our Product Part Number	Inductance (uH)/MHz	Inductance Tolerance	Q/MHz Min.	SRF(Min.) (MHz)	RDC (Ω)Max.	Idc Max. (mA)	Color Coding
LSF0805-R11□-T	0.11/25	K	25/25	1200	0.05	2000	White
LSF0805-R12□-T	0.12/25	J,K	25/25	1000	0.18	1500	Violet
LSF0805-R15□-T	0.15/25	J,K	25/25	1000	0.18	1400	Gray
LSF0805-R18□-T	0.18/25	J,K	30/25	1000	0.20	1400	Black
LSF0805-R22□-T	0.22/25	J,K	30/25	830	0.25	1350	Brown
LSF0805-R27□-T	0.27/25	J,K	30/25	800	0.38	1300	Red
LSF0805-R33□-T	0.33/25	J,K	30/25	750	0.35	1200	Orange
LSF0805-R39□-T	0.39/25	J,K	30/25	700	0.35	1160	Yellow
LSF0805-R47□-T	0.47/25	J,K	30/25	690	0.40	1100	Green
LSF0805-R56□-T	0.56/25	J,K	30/25	640	0.40	1040	Blue
LSF0805-R62□-T	0.62/25	J,K	30/25	640	0.45	980	Brown
LSF0805-R68□-T	0.68/25	J,K	30/25	510	0.50	900	Violet
LSF0805-R82□-T	0.82/25	J,K	30/25	500	0.50	900	Gray
LSF0805-R91□-T	0.91/25	J,K	30/25	500	0.55	900	Yellow
LSF0805-1R0□-T	1.0/7.9	J,K	20/7.9	470	0.50	840	White
LSF0805-1R2□-T	1.2/7.9	J,K	20/7.9	400	0.75	800	Black
LSF0805-1R5□-T	1.5/7.9	J,K	25/7.9	400	1.00	720	Brown
LSF0805-1R8□-T	1.8/7.9	J,K	25/7.9	230	1.00	660	Red
LSF0805-2R2□-T	2.2/7.9	J,K	25/7.9	200	1.05	600	Orange
LSF0805-2R7□-T	2.7/7.9	J,K	25/7.9	130	1.18	500	Yellow
LSF0805-3R3□-T	3.3/7.9	J,K	25/7.9	160	1.26	480	Green
LSF0805-3R9□-T	3.9/7.9	J,K	25/7.9	130	1.75	440	Blue
LSF0805-4R7□-T	4.7/7.9	J,K	25/7.9	120	1.87	390	Violet
LSF0805-5R6□-T	5.6/7.9	J,K	25/7.9	90	2.00	340	Gray
LSF0805-6R8□-T	6.8/7.9	J,K	25/7.9	55	2.15	300	White
LSF0805-8R2□-T	8.2/7.9	J,K	25/7.9	40	2.37	280	Black
LSF0805-100□-T	10/2.5	J,K	16/2.5	40	2.55	260	Brown
LSF0805-120□-T	12/2.5	J,K	16/2.5	37	2.80	220	Red
LSF0805-150□-T	15/2.5	J,K	16/2.5	30	3.80	200	Orange
LSF0805-180□-T	18/2.5	J,K	16/2.5	23	4.48	180	Yellow
LSF0805-220□-T	22/2.5	J,K	16/2.5	20	6.30	160	Green
LSF0805-270□-T	27/2.5	J,K	16/2.5	19	6.85	140	Blue
LSF0805-330□-T	33/2.5	J,K	16/2.5	18	7.60	120	Violet
LSF0805-390□-T	39/2.5	J,K	15/2.5	16	8.20	100	Gray

1. When ordering , please specify tolerance and packaging codes. Ex: LSF0805-100J-T

Tolerance : J=±5%,K=±10%

Packaging : Clear tape and reel { standard}.

2. L , Q 、 SRF : Agilent/HP E4991A+ Agilent/HP16197A

(The electrical specification test by the smallest gap position)or HP16193A

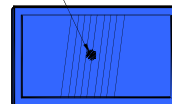
3. Rdc : DIGITAL MILLIOHM METER Chroma 16502, or equivalent.

4. Idc for Inductance drop 10% from its value without current.

5. Operating temperature range from -25°C to 85°C .

6. Packaging quantity: 2000 pcs/reel

1st Code



COLOR CODING

---

## LSF0805 Series Type

## SMD Inductor for Signal Line

---

### ELECTRICAL CHARACTERISTICS

Characteristics(L,Q vs. Frequency)

