CDM/CDH SERIES

LEAD FREE
RoHS Compliant





HOW TO ORDER

□□□□-□-□-□-□

- Package Style:
  - □ = Tube
  - T/R= Tape & Reel
- Soldering:
  - V = Lead Free Solderable
- Seal:
  - □ = Regular
  - T = Top Tape Sealed <Recessed Actuator Only>
- Number Of Positions:
  - 01 = 1 Position
  - 02 = 2 Position
  - 03 = 3 Position
  - 04 = 4 Position
  - 05 = 5 Position
  - 06 = 6 Position
  - 07 = 7 Position
  - 08 = 8 Position
  - 09 = 9 Position
  - 10 = 10 Position
  - 12 = 12 Position
- Actuator Type:
  - □ = Raised Actuator
  - R = Recessed Actuator
- CDH = Through Hole Type Dip Switch
- CDM = Gull Wing Terminal S.M.T

SPECIFICATIONS

Mechanical life:2000 operations per switch
Operation Force:1000gf max.
Stroke :1.0mm
Operation Temp:-20℃ to 70℃
Electrical life:2000 operations per switch-24 VDC, 25mA
Contact Resistance:100m max. at initial
Non-Switching Rating:100mA, 50VDC
Switching Rating:25mA, 24VDC
Circuit:Single pole single throw

CDM SERIES SLIDE TYPE

CONTACT SYSTEM

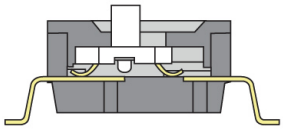

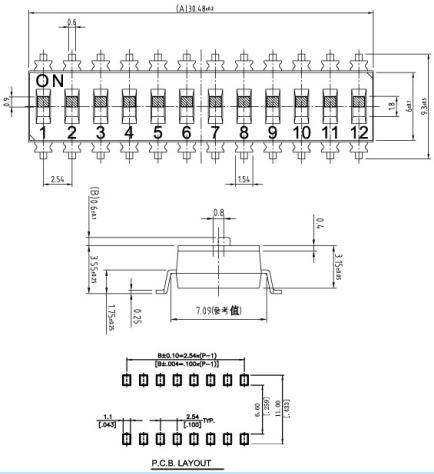

MODEL NO.	NO. POS	A
CDM-02	2	2.54
CDM-03	3	5.08
CDM-04	4	7.62
CDM-05	5	10.16
CDM-06	6	12.70
CDM-07	7	15.24
CDM-08	8	17.78
CDM-09	9	20.32
CDM-10	10	22.86
CDM-12	12	25.40

Schematic(TYP.)

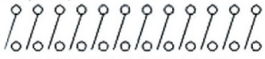

(2,3,4,5,6,7,8,9,10,12,POS AVAIL)

CDH SERIES SLIDE TYPE



CONTACT SYSTEM

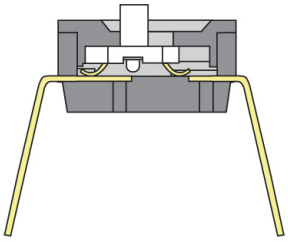

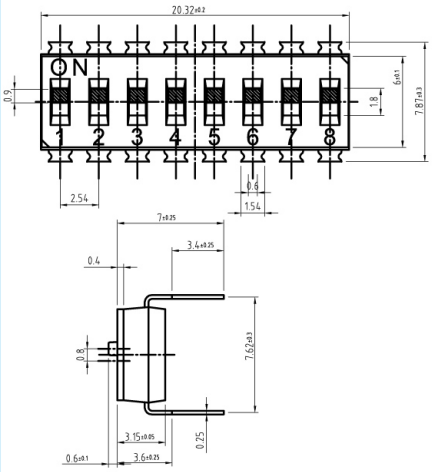

MODEL NO.	NO. POS	A
CDH-02	2	2.54
CDH-03	3	5.08
CDH-04	4	7.62
CDH-05	5	10.16
CDH-06	6	12.70
CDH-07	7	15.24
CDH-08	8	17.78
CDH-09	9	20.32
CDH-10	10	22.86
CDH-12	12	25.40

Schematic(TYP.)

(2,3,4,5,6,7,8,9,10,12,POS AVAIL)