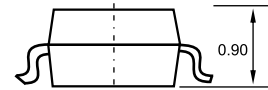
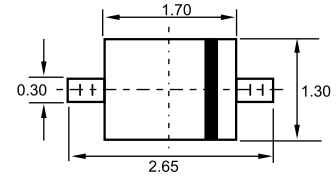


SOD-323



Features

- ✧ Low Forward voltage — 0.35Volts(Typ.).
@ $I_F=10\text{mA}$.
- ✧ Extremely fast switching speed.
- ✧ Ultra-small surface mount package.
- ✧ PN junction guard ring for transient and ESD protection.

Applications

- ✧ Schottky barrier detector and switching diodes.

Dimensions in inches and (millimeters)

Ordering Information

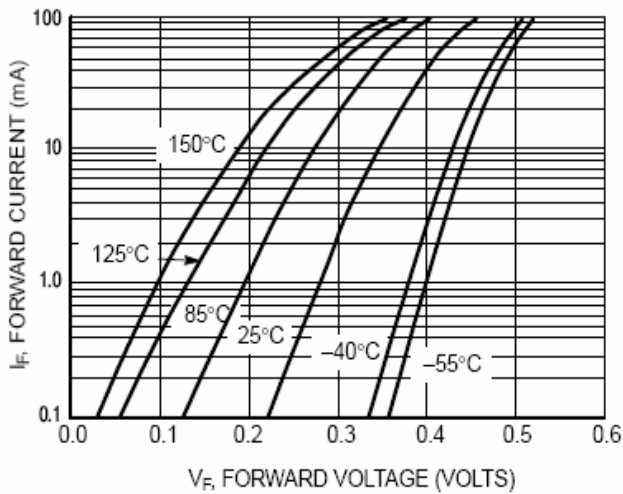
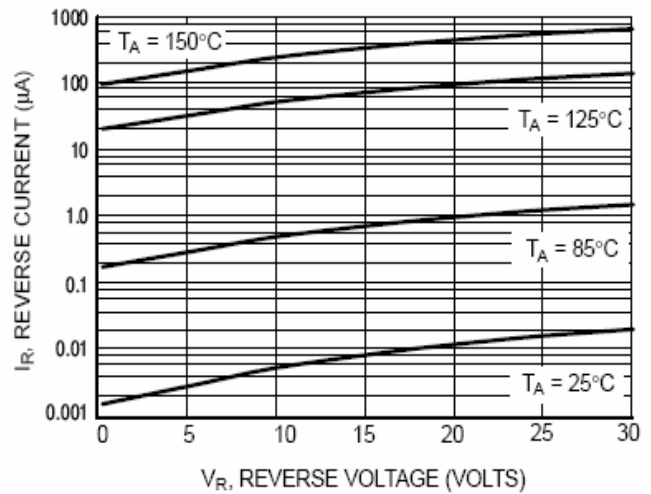
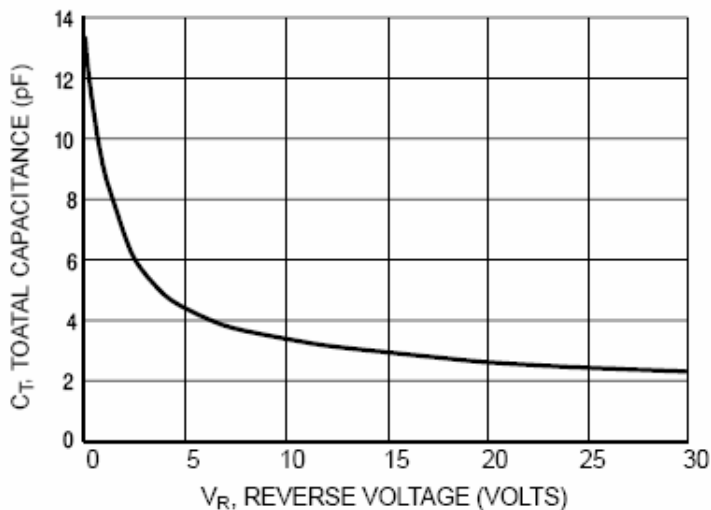
Type No.	Marking	Package Code
BAT54H	JV	SOD-323

MAXIMUM RATING @ $T_a=25^\circ\text{C}$ unless otherwise specified

Parameter	Symbol	Limits	Unit
DC reverse voltage	V_R	30	V
Forward continuous Current	I_F	200	mA
Repetitive peak Forward Current	I_{FRM}	300	mA
Forward Surge Current @ $t<1.0\text{s}$	I_{FSM}	600	mA
Power Dissipation	P_d	200	mW
Thermal resistance, junction to ambient air	$R_{\theta JA}$	635	$^\circ\text{C/W}$
Junction temperature	T_j	150	$^\circ\text{C}$
Storage temperature range	T_{stg}	-65-150	$^\circ\text{C}$

ELECTRICAL CHARACTERISTICS @ Ta=25°C unless otherwise specified

Parameter	Symbol	Conditions	Min.	Typ.	Max.	Unit
Reverse Breakdown Voltage	$V_{(BR)R}$	$I_R=10\mu A$	30			V
Forward voltage	V_{F1}	$I_F=0.1mA$		0.22	0.24	V
	V_{F2}	$I_F=1.0mA$		0.29	0.32	V
	V_{F3}	$I_F=10mA$		0.35	0.40	V
	V_{F4}	$I_F=30mA$		0.41	0.5	V
	V_{F5}	$I_F=100mA$		0.52	0.8	V
Reverse leakage current	I_R	$V_R=25V$		0.5	2.0	μA
Reverse recovery time	t_{rr}	$I_F=10mA, I_R=1.0mA$			5.0	ns
Total capacitance	C_T	$V_R=1.0V, f=1.0MHz$		7.6	10	pF

TYPICAL CHARACTERISTICS @ Ta=25°C unless otherwise specified

Figure 1. Forward Voltage

Figure 2. Leakage Current

Figure 3. Total Capacitance

PACKAGE	SPQ/PCS	CARTON SPQ/PCS	CARTON SIZE/CM	CARTON GW/KG	CARTON NW/KG
SOD-323	3000/REEL	180000	44X44X22	9.00	8.00