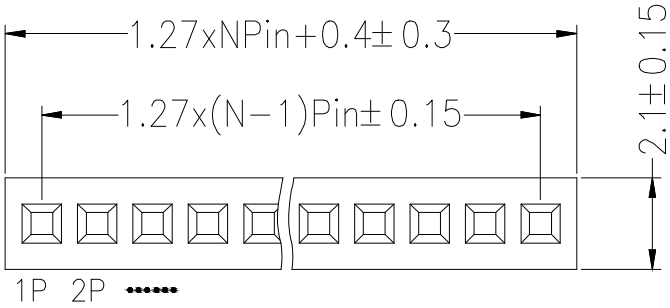

Recommended P.C.B Layout(Top Side)
(PCB BOARD TOLERANCE±0.05)

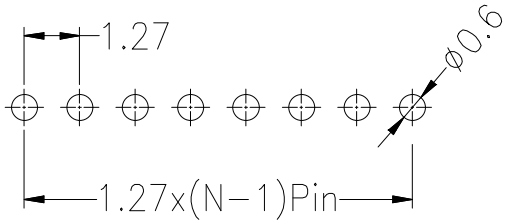

SPECIFICATIONS
Rated Current:1.0AMP
Contact Resistance:20mΩ Max
Withstand Voltage:500V AC/DC
Insulation Resistance:1000MΩ Min
Operation Temperature:-40°c to +105°c

Contact Material:Phosphor Bronze
Contact Plating:Au Over Ni
Insulator Material:Polyester(UL94V-0)
Standard: PA6T
Max.Processing Temp: 230°C for 30-60 seconds
(260°C for 10 seconds)

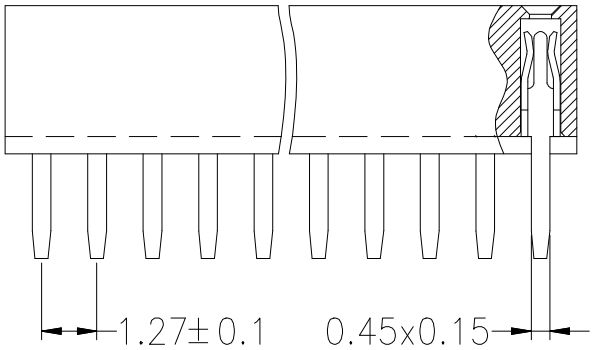

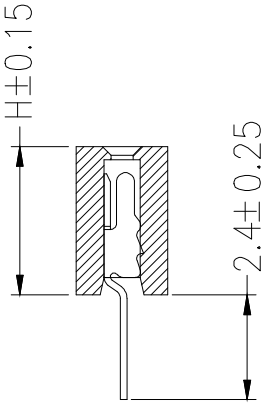

Pitch	H (mm)
1.27mm	2.0
	2.15
	3.4
	4.3
	4.6
	5.7
	8.5

Ordering Information

PM 127 - * - N - * - * - **

- No.of Rows: 1=Single Row, 2=Dual Row
- No.of Pins: 2-40Pin
- Type: Z=直针, W=弯针, S=立贴, WS=卧贴, WR=反弯
- Length: (塑高)
- Contact Plating: G0:Gold Flash, G1:1u" Gold, G2:3u" Gold, G3:5u" Gold, G4:10u" Gold, G5:15u" Gold, G6:30u" Gold, S0:Gold Flash/Tin, S1:Tin

			GENERL TOLERANCE	制 图 DRAWING		深圳市华灿天禄电子有限公司 ShenzhenhuacantianluELECTRONICS CO.,LTD		
			DIM TOL	审 核 CHECK				
			X.X ±0.30	批 准 APPROVAL		产品名称 TITLE	1.27 单排 排母 直针(塑宽2.1mm)	版 本 REV. A
1	初版发行		X.XX ±0.20	比 例 SCALE		产品料号 PART NO.	PM127-1-N-Z-X-XX	单 位 UNITS mm
序号 No.	变更内容 MODIFY CONTENT	日 期 MODIFY DATE	X.XXX ±0.10 Angle ±3.0°	投 影 Projection		材 料 MATERIAL		页 次 SHEET 1/1