


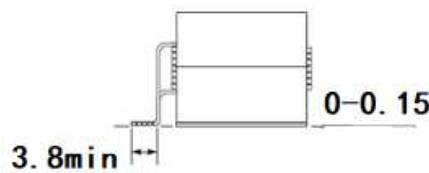
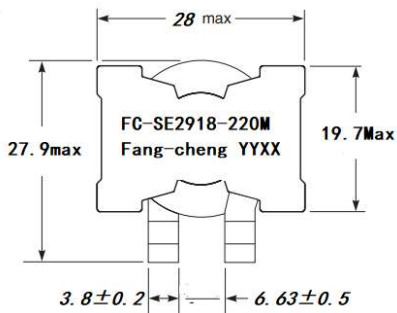
FC-SE2915-2918-Series SMD Flat Wire High Current Inductor

Applications

- Industrial computers
- High current switching regulators
- DC/DC converter
- Filter
- Magnetically shielded
- Flat wire coil for low losses at high frequency
- Low stray field
- Operating temperature: -40 °C to +125 °C / +150 °C / +155 °C
- Recommended solder profile: Reflow

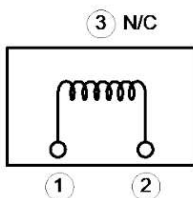


1. Dimensions: [mm]

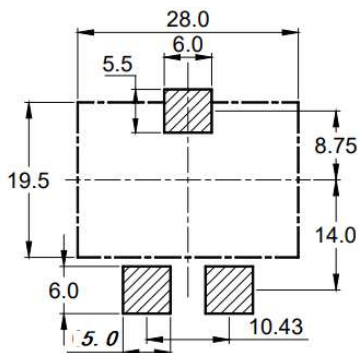


Height: FC-SE2915 -15.5typ/16.0MAX
FC-SE2918 -18.0MAX

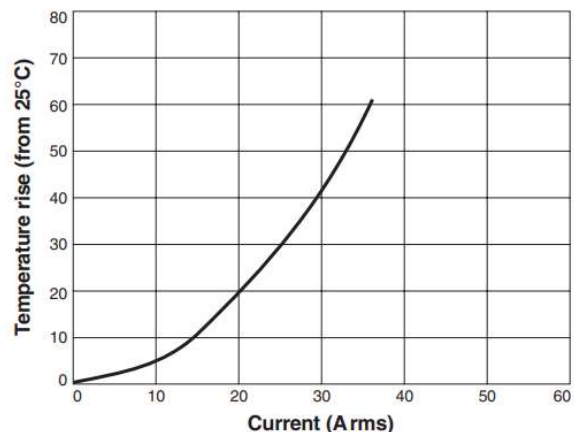
2.Schematic:



3. Recommended Land Pattern: mm



4. Temperature Rise vs Current:



FC-SE2915-2918-Series SMD Flat Wire High Current Inductor

4. ELECTRIC CHARACTERISTICS

Part number	Inductance ±20%(μH)	DRC (mohms)		SRF typ (MHz)	Isat(A)	Irms(A)
		nom	max			
FC-SE2915-1R5M	1.5	1.65	1.86	60	>100	32
FC-SE2915-2R2M	2.2	1.65	1.86	40	>100	32
FC-SE2915-3R3M	3.3	1.65	1.86	30	68.4	32
FC-SE2915-4R7M	4.7	1.65	1.86	25	50.1	32
FC-SE2915-6R8M	6.8	1.65	1.86	20	36.2	32
FC-SE2915-100M	10	1.65	1.86	15	23.4	32
FC-SE2915-150M	15	1.65	1.86	12	15.2	32
FC-SE2915-220M	22	1.65	1.86	10	9.6	32
FC-SE2915-330M	33	1.65	1.86	8	5.9	32
FC-SE2918-3R3M	3.3	2.3	2.60	40	93.6	30
FC-SE2918-4R7M	4.7	2.3	2.60	30	62.4	30
FC-SE2918-6R8M	6.8	2.3	2.60	25	45.9	30
FC-SE2918-100M	10	2.3	2.60	20	32.1	30
FC-SE2918-150M	15	2.3	2.60	16	21.9	30
FC-SE2918-220M	22	2.3	2.60	15	15.0	30
FC-SE2918-330M	33	2.3	2.60	10	9.6	30
FC-SE2918-470M	47	2.3	2.60	7.0	8.5	30

Remark:

<1>Inductance: 100KHz 0.1V Test condition: Ta= 25 °C

<2>Tolerance of inductance:±20%

<3>Isat: The value of curret indicates that inductance drops 30%(Typcial) from its initial value

<4>Irms:The value of current indicates that the temperature of the coil is increase 40°C (Typical)

5.Temperature Rise vs Current

