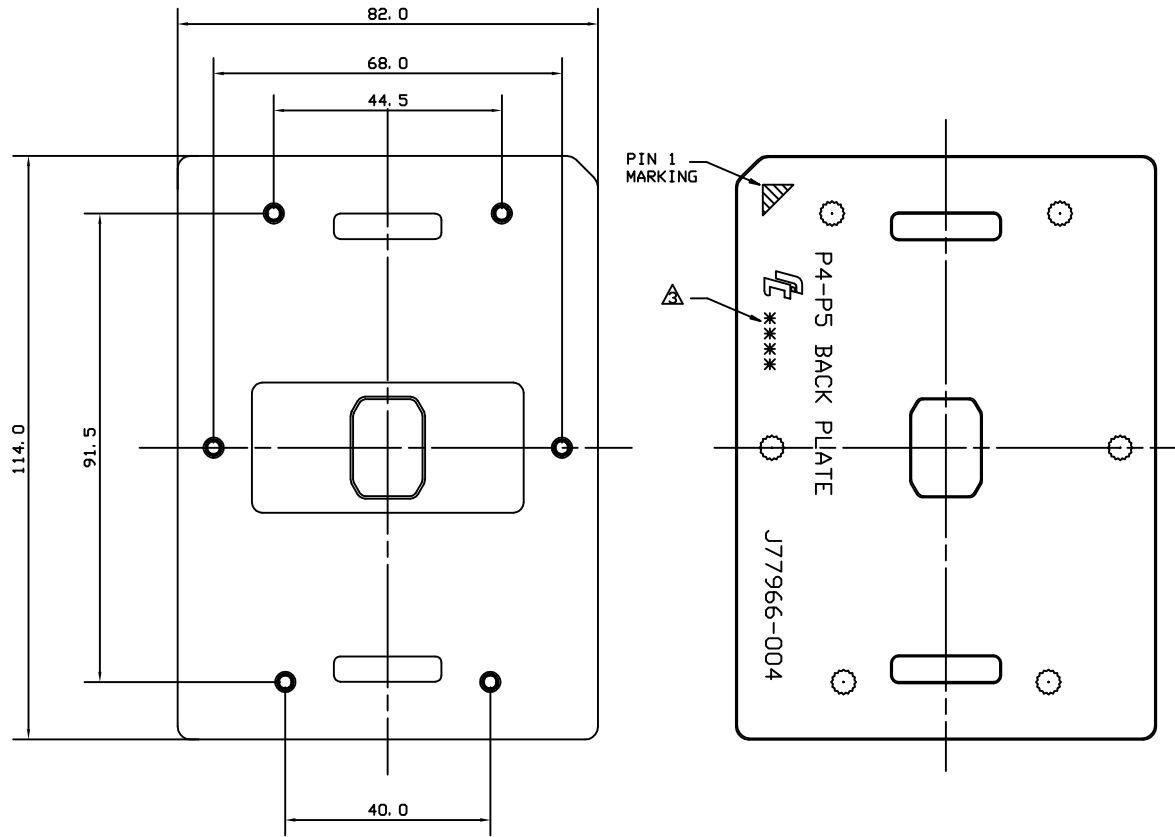
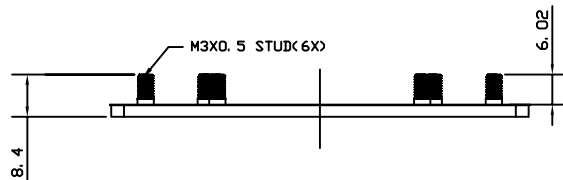
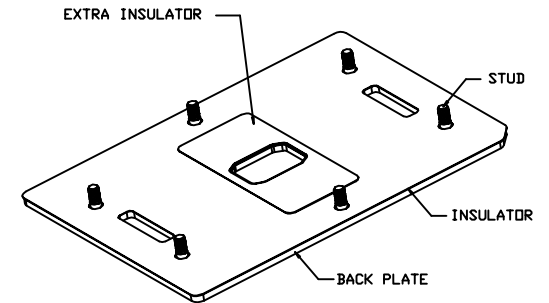



SOLIDWORKS GENERATED DRAWING, DO NOT CHANGE BY HAND.

REV.	ECN. NO.	APPD.
B	BC-19-0055783	Nick Lin



- NOTES:
- ALL DIMENSIONS ARE IN MILLIMETERS.
  - DIMENSIONING AND TOLERANCING PER ASME Y14.5M-1994.
  - 'FIT' LOGO & DATE CODE & 'J77966-003' & P4-P5 BACK PLATE ARE LOCATED APPROXIMATELY.
  - MATERIAL:
    - BACK PLATE: CARBON STEEL
    - STUD: STAINLESS STEEL
    - INSULATOR: THERMOPLASTIC(UL VTM-0)
    - EXTRA INSULATOR: THERMOPLASTIC(UL VTM-0)
  - HARMFUL MATERIAL CONTROL PLEASE FOLLOW DOC. NO. 'EPI12'.
  - THE CONCENTRATIONS OF Br AND Cl CAN SATISFY THE REQUIREMENT OF HALOGEN-FREE IN THE DOCUMENT 'EPI12'.
  - PLEASE CONTACT FOXCONN SALES REPRESENTATIVE TO VERIFY PRODUCT DETAIL AND AVAILABILITY.

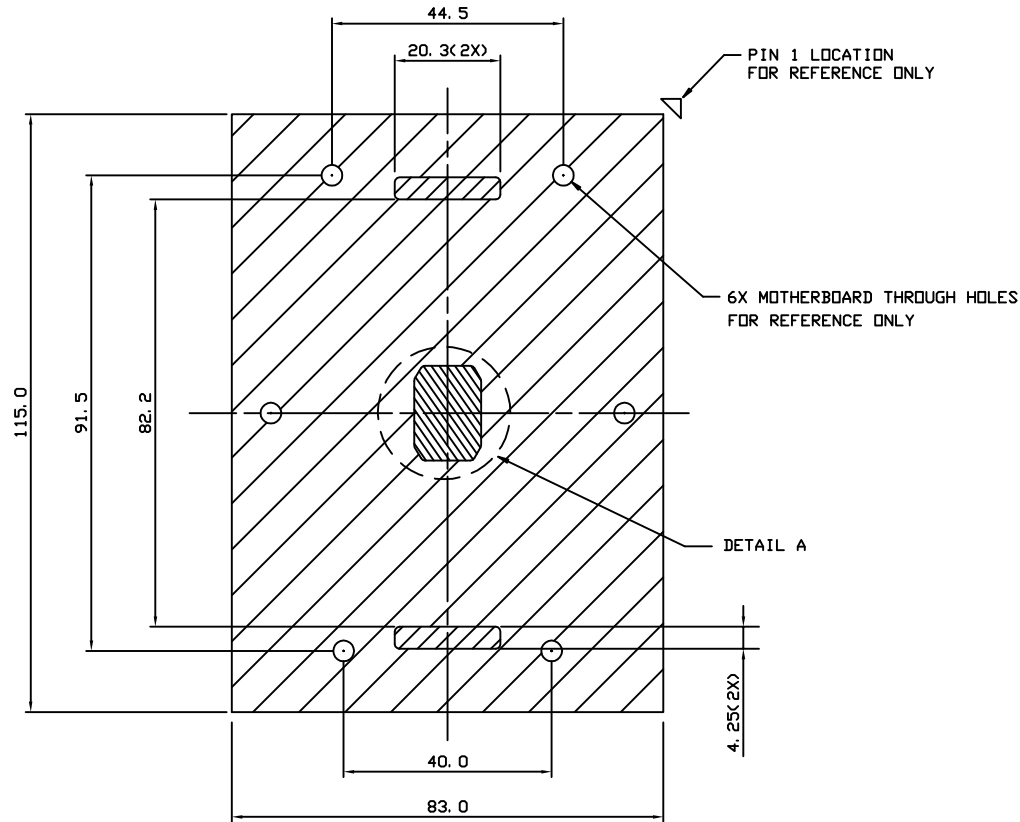


X. ±	X. ° ± 1°	UNITS	mm	NAME (INTENDED USE)	 FOXCONN INTERCONNECT TECHNOLOGY LIMITED.		
.X ± 0.50	.X ° ±	MAT'L	4	BP FOR SOCKET P4&P5			
.XX ± 0.30	.XX ° ±	FINISH	Q' TY	PART NO. (INTENDED USE)	CLASS: <input type="checkbox"/> CONFIDENTIAL <input type="checkbox"/> SECRET <input checked="" type="checkbox"/> GENERAL		
.XXX ±	.XXX ° ±			WNBPO6-0*NKO-EH	APPD: Nick Lin	TITLE: CUSTOMER DRAWING FOR P4&P5 BP	
THESE DRAWINGS AND SPECIFICATIONS ARE THE PROPERTY OF FOXCONN INTERCONNECT TECHNOLOGY LIMITED AND SHALL NOT BE REPRODUCED COPIED OR USED IN ANY MANNER WITHOUT THE PRIOR WRITTEN CONSENT OF FOXCONN INTERCONNECT TECHNOLOGY LIMITED.				CHKD: Mac Peng	DWG NO.: 351-0000-1481		
				DR: Ed Liu 11/07'19	SCALE: 1:1	SHEET: 1/2	REV. B
							FK2B00065A

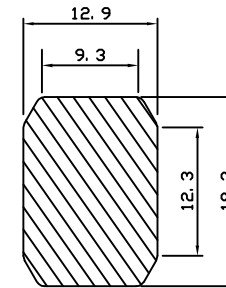
PART NUMBER	WNBPO6-01NKO-EH	PCB THICKNESS: 1.42~2.79MM
-------------	-----------------	----------------------------

REV.	ECN. NO.	APPD.

A  
B  
C  
D  
E



- BACK PLATE ZONE  
NO OTHER COMPONENT PLACEMENT ALLOWED.  
0.0 MM HEIGHT RESTRICTION.
- SECONDARY SIDE SOCKET CAVITY ZONE  
1.8 MM MAX COMPONENT HEIGHT
- SECONDARY SIDE COMPONENT PLACEMENT ZONES, 1.8MM  
MAX COMPONENT HEIGHT,



DETAIL A  
SCALE 2:1

RECOMMENDED KEEP OUT ZONE

X, ±	X, ° ± 1°	UNITS mm	NAME< INTENDED USE> BP FOR SOCKET P4&P5	FOXCONN INTERCONNECT TECHNOLOGY LIMITED.
.X ± 0.50	.X ° ±	MAT'L 	PART NO. < INTENDED USE> WNMBP06-0*NKO-EH	
.XX ± 0.30	.XX ° ±	FINISH	APPD: Nick Lin	CLASS: <input type="checkbox"/> CONFIDENTIAL <input type="checkbox"/> SECRET <input checked="" type="checkbox"/> GENERAL
.XXX ±	.XXX ° ±	Q'TY	CHKD: Mac Peng	TITLE: CUSTOMER DRAWING FOR P4&P5 BP
THESE DRAWINGS AND SPECIFICATIONS ARE THE PROPERTY OF FOXCONN INTERCONNECT TECHNOLOGY LIMITED AND SHALL NOT BE REPRODUCED, COPIED OR USED IN ANY MANNER WITHOUT THE PRIOR WRITTEN CONSENT OF FOXCONN INTERCONNECT TECHNOLOGY LIMITED.			DR: Ed Liu 11/07'19	DWG NO.: 351-0000-1481
			SCALE SHEET REV. 1:1 2/2 B	