


MICRO BLADE & BEAM SOCKET & HEADER

(0.50 mm) .0197" PITCH • SS5/ST5 SERIES

PAM 4
56
Gbps



SS5
Mates:
ST5

ST5
Mates:
SS5

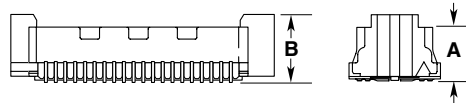

SPECIFICATIONS

Insulator Material:
Black LCP
Contact Material:
Phosphor Bronze
Plating:
Au or Sn over
50 μ" (1.27 μm) Ni
Operating Temp Range:
-55 °C to +125 °C
Current Rating:
1.6 A per pin
(2 pins powered)

PROCESSING

Lead-Free Solderable:
Yes
SMT Lead Coplanarity:
(0.10 mm) .004" max

SS5	NO. OF POSITIONS	LEAD STYLE	PLATING OPTION	D	K	"X"R
	-10, -15, -20, -30, -40, -50, -60, -70, -80 (Per Row)	-3.00 = 3.00 mm -3.50 = 3.50 mm	-L = 10 μ" (0.25 μm) Gold on contact, Matte Tin on tail		(Required in callout) -K = (3.50 mm) .138" DIA Polyimide Film Pick & Place Pad	(Required in callout) -TR = Tape & Reel -FR = Full Reel Tape & Reel (must order max. quantity per reel; contact Samtec for quantity breaks)



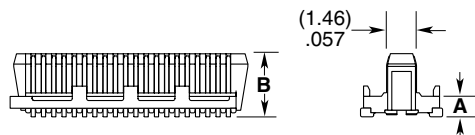
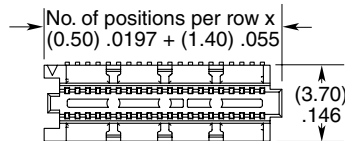
LEAD STYLE	A	B
-3.00	(2.85) .112	(3.50) .138
-3.50	(3.35) .132	(4.00) .157

MATED HEIGHT *

ST5 LEAD STYLE	SS5 LEAD STYLE	
-1.00	(4.00 mm) .157"	(4.50 mm) .177"
-1.50	(4.50 mm) .177"	(5.00 mm) .197"

*Processing conditions will affect mated height.

ST5	NO. OF POSITIONS	LEAD STYLE	PLATING OPTION	D	P	"X"R
	-10, -15, -20, -30, -40, -50, -60, -70, -80 (Per Row)	-1.00 = 1.00 mm -1.50 = 1.50 mm	-L = 10 μ" (0.25 μm) Gold on contact, Matte Tin on tail		(Required in callout) -P = Pick & Place Pad	(Required in callout) -TR = Tape & Reel -FR = Full Reel Tape & Reel (must order max. quantity per reel; contact Samtec for quantity breaks)



LEAD STYLE	A	B
-1.00	(1.00) .039	(3.08) .121
-1.50	(1.50) .059	(3.58) .141

ALSO AVAILABLE

Other lead styles
(MOQ Required)

Note:
Some lengths, styles and options are non-standard, non-returnable.