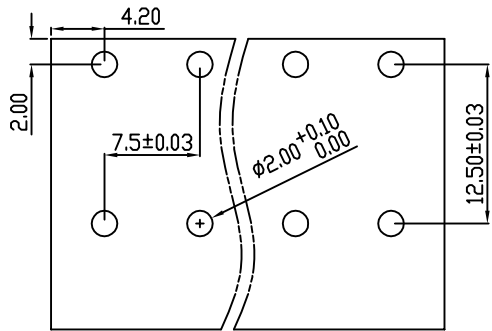
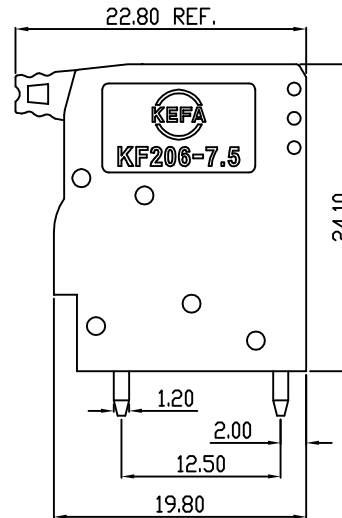
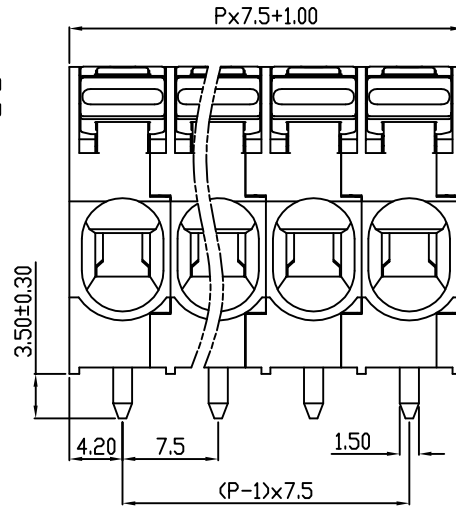
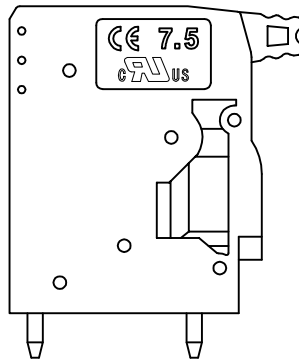
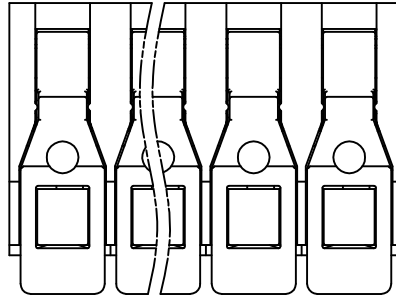


linear dimension(Tolerances Standard GB/T 14486-2008)								—		
variable range	to	over	over	over	over	over	over	to	over	over
	6	6 to 10	10 to 30	30 to 60	60 to 100	100 to 160	160 to			
tolerance	±0.20	±0.30	±0.50	±0.70	±1.00	±1.30	±1.60	0.10	0.30	0.60



PCB Layout



REVISION RECORD				
REV.	DESCRIPTION	ECN No.	APPROVED	DATE
A	新发行		CLF	20.09.05
B	按钮打开力变更		CLF	20.09.21

UL/CUL 技术参数				
UL/CUL Technical Data				
等级	Use Group	B	C	D
额定电压	Rated Voltage [V]	300	-	-
额定电流	Rated Current [A]	27	-	-
接线范围	Wire Range	24-10		
单/多芯线	Solid/Stranded [AWG]			
耐电压	Withstanding Voltage	1600V/1Min		
IEC 技术参数				
IEC Technical Data				
过电压类别	Overvoltage Category	III	III	II
污染等级	Contamination Class	3	2	2
额定电压	Rated Voltage [V]	-	1000	1000
额定电流	Rated Current [A]	-	41	41
额定冲击电压	Impulse withstand voltagea [KV]	-	6	6
导线截面积	Conductor cross section	6		
硬质/柔性导线	Solid/flexible [mm <sup>2</sup> ]			
材料				
绝缘材料	Insulation Material	PA66		
阻燃等级	Flammability	UL94V-0		
导体材料	Contacting Material	铜合金 Copper alloy		
导体表面镀层	Contactive Coating	镀锡 Tin Plated		
一般参数				
间距	Pitch [mm]	7.5		
极数	Poles [P]	01-XX		
剥线长度	Stripping Length [mm]	15-16		
螺丝	Screw/扭矩 Torque(Max) [N.m]	-		
工作温度	Operating temperatur [°C]	-40~+105		
引针尺寸	Pin Dimensions [mm]	3.50		
PCB板孔径	PCB Hole Diameter [mm]	2.0		
按钮打开力	Pusher Opening Force [N]	≥8		

DES.	SJD	DATE	20.09.21
CHK.	SY	DATE	20.09.21
APP.	CLF	DATE	20.09.21

单位/UNITS	mm	尺寸/SIZE	A4	比例/SCALE	1:1	第三视角/THIRD ANGLE PROJECTION	版本/REV	B
							名称/TITLE	KF206-7.5
慈溪市科发电子有限公司 CIXI KEFA ELECTRONIC CO., LTD								