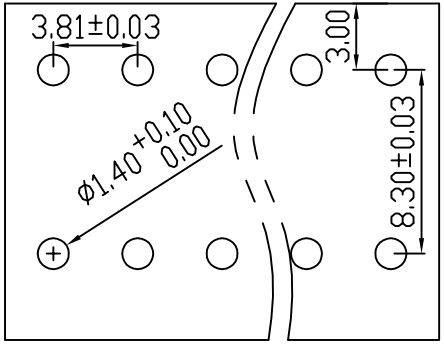
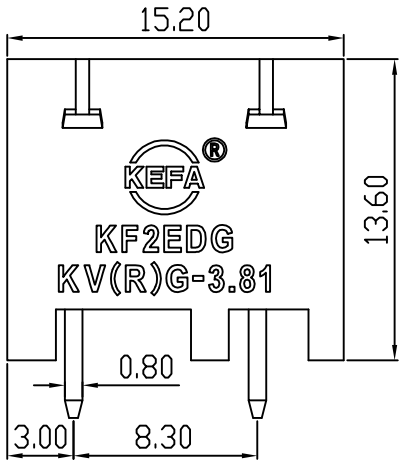
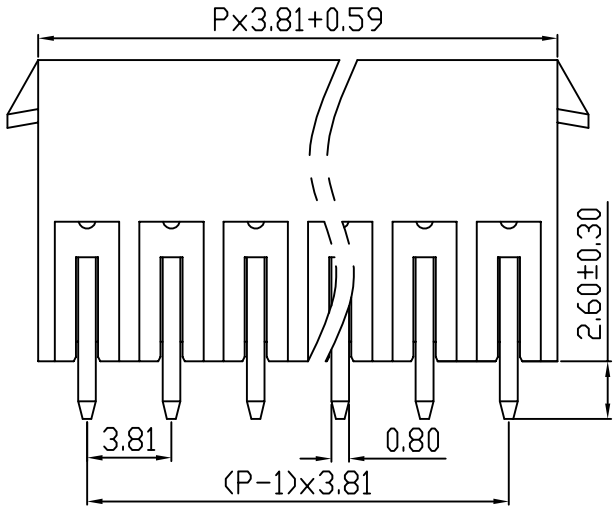
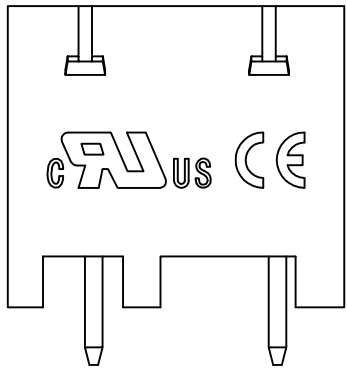
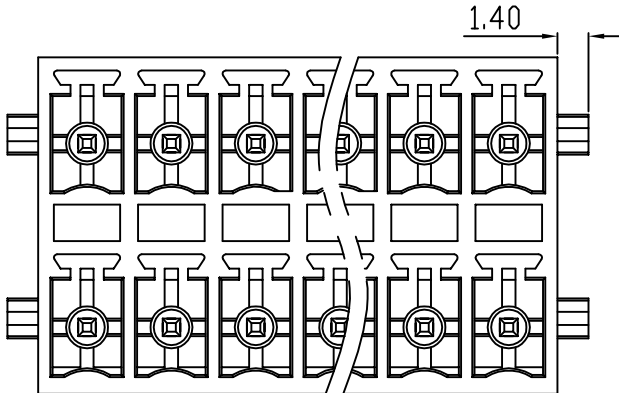


linear dimension(Tolerances Standard GB/T 14486-2008)								— ▧ ⊥		
variable range	to	over 6	over 10	over 30	over 60	over 100	over 160	to	over 10	over 100
	6	to 10	to 30	to 60	to 100	to 160	to 10	to 100	to	
tolerance	±0.20	±0.30	±0.50	±0.70	±1.00	±1.30	±1.60	0.10	0.30	0.60

REVISION RECORD				
REV.	DESCRIPTION	ECN No.	APPROVED	DATE
A	新发行		CLF	21.03.13



PCB LAYOUT



UL/CUL 技术参数 UL/CUL Technical Data				cRUUS	
等级	Use Group	B	C	D	
额定电压	Rated Voltage [V]	300	-	300	
额定电流	Rated Current [A]	8	-	10	
接线范围	Wire Range	-			
单/多芯线	Solid/Stranded [AWG]	-			
耐电压	Withstanding Voltage	1600V/1Min			
IEC 技术参数 IEC Technical Data					
DE					
过电压类别	Overvoltage Category	III	III	II	
污染等级	Contamination Class	3	2	2	
额定电压	Rated Voltage [V]	-	160	320	
额定电流	Rated Current [A]	-	7	7	
额定冲击电压	Impulse withstand voltagea [KV]	-	2.5	2.5	
导线截面积	Conductor cross section	-			
硬质/柔性导线	Solid/flexible [mm²]	-			
材料 Material					
绝缘材料	Insulation Material	PA66			
阻燃等级	Imflammability	UL94V-0			
导体材料	Contacting Material	铜合金 Copper alloy			
导体表面镀层	Contactive Coating	镀锡 Tin Plated			
一般参数 Other Data					
间距	Pitch [mm]	3.81			
极数	Poles [P]	2x(2-24)			
剥线长度	Stripping Length [mm]	-			
螺丝	Screw/扭矩 Torque(Max) [N.m]	-			
工作温度	Operating temperatur [°C]	-40~+105			
引针尺寸	Pin Dimensions [mm]	2.6			
PCB板孔径	PCB Hole Diameter [mm]	1.4			

DES.	GYF	DATE	21.03.13
CHK.	SY	DATE	21.03.13
APP.	CLF	DATE	21.03.13

单位/UNITS mm 尺寸/SIZE A4 比例/SCALE 1:1
KEFA[®] 慈溪市科发电子有限公司
 CIXI KEFA ELECTRONIC CO., LTD

第三视角/THIRD ANGLE PROJECTION	版本/REV	A
名称/TITLE	KF2EDGKVG-3.81	