



# 安徽富信半导体科技有限公司

ANHUI FOSAN SEMICONDUCTOR TECHNOLOGY CO., LTD.

SS12-SS110

## SMA Schottky Barrier Rectifier Diode 肖特基势垒整流二极管

### ■ Features 特点

Low forward voltage drop 低正向压降

High current capability 高电流能力

Surface mount device 表面贴装器件

Case 封装:SMA(DO-214AC)



### ■ Maximum Rating 最大额定值

( $T_A=25^{\circ}\text{C}$  unless otherwise noted 如无特殊说明, 温度为  $25^{\circ}\text{C}$ )

Characteristic 特性参数	Symbol 符号	SS12	SS13	SS14	SS15	SS16	SS18	SS19	SS110	Unit 单位
Peak Reverse Voltage 反向峰值电压	$V_{RRM}$	20	30	40	50	60	80	90	100	V
DC Reverse Voltage 直流反向电压	$V_R$	20	30	40	50	60	80	90	100	V
RMS Reverse Voltage 反向电压均方根值	$V_{R(RMS)}$	14	21	28	35	42	56	63	70	V
Forward Rectified Current 正向整流电流	$I_F$	1								A
Peak Surge Current 峰值浪涌电流	$I_{FSM}$	30								A
Thermal Resistance J-A 结到环境热阻	$R_{\theta JA}$	50								$^{\circ}\text{C}/\text{W}$
Junction Temperature 结温	$T_J$	150								$^{\circ}\text{C}$
Storage Temperature 储藏温度	$T_{stg}$	-65to+150 $^{\circ}\text{C}$								$^{\circ}\text{C}$

### ■ Electrical Characteristics 电特性

( $T_A=25^{\circ}\text{C}$  unless otherwise noted 如无特殊说明, 温度为  $25^{\circ}\text{C}$ )

Characteristic 特性参数	Symbol 符号	SS12-SS14	SS15-SS16	SS18-SS110	Unit 单位	Condition 条件
Forward Voltage 正向电压	$V_F$	0.55	0.70	0.85	V	$I_F=1\text{A}$
Reverse Current 反向电流	$I_R(25^{\circ}\text{C})$ $(100^{\circ}\text{C})$	0.2 10			mA	$V_R=V_{RRM}$
Diode Capacitance 二极管电容	$C_D$	110			pF	$V_R=4\text{V}, f=1\text{MHz}$

## ■ Typical Characteristic Curve 典型特性曲线

FIG.1-TYPICAL FORWARD CURRENT DERATING CURVE

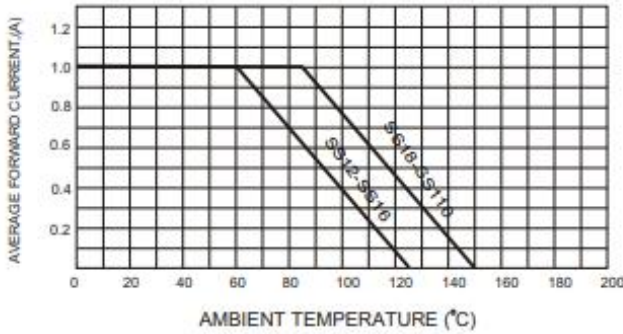


FIG.2-TYPICAL FORWARD CHARACTERISTICS

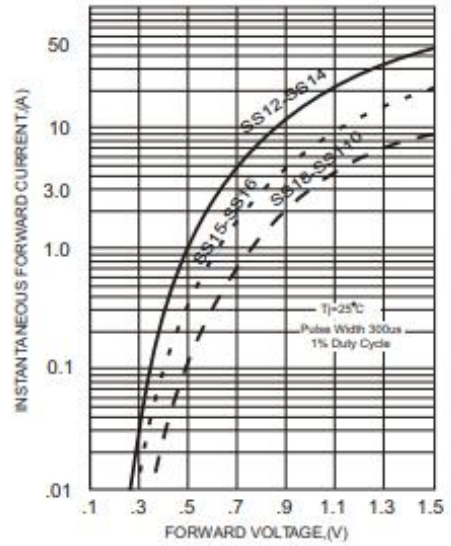


FIG.3-MAXIMUM NON-REPETITIVE FORWARD SURGE CURRENT

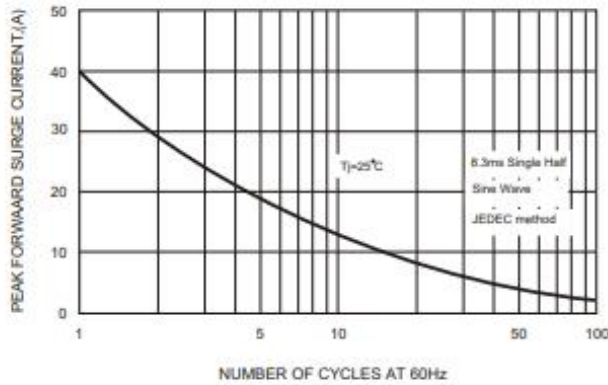


FIG.5 - TYPICAL REVERSE CHARACTERISTICS

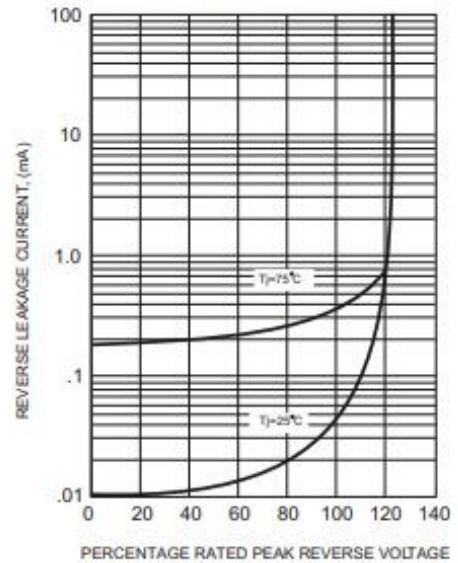
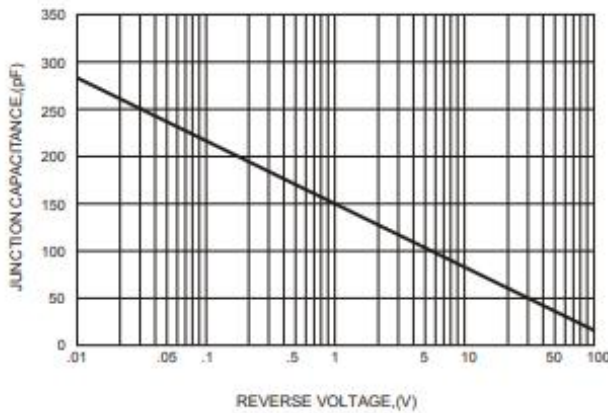
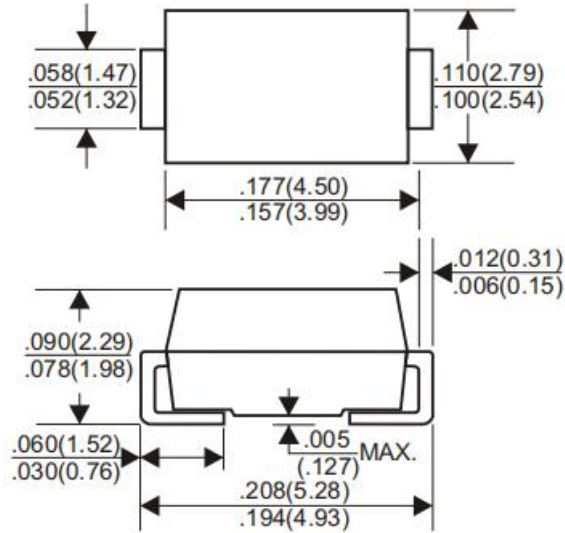


FIG.4-TYPICAL JUNCTION CAPACITANCE



## ■Dimension 外形封装尺寸

### DO-214AC(SMA)



Dimensions in inches and (millimeters)