




产品描述

HXY6206I-2.5是具有高纹波抑制率、低功耗、低压差，具有过流和短路保护的CMOS降压型电压稳压器。这些器件具有很低的静态偏置电流（ $3.0\mu\text{A Typ.}$ ），它们能在输入、输出电压差极小的情况下提供300mA的输出电流，并且仍能保持良好的调整率。由于输入输出间的电压差很小和静态偏置电流很小，这些器件特别适用于希望延长电池寿命的电池供电类产品，如计算机、消费类产品和工业设备等。



SOT-23

管脚编号	管脚名	功能描述
1	VSS	接地
2	VOUT	输出
3	VIN	电源输入

产品特点

- ◇ 最大输出电流：300mA
- ◇ 压差电压：160mV@50mA
- ◇ 最大工作电压：8V
- ◇ 输出电压范围：2.5V
- ◇ 高精度：2%
- ◇ 极低的静态工作电流： $3\mu\text{A}$ （典型值）
- ◇ 内置过流和短路保护电路
- ◇ 工作温度范围：-40 ~ 85

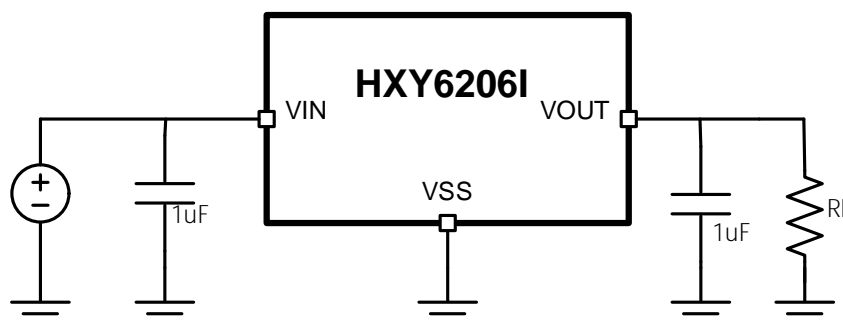
应用领域

- ◇ 电池供电系统
- ◇ 无绳电话设备
- ◇ 无线控制系统
- ◇ 便携/手掌式计算机
- ◇ 便携式消费类设备
- ◇ 便携式仪器
- ◇ 汽车电子设备
- ◇ 电压基准源

应包装标识与订购信息

产品型号	封装规格	丝印	数量信息(PCS)
HXY6206I-2.5V	SOT-23	65T5	3000

典型应用





电学参数

($V_{IN}=5V, T_A=25^\circ C$, 除特别指定)

项目	符号	条件	最小值	典型值	最大值	单位
输出电压	$V_{OUT(E)}$	$V_{IN}=V_{OUT(S)}+1.0V,$ $I_{OUT}=1mA, \pm 2\%$	$V_{OUT(S)}$ $\times 0.98$	$V_{OUT(S)}$	$V_{OUT(S)}$ $\times 1.02$	V
最大输出电流	I_{OUT}	$V_{IN} \geq V_{OUT(S)} + 1.0V$	300	—	—	mA
负载稳定度	ΔV_{OUT}	$V_{IN}=V_{OUT}+1V$ $1mA \leq I_{OUT} \leq 100mA$	—	25	—	mV
跌落电压	V_{drop}	$1.5V \leq V_{OUT(S)} \leq 2.5V$ $I_{OUT}=50mA$	—	0.20	0.28	V
		$2.6V \leq V_{OUT(S)} \leq 3.3V$ $I_{OUT}=50mA$	—	0.16	0.24	
		$3.4V \leq V_{OUT(S)} \leq 6.0V$ $I_{OUT}=50mA$	—	0.12	0.20	
输入稳定度	$\frac{\Delta V_{OUT1}}{\Delta V_{IN} \cdot V_{OUT}}$	$V_{OUT(S)}+0.5V \leq V_{IN} \leq 5.5V$ $I_{OUT}=1mA$	—	0.05	0.2	%/V
静态电流	I_{SS}	$V_{IN}=V_{OUT(S)}+1.0V$		3		μA
输入电压	V_{IN}		1.8		6	V
输出电压温度系数	$\frac{\Delta V_{OUT}}{\Delta V_{OPR} \cdot V_{OUT}}$	$I_{OUT}=40mA$ $-40^\circ C \leq T_{opr} \leq 85^\circ C$		100		ppm/ $^\circ C$
纹波抑制比	PSRR	$V_{IN}=[V_{OUT}+1]V$ $+1V_{p-pAC}$ $I_{OUT}=10mA, f=1kHz$		40		dB
短路电流	I_{SHORT}	$V_{IN}=V_{OUT}+1.5V,$ $V_{OUT}=V_{SS}$		50		mA
过流保护电流	I_{LIMIT}			300	350	mA

注：

- $V_{OUT(S)}$ = 规定输出电压
- $V_{OUT(E)}$ =有效输出电压(即当 I_{OUT} 保持一定数值, $V_{IN}=V_{OUT}+1V$,时的输出电压)
- $V_{drop} = \{V_{IN1}(\text{注5}) - V_{OUT1}(\text{注4})\}$
- $V_{OUT1} = V_{OUT(E)} \cdot 98\%$
- V_{IN1} = 逐渐减小输入电压,当输出电压降为 $V_{OUT(E)}$ 的98%时的输入电压。
- Unless otherwise stated, $V_{IN} = V_{OUT(S)} + 1.0V$



特征曲线

(3.3V output)

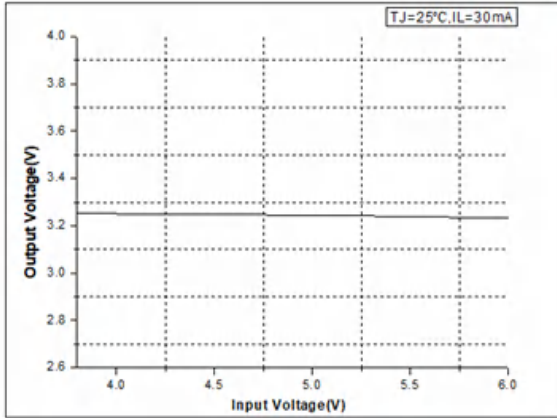


图1 输出电压和输入电压关系

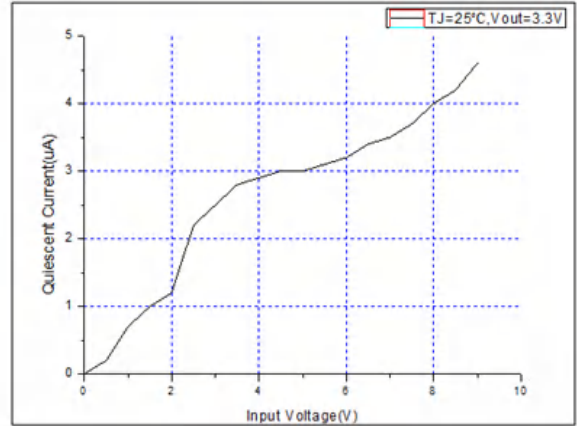


图2 静态功耗和输入电压关系

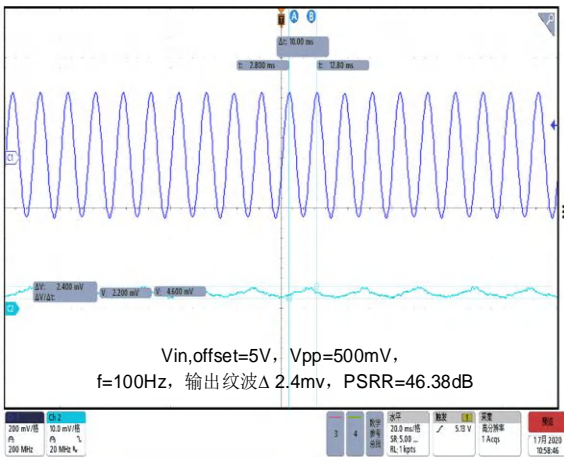


图3 纹波抑制比 (f=100Hz)

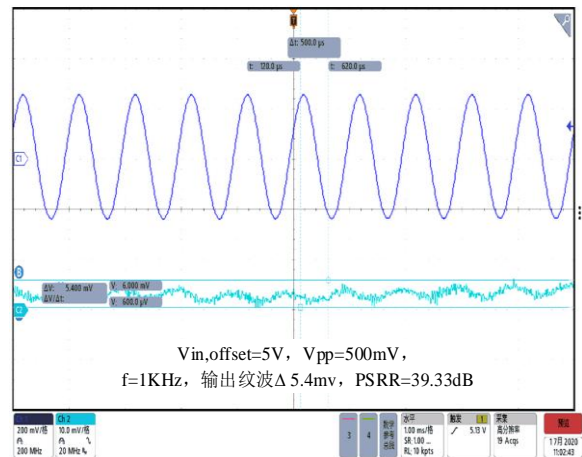


图4 纹波抑制比 (f=1KHz)

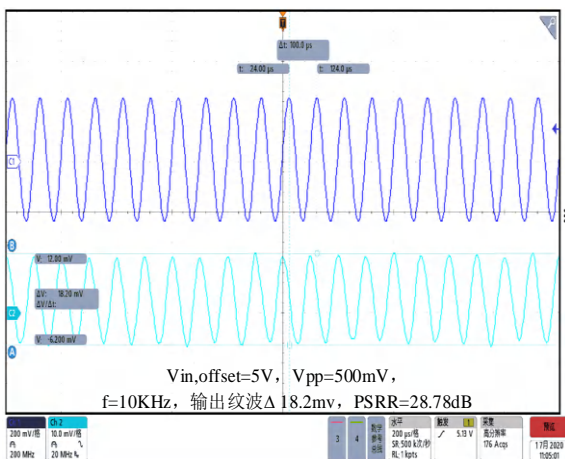


图5 纹波抑制比 (f=10Hz)

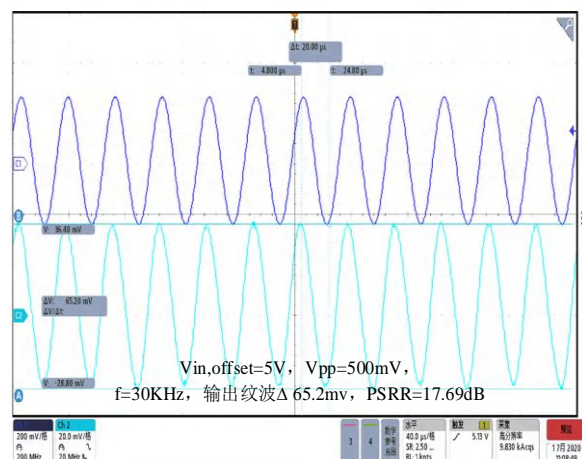
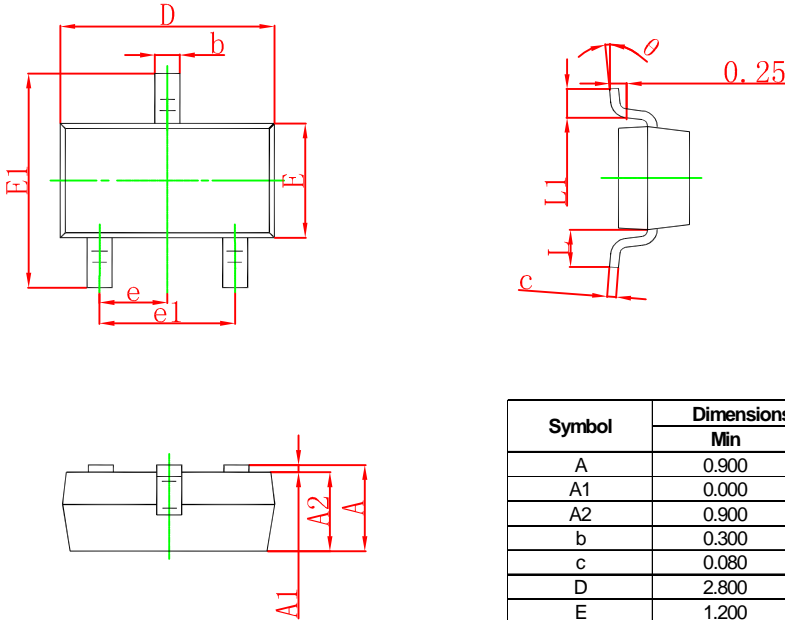


图6 纹波抑制比 (f=30Hz)

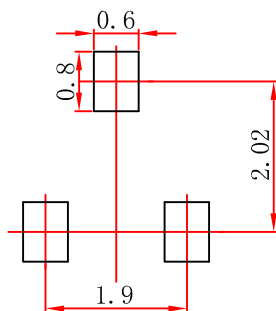


SOT-23 Package Outline Dimensions



Symbol	Dimensions In Millimeters		Dimensions In Inches	
	Min	Max	Min	Max
A	0.900	1.150	0.035	0.045
A1	0.000	0.100	0.000	0.004
A2	0.900	1.050	0.035	0.041
b	0.300	0.500	0.012	0.020
c	0.080	0.150	0.003	0.006
D	2.800	3.000	0.110	0.118
E	1.200	1.400	0.047	0.055
E1	2.250	2.550	0.089	0.100
e	0.950 TYP		0.037 TYP	
e1	1.800	2.000	0.071	0.079
L	0.550 REF		0.022 REF	
L1	0.300	0.500	0.012	0.020
θ	0°	8°	0°	8°

SOT-23 Suggested Pad Layout



Note:

1. Controlling dimension: in millimeters.
2. General tolerance: $\pm 0.05\text{mm}$.
3. The pad layout is for reference purposes only.



Attention

- Any and all HUA XUAN YANG ELECTRONICS products described or contained herein do not have specifications that can handle applications that require extremely high levels of reliability, such as life-support systems, aircraft's control systems, or other applications whose failure can be reasonably expected to result in serious physical and/or material damage. Consult with your HUA XUAN YANG ELECTRONICS representative nearest you before using any HUA XUAN YANG ELECTRONICS products described or contained herein in such applications.
- HUA XUAN YANG ELECTRONICS assumes no responsibility for equipment failures that result from using products at values that exceed, even momentarily, rated values (such as maximum ratings, operating condition ranges, or other parameters) listed in products specifications of any and all HUA XUAN YANG ELECTRONICS products described or contained herein.
- Specifications of any and all HUA XUAN YANG ELECTRONICS products described or contained herein stipulate the performance, characteristics, and functions of the described products in the independent state, and are not guarantees of the performance, characteristics, and functions of the described products as mounted in the customer's products or equipment. To verify symptoms and states that cannot be evaluated in an independent device, the customer should always evaluate and test devices mounted in the customer's products or equipment.
- HUA XUAN YANG ELECTRONICS CO.,LTD. strives to supply high-quality high-reliability products. However, any and all semiconductor products fail with some probability. It is possible that these probabilistic failures could give rise to accidents or events that could endanger human lives, that could give rise to smoke or fire, or that could cause damage to other property. When designing equipment, adopt safety measures so that these kinds of accidents or events cannot occur. Such measures include but are not limited to protective circuits and error prevention circuits for safe design, redundant design, and structural design.
- In the event that any or all HUA XUAN YANG ELECTRONICS products(including technical data, services) described or contained herein are controlled under any of applicable local export control laws and regulations, such products must not be exported without obtaining the export license from the authorities concerned in accordance with the above law.
- No part of this publication may be reproduced or transmitted in any form or by any means, electronic or mechanical, including photocopying and recording, or any information storage or retrieval system, or otherwise, without the prior written permission of HUA XUAN YANG ELECTRONICS CO.,LTD.
- Information (including circuit diagrams and circuit parameters) herein is for example only ; it is not guaranteed for volume production. HUA XUAN YANG ELECTRONICS believes information herein is accurate and reliable, but no guarantees are made or implied regarding its use or any infringements of intellectual property rights or other rights of third parties.
- Any and all information described or contained herein are subject to change without notice due to product/technology improvement, etc. When designing equipment, refer to the "Delivery Specification" for the HUA XUAN YANG ELECTRONICS product that you intend to use.