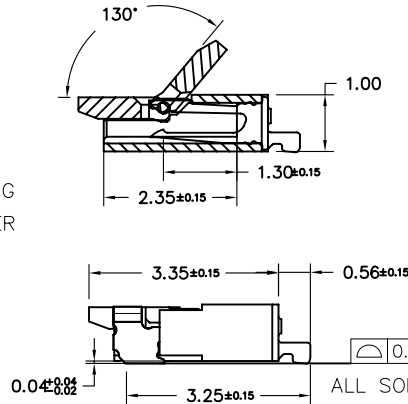
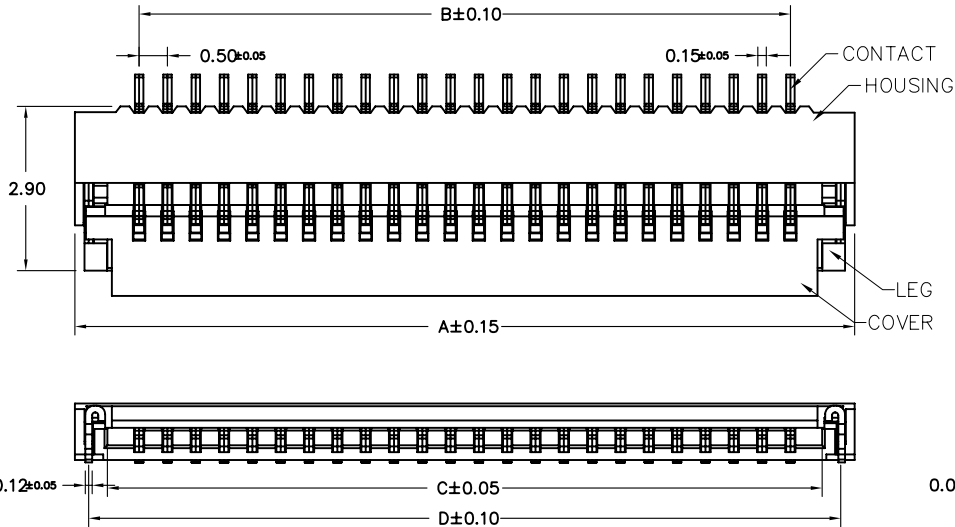


### 3D Drawing

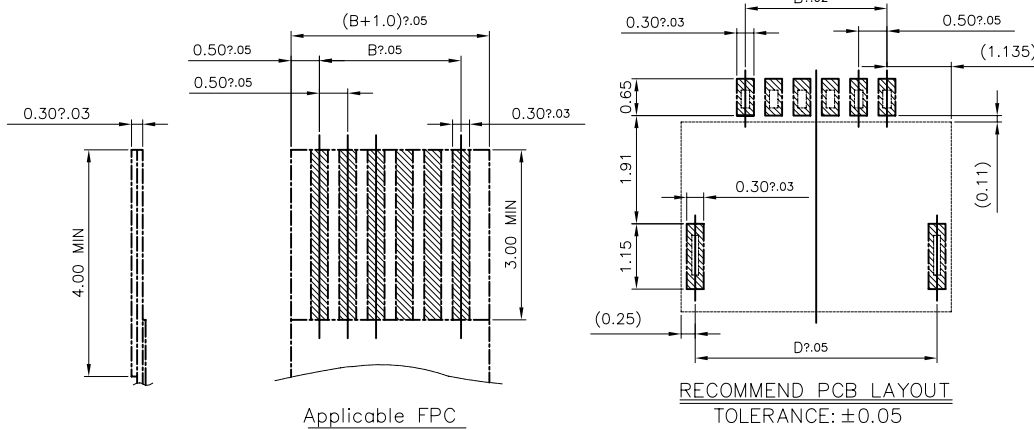
#### NOTES:

- MATERIAL:**  
HOUSING: HIGHT-TEMP PLASTIC,UL 94-V0,COLOR: WHITE;  
COVER: HIGHT-TEMP PLASTIC,UL 94-V0,COLOR: BROWN;  
CONTACT: COPPER ALLOY;  
LEG: COPPER ALLOY;
- PLATING:**  
CONTACT: GOLD OR TIN PLATED ON NICKEL OVERALL.  
LEG: TIN PLATED ON NICKEL OVERALL.
- RATING:**  
CURRENT RATING: 0.4A AC/DC  
VOLTAGE RATING: 50V AC/DC  
TEMPERATURE RANGE: -55°C~+85°C;
- PART NO:**



AFH05 - S \*\* F I A -1H

Remarks: 1H=Housing  
HF:Halogen free  
Packing: A=Tape & rell C=tube  
Gold flash l=1u" M=5U"AU  
Right Angle Lower Contact Type  
NO.of contacts  
Series name  
FPC Series Pitch=0.5mm



Applicable FPC

RECOMMEND PCB LAYOUT TOLERANCE: ±0.05

PIN NO.	DIM. A	DIM. B	DIM. C	DIM. D	PIN NO.	DIM. A	DIM. B	DIM. C	DIM. D
04	3.77	1.50	2.60	3.27	23	13.27	11.50	12.10	12.77
05	4.27	2.00	3.10	3.77	24	13.77	11.50	12.60	13.27
06	4.77	2.50	3.60	4.27	25	14.27	12.00	13.10	13.77
07	5.27	3.00	4.10	4.77	26	14.77	12.50	13.60	14.27
08	5.77	3.50	4.60	5.27	27	15.27	13.00	14.10	14.77
09	6.27	4.00	5.10	5.77	28	15.77	13.50	14.60	15.27
10	6.77	4.50	5.60	6.27	29	16.27	14.00	15.10	15.77
11	7.27	5.00	6.10	6.77	30	16.77	14.50	15.60	16.27
12	7.77	5.50	6.60	7.27	31	17.27	15.00	16.10	16.77
13	8.27	6.00	7.10	7.77	32	17.77	15.50	16.60	17.27
14	8.77	6.50	7.60	8.27	33	18.27	16.00	17.10	17.77
15	9.27	7.00	8.10	8.77	34	18.77	16.50	17.60	18.27
16	9.77	7.50	8.60	9.27	35	19.27	17.00	18.10	18.77
17	10.27	8.00	9.10	9.77	36	19.77	17.50	18.60	19.27
18	10.77	8.50	9.60	10.27	37	20.27	18.00	19.10	19.77
19	11.27	9.00	10.10	10.77	38	20.77	18.50	19.60	20.27
20	11.77	9.50	10.60	11.27	39	21.27	19.00	20.10	20.77
21	12.27	10.00	11.10	11.77	40	21.77	19.50	20.60	21.27
22	12.77	10.50	11.60	12.27	n	n*0.5+1.77	(n-1)*0.5	n*0.5+0.6	n*0.5+1.27

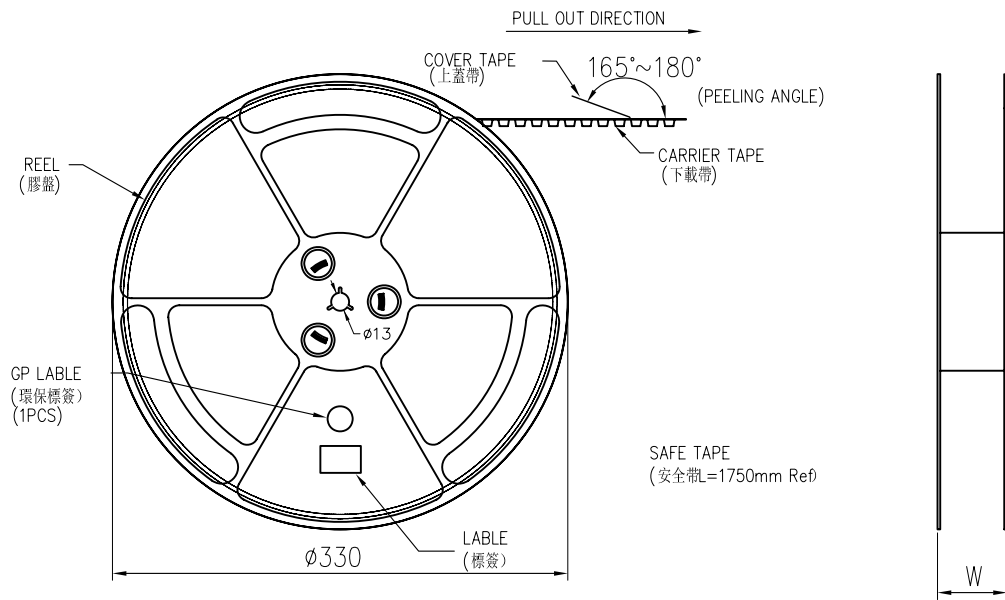
-TOLERANCES- UNLESS OTHERWISE SPECIFIED 公差參考表		<b>深圳市钜硕电子有限公司</b>			
				TITLE: 0.5Pi tch 1.0H 產品名稱: 翻蓋下接鍍金	
X.X ±0.30	X.X* ±5°	APPD: 核准:	DWG NO: AFH05-S**FIA-1H 產品料號:		
X.XX ±0.20	X.XX* ±2°	CHECK: 校對:	DATE	SCALE	UNIT
X.XXX ±0.10	X.XXX* ±1°	DRAW: 繪圖: LIU	20130228	1:1	mm
			PAGE		
			1/1		

本产品符合 RoHS SONY00259 HF 其他  
※禁止使用本公司所禁用有毒物质

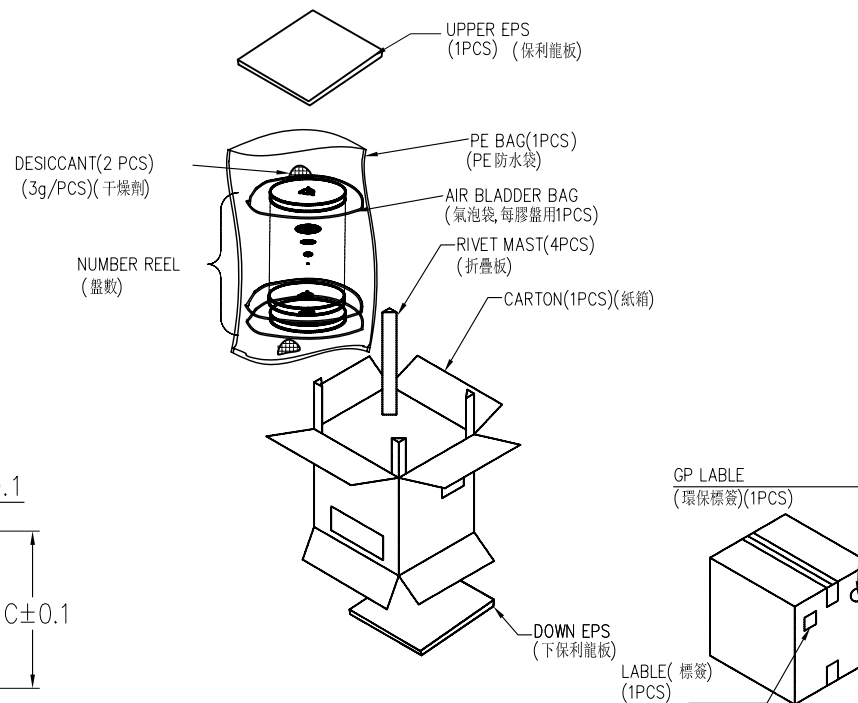
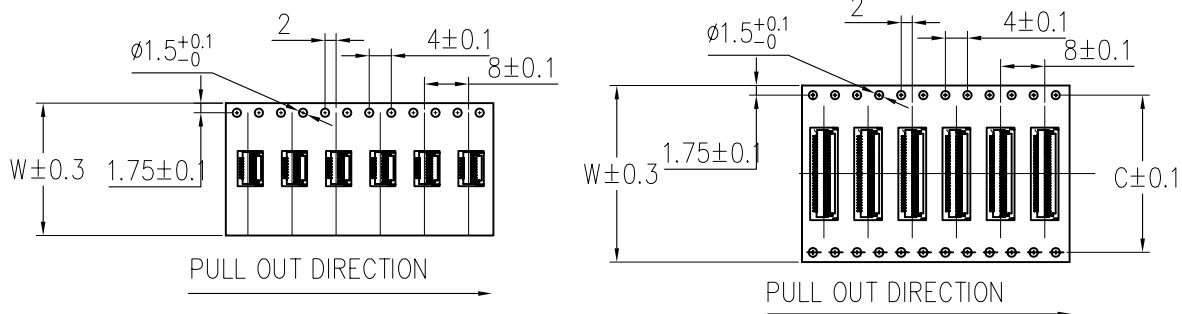
A	NEW DRAWING		LIU	02/28'13
REV	DESCRIPTION	ECN.NO	BY	DATE

NOTE:

- 1.10 Sprocket hole pitch cumulative tolerance  $\pm 0.20$ .
2. Carrier camber is within 1mm in 100mm.
3. Material: black conductive polystyrene alloy.
4. Material Thickness:  $0.3 \pm 0.05$ mm.
5. All dimensions meet EIA-481-B requirements.
6. 5000pcs Pef Reel.
7. For tape width(dim W)16 and 24mm pilot holes are provided on one sides. For tape width(dim W)32, 44 and 56mm pilot holes are provided on both sides.



SCALE 1:4



PIN NO.	W	C	PCS /REEL	REEL/CARTON	SUM(PCS)
04PIN~8PIN	12	-	5000	11	55000
9PIN~13PIN	16	-	5000	9	45000
14PIN~30PIN	24	-	5000	7	35000
31Pin~40PIN	32	28.4	5000	6	30000

- TOLERANCES - UNLESS OTHERWISE SPECIFIED 公差參考表		<b>深圳市鉅碩電子有限公司</b>			
		 		TITLE: 0.5Pitch 1.0H 產品名稱: 翻蓋下接鍍金	
X.X : ±0.30	X.X* : ±5°	APPD: 核准:	DWG NO: AFH05-S**FIA-1H		
X.XX : ±0.20	X.XX* : ±2°	CHECK: 校對:	DATE	SCALE	UNIT
X.XXX : ±0.10	X.XXX* : ±1°	DRAW: 繪圖: Liu	20110907	1:1	mm
				PAGE	1/1

REV	DESCRIPTION	ECN.NO	BY	DATE
A	New Drawing		Liu	04/21'13

本产品符合 RoHS SONY00259 0/HF 其他  
※禁止使用本公司所禁用有毒物质