



深圳市韩下电子有限公司

Shenzhen Hanxia Electronic Co., Ltd
Tel: 0755-33819206 Fax: 0755-27597491

承 认 书

SPECIFICATION FOR APPROVAL

客 户 Customer:

产品名称 Project:

电感

规格型号 Part No:

HX CYN5040-22UH

贵公司承认印 Approval signatures

料 号/Part No.	签 章/Signatures

日期 Date:

拟制/Drawn	黄彬	
审核/Check	张伟	
批准/Approved	罗小春	

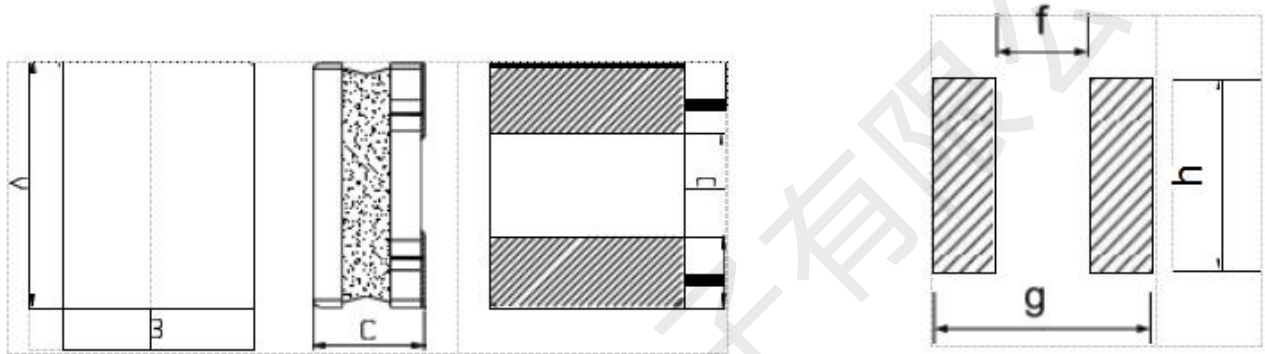
1.Features

- ①. High performance (Isat) realize by metal dust core.
- ②. Low profile: Thickness max.2.0~5.0mm.
- ③. Low loss and low resistance.
- ④. Capable of corresponding high frequency 1MHz~5MHz.
- ⑤. Ultra low buzz noise, due to composite construction.
- ⑥. The products contain no lead and also support lead-free soldering.

2.Applications area

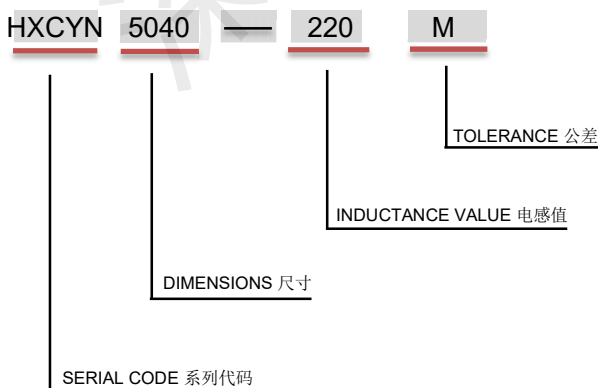
Ideally used in NB/Desktop/server/Graphic card, LCD TV/Projector, etc as DC-DC Converter.

3. Externl Dimensions (unit: mm)



Dimensions in mm								
Model	A	B	C	D	E	f	g	h
CYN252010	2.50±0.2	2.00±0.2	1.00Max.	0.80±0.2	0.80±0.2	0.80Typ.	2.50Typ.	2.00Typ.
CYN252012	2.50±0.2	2.00±0.2	1.20Max.	0.80±0.2	0.80±0.2	0.80Typ.	2.50Typ.	2.00Typ.
CYN3010	3.00±0.2	3.00±0.2	1.00 Max.	1.50±0.2	0.75±0.2	1.50Typ.	3.10Typ.	2.70Typ.
CYN3012	3.00±0.20	3.00±0.2	1.20Max.	1.50±0.2	0.75±0.2	1.50Typ.	3.10Typ.	2.70Typ.
CYN3015	3.00±0.20	3.00±0.2	1.50 Max.	1.50±0.2	0.75±0.20	1.50Typ.	3.10Typ.	2.70Typ.
CYN4012	4.00±0.20	4.00±0.2	1.30Max.	2.00±0.2	1.00±0.20	1.90Typ.	4.10Typ.	3.40Typ.
CYN4018	4.00±0.20	4.00±0.2	1.80Max.	2.00±0.2	1.00±0.20	1.90Typ.	4.10Typ.	3.40Typ.
CYN4030	4.00±0.20	4.00±0.2	3.00Max.	2.00±0.2	1.00±0.20	1.90Typ.	4.10Typ.	3.40Typ.
CYN5020	5.00±0.20	5.00±0.2	2.00Max.	2.40±0.2	1.30±0.20	2.30Typ.	5.10Typ.	4.20Typ.
CYN5040	5.00±0.20	5.00±0.2	4.00Max.	2.40±0.2	1.30±0.20	2.30Typ.	5.10Typ.	4.20Typ.
CYN6045	6.00±0.20	6.00±0.2	4.50 Max.	3.20 ±0.3	1.40 ±0.30	2.80Typ.	6.20Typ.	5.70Typ.
CYN8040	8.00±0.30	8.00±0.3	4.00Max.	3.80±0.3	2.10±0.30	3.80Typ.	8.20Typ.	7.50Typ.

4. Product Code



Code 代码	Tolerance 公差
J	±5%
K	±10%
L	±15%
M	±20%
P	±25%
N	±30%

- 电感值 Inductance Value
(1R0:1.0uH; 100: 10uH; 101:100uH)

5. Electrical Characteristics

CYN5040 type

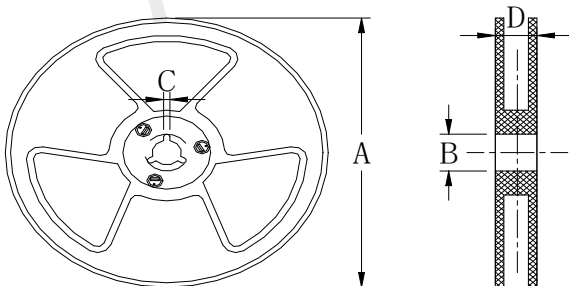
PART No.	NOMINAL INDUCTANCE (μH)	Test Freq. (kHz/v)	DCR (Ω)MAX	IDC (A)MAX	
				Isat (A) max	Irms (A) max
CYN5040-1R0N	— 1.0	100/1	0.013	7.35	4.9
CYN5040-1R5N	— 1.5	100/1	0.015	6.30	4.2
CYN5040-2R2N	2.2	100/1	0.019	4.90	3.7
CYN5040-3R3N	3.3	100/1	0.024	3.95	3.4
CYN5040-4R7M	4.7	100/1	0.030	3.50	3.0
CYN5040-5R6M	5.6	100/1	0.033	3.2	2.5
CYN5040-100M	10	100/1	0.064	2.85	2.1
CYN5040-150M	15	100/1	0.086	2.5	2.0
CYN5040-220M	22	100/1	0.129	1.8	1.4
CYN5040-330M	33	100/1	0.188	1.5	1.2
CYN5040-470M	47	100/1	0.270	1.25	1.0
CYN5040-680M	68	100/1	0.400	0.96	0.77
CYN5040-101M	100	100/1	0.560	0.82	0.66

• Notes

- All test data is referenced to 25 °C ambient
- Operating temperature range - 55 °C to + 125 °C
- Irms (A):DC current (A) that will cause an approximate ΔT of 40 °C(reference ambient temperature is 25 °C)
- Isat(A):DC current (A) that will cause L0 to drop approximately 30 %
- The part temperature (ambient + temp rise) should not exceed 125 °C under worst case operating conditions.
Circuit design, component placement, PWB trace size and thickness, airflow and other cooling provisions all affect the part temperature. Part temperature should be verified in the end application.
- Absolute maximum voltage 30VDC

6. Minimum Packaging and storage

• 包装Packing

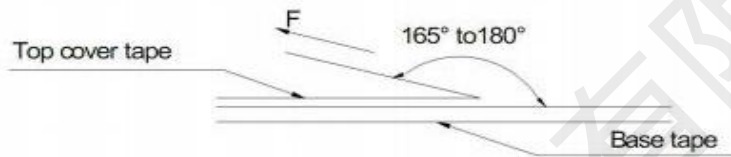


规格 尺寸	13"	7"
A	$\Phi 330 \pm 2.0$	$\Phi 178 \pm 2.0$
B	$\Phi 90 \pm 2.0$	
C	2.3	
D	21.5	1000/盘

• Tape Carrier Packaging:

Type	Standard Quantity (pcs/reel)	Type	Standard Quantity (pcs/reel)
CYN252010	3000	CYN4018	3000
CYN252012	3000	CYN4030	2000
CYN3010	2000	CYN5020	2000
CYN3012	2000	CYN5040	1500
CYN3015	2000	CYN6045	1500
CYN4012	3000	CYN8040	1000

• Tearing Off Force



The force for tearing off cover tape is 15 to 60 grams in the arrow direction under the following conditions

Room Temp. ()°C	Room Humidity (%)	Room atm (hPa)	Tearing Speed mm/min
5~35	45~85	860~1060	300

• Application Notice

Storage Conditions To maintain the solderability of terminal electrodes:

1. Temperature and humidity conditions: Less than 30°C and 70% RH.
2. Recommended products should be used within 6 months form the time of delivery.
3. The packaging material should be kept where no chlorine or sulfur exists in the air.

Transportation

1. Products should be handled with care to avoid damage or contamination from perspiration and skin oils.
2. The use of tweezers or vacuum pick up is strongly recommended for individual components. Bulk handling should ensure that abrasion and mechanical shock are minimized.