THIS DRAWING IS UNPUBLISHED
VERBAULICH UNVERÖFFENTLICHTE ZEICHNUNG
© COPYRIGHT 2022 By - TE Connectivity
RELEASED FOR PUBLICATION FEB 2009
FREI FUER VEROEFFENTLICHUNG
ALL RIGHTS RESERVED.
ALLE RECHTE VORBEHALTEN.

MATED WITH:
PASSEND ZU:
SEE NOTE 9

1-1564330-1 AS SHOWN
1-1564330-1 wie gezeigt

LOC	DIST
A1	-

PROJEKT NR. EGATN07404

REVISIONS
ÄNDERUNGEN

P	LTR	DESCRIPTION BESCHREIBUNG	DATE	DWN	APVD
	J	DETAILS SEE PCN E-12-008813	25MAY2012	MN	SKR
	J1	ECR-15-007756	15MAY2015	SK	Krauss
	J2	DETAILS SEE PCN E-18-005554	17APR2018	HO.	GILC
	J3	PCN-22-134411	21MAR2022	NS	AW

SLIDE IN LOCKED POSITION
Schieber in Verriegelungsposition

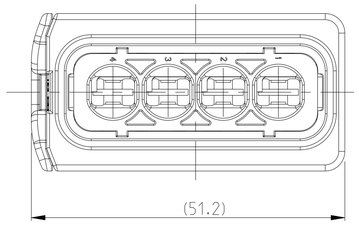

DELIVERY CONDITION:
Lieferzustand:

SECONDARY LOCKING AND SLIDE
IN PRE-LOCKED POSITION
2. Kontaktsicherung und Schieber
in Vorraststellung

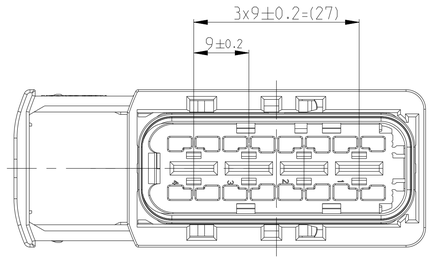

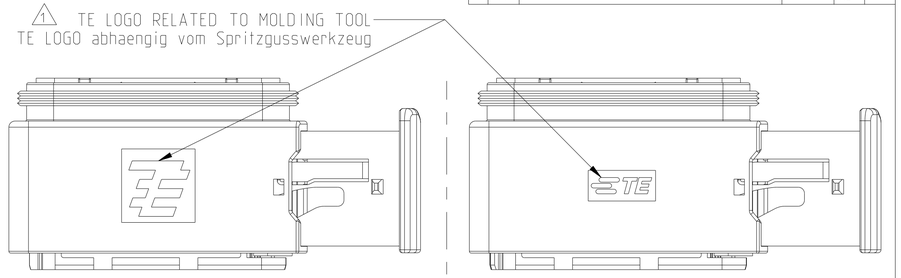

CODING A
Kodierung

PN 1-1564330-1

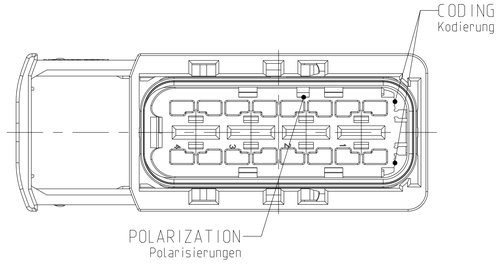

CODING B
Kodierung

PN 2-1564330-1

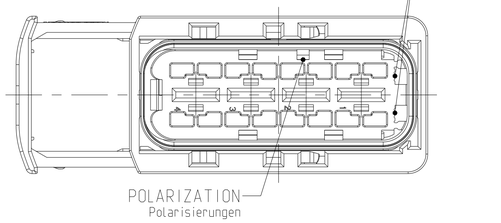

CODING C
Kodierung

PN 3-1564330-1

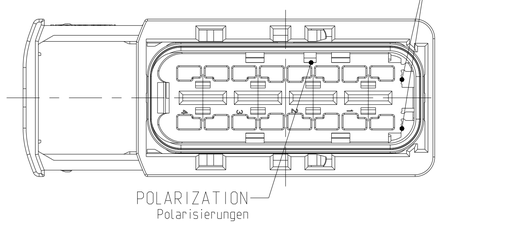

CODING D
Kodierung

PN 4-1564330-1

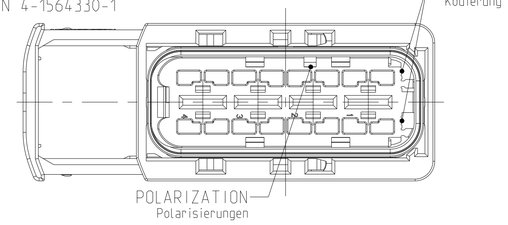

SECTION A-A
Schnitt

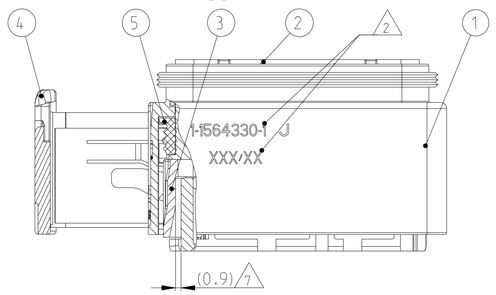

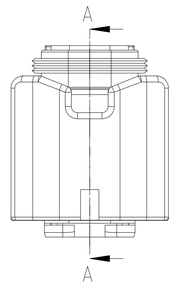

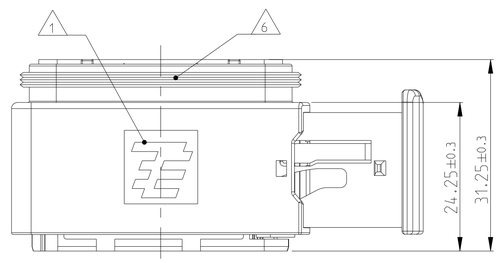

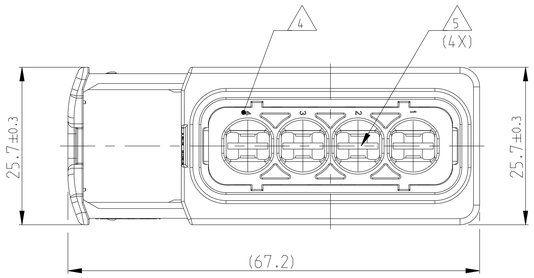

NOTES
Bemerkungen

1 TE LOGO
TE Logo

2 ASSY PN. PRODUCTION DATE (CALENDAR DAY/YEAR):
MARKING OPTIONAL AS LASER ENGRAVING OR
LASER WITH COLOR CHANGE
Assy PN. Produktionsdatum (Kalendertag/Jahr):
Beschriftung wahlweise als Lasergravur oder Laser mit Farbumschlag

3 BULK PACKAGING IN CORRUGATED BOX
Schuettgut im Versandkarton

4 CAVITY NUMBERING
Kammerbezeichnung

5 CAVITIES MATED WITH AMP MCP 6.3/4.8K
SEE PRODUCT GROUP DRAWING
TE NO: 1241438
MAX. WIRE SIZE: 6.0mm² FLR

Kontaktkammern passend fuer AMP MCP 6.3/4.8k
siehe Produktgruppenzeichnung
Tyco Electronics Nr: 1241438
max. Drahtgroessenbereich: 6.0mm² FLR

6 SUITABLE COVER SEE SEE DRAWING: 1670865, 1670866
Passend zu Kappe siehe siehe Zeichnung: 1670865, 1670866

7 SLIDING DISTANCE OF SECONDARY LOCKING
Verschiebeweg der 2. Kontaktsicherung

8 FITS TO TE INTERFACE DRAWING 114-18799-1
Passend zur Ausfuehrungsvorschrift 114-18799-1

9 SUITABLE COUNTERPART SEE DRAWING: 1564534
Passendes Gegenstueck siehe Zeichnung: 1564534

10 MALFUNCTION CAUSED BY LACQUER IS NOT
COVERED BY TE WARRANTY.
Funktionsbeeinträchtigung durch Lackieren liegt nicht im
Einfluss und Gewaehrleistungsumfang von TE

ITEM NO	DESCRIPTION Beschreibung	COLOUR Farbe	MATERIAL
1	RECEPTACLE HOUSING Buchsengehaeuse	BLACK schwarz	PBT-GF30 / V-0
2	4POS., CAVITY BLOCK, CODE. "A" 4pol., Kammerblock, Kodierung. "A"	BLACK schwarz	PBT-GF30 / V-0
2	4POS., CAVITY BLOCK, CODE. "B" 4pol., Kammerblock, Kodierung. "B"	GREY grau	PBT-GF30 / V-0
2	4POS., CAVITY BLOCK, CODE. "C" 4pol., Kammerblock, Kodierung. "C"	GREEN gruen	PBT-GF30 / V-0
2	4POS., CAVITY BLOCK, CODE. "D" 4pol., Kammerblock, Kodierung. "D"	BLUE blau	PBT-GF30 / V-0
3	SECONDARY LOCKING DEVICE Zweite Kontaktsicherung	YELLOW gelb	PBT-GF30 / V-0
4	U-SLIDE U-Schieber	YELLOW gelb	PBT-GF30 / V-0
5	SEAL Dichtung	WHITE weiss	MVQ

TE ORDER-NO. TE Bestell-Nr.	REV.	NO. OF POS. Polzahl	CODE Kodierung	COLOR OF CAVITY BLOCK Farbe des Kammerblocks	QUANTITY Stueck								ITEM NO ASSY
4-1564330-1	J	4	D	BLUE blau	1	-	-	-	1	1	1	1	4
3-1564330-1	J	4	C	GREEN gruen	1	-	-	1	-	1	1	1	3
2-1564330-1	J	4	B	GREY grau	1	-	1	-	-	1	1	1	2
1-1564330-1	J	4	A	BLACK schwarz	1	1	-	-	-	1	1	1	1

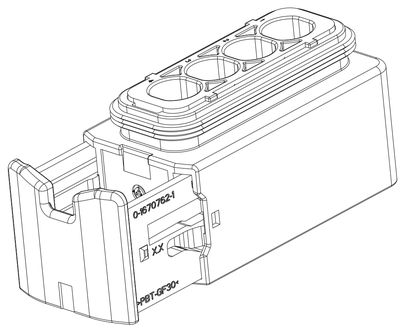

THIS DRAWING IS A CONTROLLED DOCUMENT.
DIESES ZEICHNUNGSDOKUMENT WIRD DURCH AMP INCORPORATED KONTROLLIERT. ÄNDERUNGEN, DIE DEM TECHNISCHEN FORTSCHRITT DIENEN, SIND VORBEHALTEN. DEN ZWEITE LETZTAKTUELLEN ÄNDERUNGSSTAND ERFAHREN SIE AUF ANFRAGE.

DIMENSIONS: MASSEINHEITEN: mm

TOLERANCES UNLESS OTHERWISE SPECIFIED:
ACC. TO ISO 8015
ACC. TO DIN 16901-M2
N PLC ±-
1 PLC ±-
2 PLC ±-
3 PLC ±-
4 PLC ±-
ANGLES/WINKEL ±2°

MATERIAL: SEE TABLE siehe Tabelle
FINISH/OBERFLAECHE/FARBE: SEE TABLE siehe Tabelle

DWN	Shilpa Bhavikatti	19FEB2009
CHK	J. Granzow	20FEB2009
APVD	C. Eberwein	20FEB2009

PRODUCT SPEC PRODUKTSPEZ. 108-94020
APPLICATION SPEC VERARBEITUNGSSPEZ. 114-18756
WEIGHT GEWICHT 31.6g

TE Connectivity

NAME: 4POS. AMP MCP 6.3/4.8K. REC HSG. ASSY
4pos. AMP MCP 6.3/4.8k , Buchsengehaeuse
(J1) HEAVY DUTY SEALED CONNECTOR SERIES - GROUP E

SIZE	CAGE CODE	DRAWING NO ZEICHNUNGS-NR.	RESTRICTED TO NUR FUER
A1	00779	C-1564330	-

Customer Drawing /KUNDENZEICHNUNG | SCALE MASSSTAB 2:1 | SHEET BLATT 1 OF VON 1 | REV J3