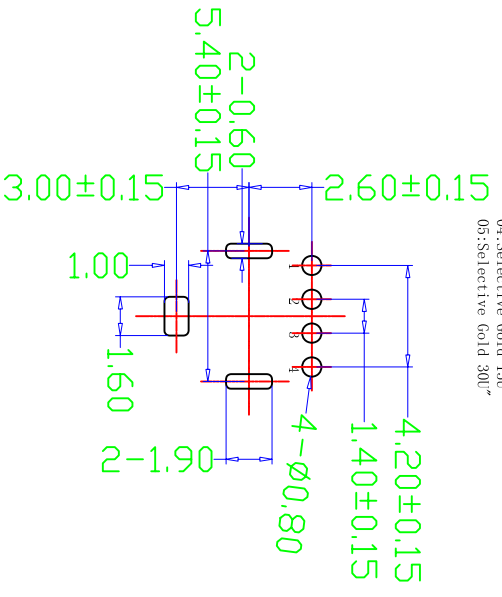
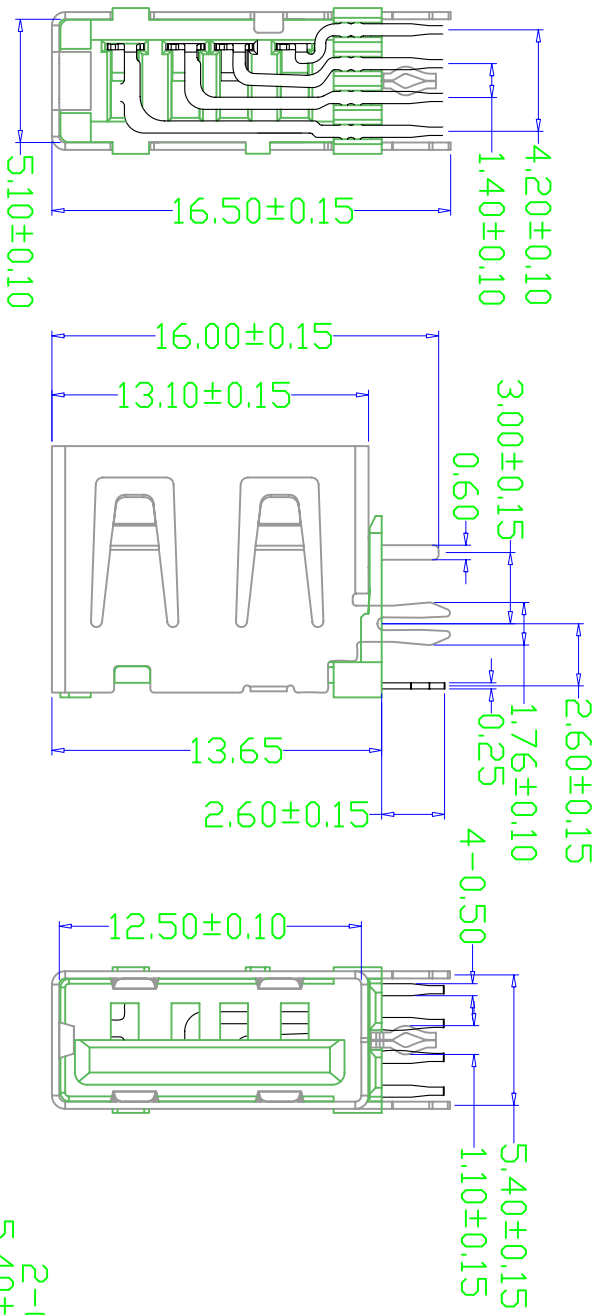
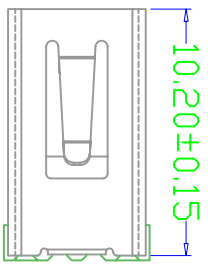
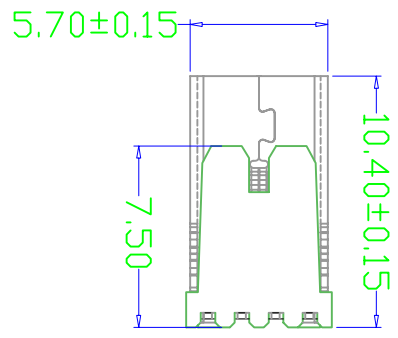


MAPX	MODIFICATION	DATE
------	--------------	------



RECOMMENDED PCB LAYOUT
GENERAL TOLERANCES: ±0.05



产品图

深圳市精拓金电子有限公司

PRODUCT CHART DMC

公差一览表		
TOLERANCE UNLESS OTHERWISE:		
X.	±0.25	X.
.X	±0.20	.X
.XX	±0.15	.XX
.XXX	±0.10	.XXX

单位	MM	制图	Z-Y-B	制图料号	906-861A1014D10200
比例	1:1	审核	郭治富	产品名称	AF10 喇谱短体外鱼叉内阻脚无边铁壳PDI由胶
日期	2014.02.20	核准	黄国荣	角法	版本
DATE		APPD		VIEW	VER

- NOTE:
- Material:
Housing: Thermoplastics (U94V-0)(R0HS_HF)
Contact: Phosphor Bronze C5191-2H/C2880-2H, T=0.25mm
Shell: COPPER ALLOY T=0.30mm
 - FINISH:
Contact: 15u" Gold Plated on Contact Area,
80u" Min. Tin Plated on Solder Area
50u" Min. Nickel Underplating Over All.
Shell: 50u" Min. Nickel Underplating Over All.
 - Specification:
3.1: Rating:
Rated voltage 500V AC/DC. Rated current: 2 A Max.
3.2: Electrical:
Insulation Resistance(EIA-364-21):
1000MΩ Min. at 500V/DC for 1Minute.
Contact Resistance(EIA-364-23):
30 mΩ Max. at 20mV Max, 50mA
Dielectric Withstanding Voltage(EIA-364-20):
No discharge, Flashover or breakdown at 500V/AC 1Minute
3. Plug extraction force shall be between 1.0kgf and 2.00kgf
 - Contact finish:
01: Selective Gold Flash
02: Selective Gold 3U"
03: Selective Gold 5U"
04: Selective Gold 15U"
05: Selective Gold 30U"