


B1SS Thru B10SS

High Current Glass Passivated Molding Single-Phase Bridge Rectifier

Reverse Voltage 100 to 1000V Forward Current 0.8A

FEATURES

- Plastic Package has Underwriters Laboratory Flammability Classification 94V-0
- High current capacity with small package
- Glass passivated chip junctions
- Superior thermal conductivity
- High surge current capability



1. Maximum & Thermal Characteristics Ratings at 25°C ambient temperature unless otherwise specified.

Parameter Symbol	Symbol	B1SS	B2SS	B4SS	B6SS	B8SS	B10SS	Unit
Maximum repetitive voltage	VRRM	100	200	400	600	800	1000	V
Maximum RMS Voltage	VRMS	70	140	280	420	560	700	V
Maximum DC Blocking Voltage	VDC	100	200	400	600	800	1000	V
Maximum DC reverse current TA=25 °C	IR	5						µA
at rated DC blocking voltage TA=125°C		500						
Average rectified forward current 60Hz Sine wave Resistance load with Ta=55°C	Io	0.8						A
Peak forward surge current 8.3ms single half sine-wave superimposed on rated load	IFSM	30						A
Rating of fusing (t<8.3ms)	I ² t	5						A ² sec
Max instantaneous forward voltage at 0.5A	VF	1.05						V
Thermal Resistance								
Between junction and ambient	R _{θJ-A}	90						°C/W
Between junction and lead	R _{θJ-L}	40						
Operating junction temperature	TJ	-55~150						°C
Storage temperature	Tstg	-55~150						°C

B1SS Thru B10SS

2. Ratings and Characteristic Curves (TA = 25°C unless otherwise noted)

Fig. 1 Derating Curve

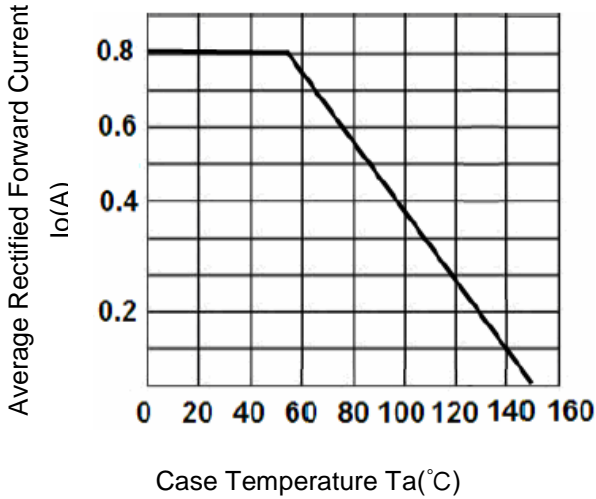


Fig.2 Typical Reverse Characteristics

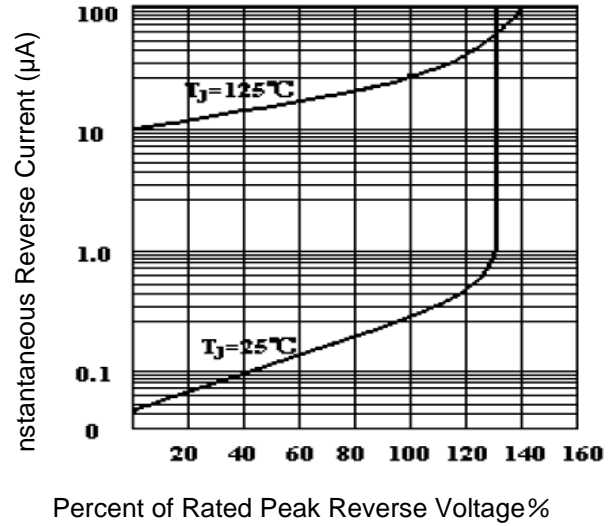


Fig.3 Forward Voltage

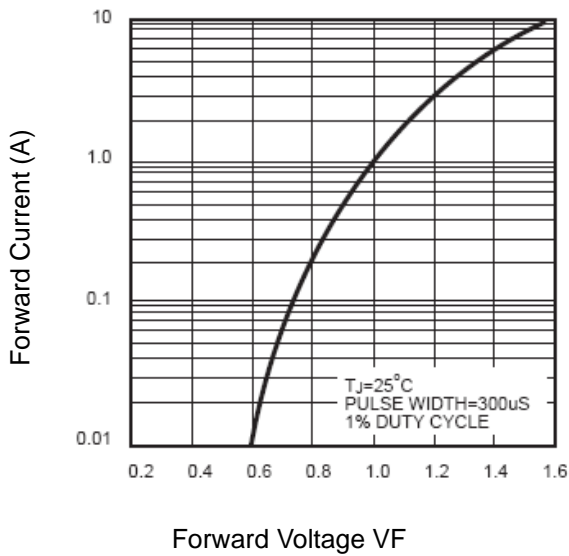
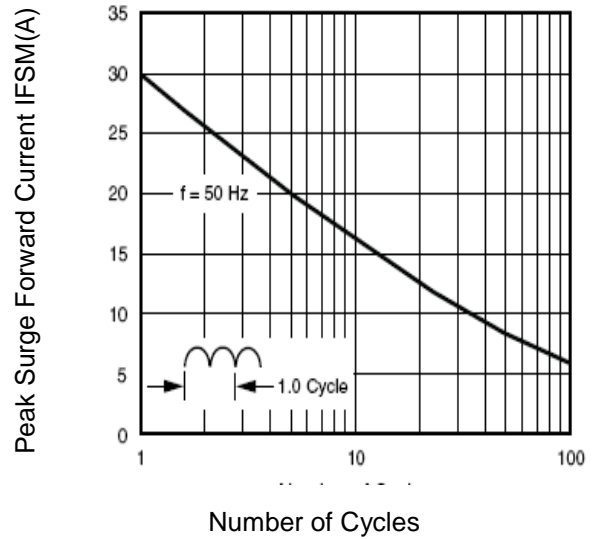
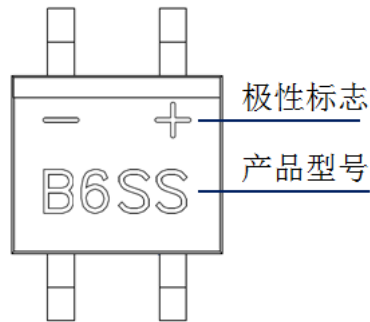


Fig.4 Peak Surge Forward Capability



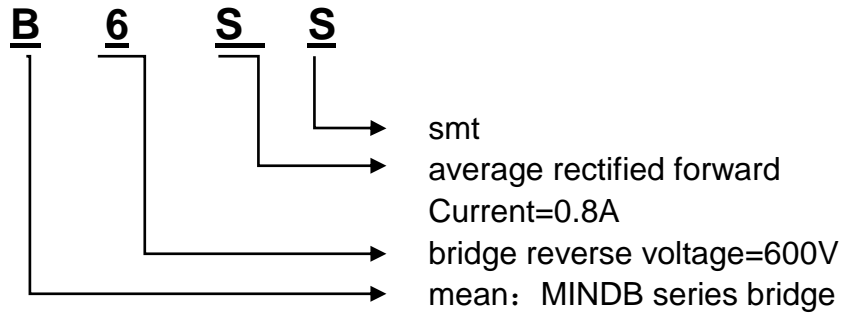
B1SS Thru B10SS

3. Marking Identification

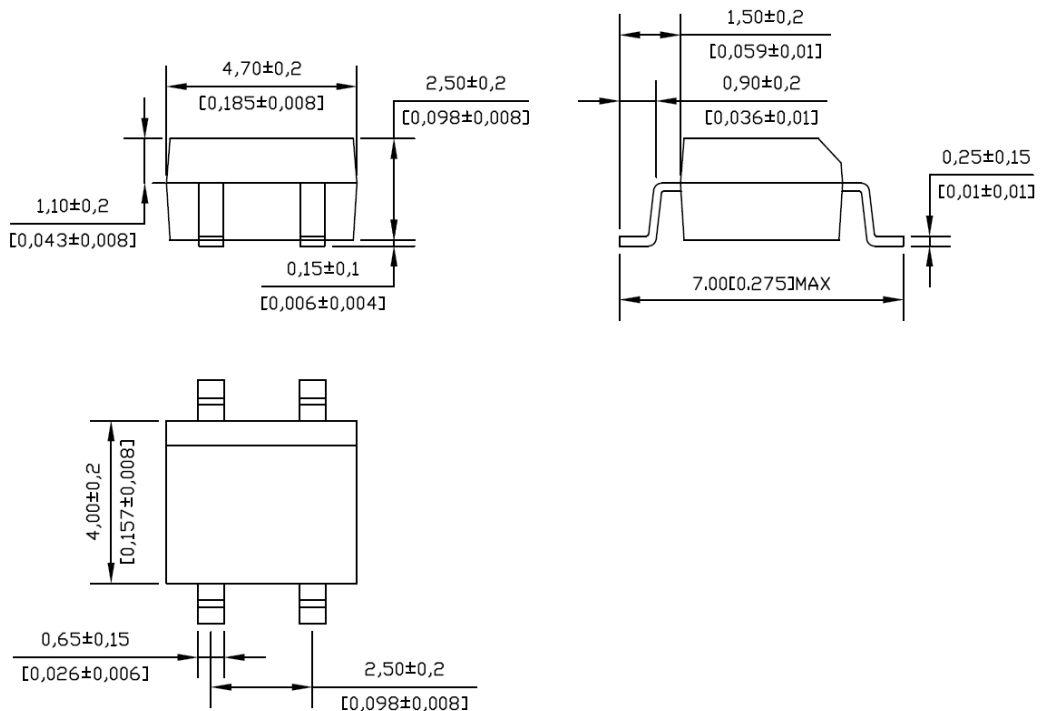


Note:

型号:



4. Dimension



B1SS Thru B10SS

5. Standard Soldering Pad

