



產品編碼 P/N	PSTMAA1608~1510 Series	測試設備 TEST INSTRUMENT	Chroma 3302 16502
產品系列 Series	扁平线一体成型电感	測試頻率 TEST FREQUENCY	1608~0403: 1MHZ / 1V 0502~1510: 100KHZ / 0.1V

客戶名稱 :
Customer :

客戶編碼 :
Customer P/N :

產品系列 : 扁平线一体成型电感
Series : SMD T-CORE Molding power Inductor

產品編碼 : PSTMAA1608~1510 Series
Supply P/N :

發版號 : A3.0
Version :

承認日期 : 2022-11-18
Endorsement Date :

備註 :
Note :

譜羅德電子科技（深圳）有限公司 PuLuoDe Electronic Technology (Shenzhen) Co. LTD	
製作 APPROVED	Ben
審查 CHECKED	Yuki
確認 PREPARED	Peter

<p>客戶承認</p> <p>Customer Approval</p>
Signature area

客戶簽章



產品編碼 P/N	PSTMAA1608~1510 Series	測試設備 TEST INSTRUMENT	Chroma 3302 16502
產品系列 Series	扁平线一体成型电感	測試頻率 TEST FREQUENCY	1608~0403: 1MHZ / 1V 0502~1510: 100KHZ / 0.1V

产品特点

Features

- ❑ 扁线结构拥有超低的直流阻抗，更高的温升电流
Low DCR High rated current
- ❑ 一体式结构有效避免电感啸叫
No gap structure to avoid inductor noise
- ❑ 闭磁结构有效降低电磁干扰
Closed magnetic circuit design reduces leakage flux and Electro Magnetic Interference (EMI)
- ❑ 超小超薄的结构减少PCB的占用面积
Takes up less PCB real estate and save more power



編碼解釋

Code interpretation

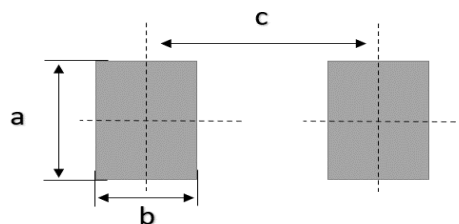
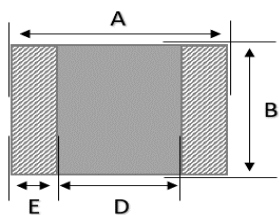
PSTMAA	252010	-	4R7	M
类别码	尺寸系列		系列码	公差
Category code	Dimension		Inductance	Tolerance

- ◎ 规格参数基於环境温度25℃取得
All test Data is referenced to 25℃ ambient
- ◎ 电感工作环境温度：-40℃ ~ 125℃
Operating temperature range -40℃ to +125℃
- ◎ 加载温升电流（I_{rms}）會使电感温度上升大約 40℃ (电感初始温度+上升温度=电感最终温度)
Typical I_{rms} would cause an approximately ΔT of 40℃
- ◎ 加载饱和电流（ISAT）會使感量下降大約30%
Typical ISAT would cause L_o to drop approximately 30%.
- ◎ 请从温升电流（IRMS）和饱和电流（ISAT）中选取一个最小值作为额定电流
Choose a minimum of IRMS and ISAT as the rated current
- ◎ 務必考慮最終的產品設計，元器件佈局，線路板走線，以及使用環境過程中，电感最终温度不得超過125℃
The operating temperature of inductance do not exceed 125℃
- ◎ 使用电感時，請查閱第15頁注意事項
The announcements is on page 16



產品編碼 P/N	PSTMAA1608~1510 Series	測試設備 TEST INSTRUMENT	Chroma 3302 16502
產品系列 Series	扁平线一体成型电感	測試頻率 TEST FREQUENCY	1608~0403: 1MHZ / 1V 0502~1510: 100KHZ / 0.1V

封裝尺寸 Dimension (mm)



系列 Series	封裝尺寸 Dimension					焊盤尺寸 Land Pattern		
	A	B	C	D	E	a	b	c
1608(0603)	1.6±0.2	0.8±0.2	0.8MAX	0.6 Ref	0.5 Ref	0.8 Typ	0.6 Typ	1.4 Typ
2012(0805)	2.0±0.2	1.2±0.2	0.8MAX	0.7 Ref	0.65 Ref	0.8 Typ	1.2 Typ	1.8 Typ
201610	2.0±0.2	1.6±0.2	1.0MAX	0.7 Ref	1.3 Ref	1.6Typ	0.55Typ	1.45Typ
252010	2.5±0.2	2.0±0.2	1.0MAX	0.7 Ref	1.8 Ref	2.0Typ	0.8Typ	2.0Typ

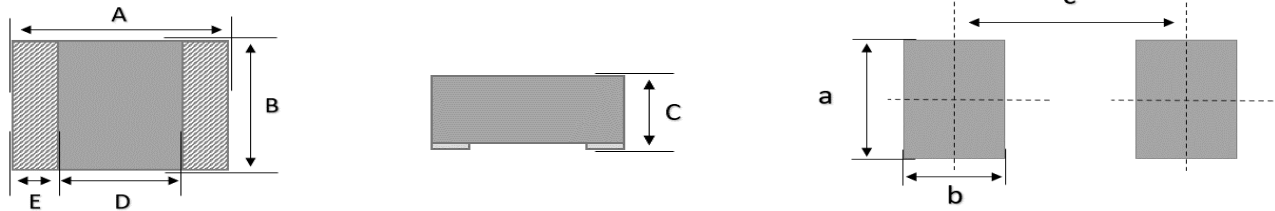
1608~201610 Series

產品編碼 P/N	@ 25 °C Ambient Temperature					
	感值 Inductance	公差 Tolerance	DCR		溫升電流 (IRMS)	飽和電流 (ISAT)
			mΩ		A	A
	μH @1MHZ	±	Typ	Max	ΔT≈40°C	L0 drop≈30%
PSTMAA1608-R47M	0.47	20%	36	43	3.5	3.4
PSTMAA1608-R56M	0.56	20%	50	60	3.4	3
PSTMAA1608-1R0M	1.0	20%	95	110	2	2.3
PSTMAA1608-2R2M	2.2	20%	350	400	0.82	0.9
PSTMAA1608-3R3M	3.3	20%	530	560	0.75	0.8
PSTMAA2012-R24M	0.24	20%	16	19	5.2	6.7
PSTMAA2012-R47M	0.47	20%	23	27	4.2	5
PSTMAA2012-1R0M	1.0	20%	50	56	2.8	3.7
PSTMAA2012-2R2M	2.2	20%	84	100	2.1	2.9
PSTMAA201610-R10M	0.10	20%	10	12	6	8
PSTMAA201610-R24M	0.24	20%	12	15	5.6	7.8
PSTMAA201610-R33M	0.33	20%	13	16	5.3	7.6
PSTMAA201610-R47M	0.47	20%	17	20	4.8	6
PSTMAA201610-R68M	0.68	20%	25	32	4.6	5.2
PSTMAA201610-1R0M	1.0	20%	42	46	3.3	4.8
PSTMAA201610-1R5M	1.5	20%	80	85	2.7	3.9
PSTMAA201610-2R2M	2.2	20%	90	96	2.2	3.5
PSTMAA201610-3R3M	3.3	20%	140	170	1.7	2.3
PSTMAA201610-4R7M	4.7	20%	200	220	1.6	2.1
PSTMAA252010-R33M	0.33	20%	10	12	6.0	8.0
PSTMAA252010-R47M	0.47	20%	12	15	5.6	7.8
PSTMAA252010-1R0M	1.0	20%	13	16	5.3	7.6
PSTMAA252010-1R5M	1.5	20%	17	20	4.8	6.0
PSTMAA252010-2R2M	2.2	20%	42	46	3.3	4.8
PSTMAA252010-4R7M	4.7	20%	80	85	2.7	3.9
PSTMAA252010-100M	10	20%	90	96	2.2	3.5

產品編碼 P/N	PSTMAA1608~1510 Series	測試設備 TEST INSTRUMENT	Chroma 3302 16502
產品系列 Series	扁平线一体成型电感	測試頻率 TEST FREQUENCY	1608~0403: 1MHZ / 1V 0502~1510: 100KHZ / 0.1V

封裝尺寸 (mm)

Dimension



系列 Series	封裝尺寸 Dimension					焊盤尺寸 Land Pattern		
	A	B	C	D	E	a	b	c
3225(1210)	3.2±0.2	2.5±0.2	1.2MAX	0.9 Ref	1.15 Ref	2.5 Typ	1.3 Typ	2.1 Typ
0415	4.2±0.2	4.2±0.2	1.6MAX	1.4 Ref	1.3 Ref	4.5 Typ	1.5 Typ	2.7 Typ

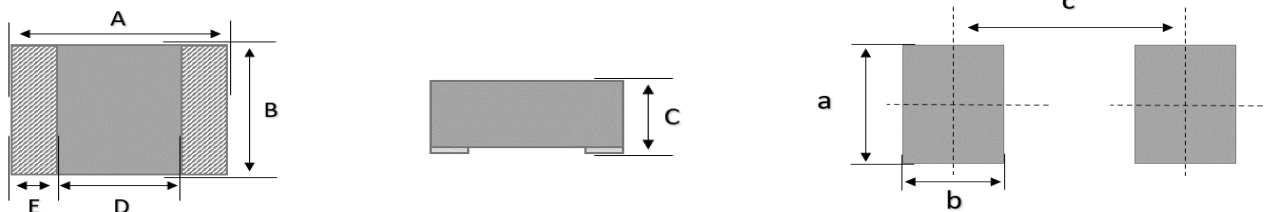
3225~0403 Series

產品編碼 P/N	@ 25 °C Ambient Temperture					
	感值	公差	DCR		溫升電流 (IRMS)	飽和電流 (ISAT)
	Inductance	Tolerance	mΩ		A	A
	μH @1MHZ	±	Typ	Max	ΔT≈40°C	L0 drop≈30%
PSTMAA3225-R24M	0.24	20%	7	12	9	11
PSTMAA3225-R33M	0.33	20%	9	14	8.4	10
PSTMAA3225-R47M	0.5	20%	14	19	7.5	8.6
PSTMAA3225-R68M	0.7	20%	18	23	7.3	8.1
PSTMAA3225-1R0M	1.0	20%	26	30	5.3	6.6
PSTMAA3225-1R5M	1.5	20%	37	44	4.7	5.1
PSTMAA3225-2R2M	2.2	20%	58	70	3.6	4.6
PSTMAA3225-3R3M	3.3	20%	75	95	2.9	3.7
PSTMAA3225-4R7M	4.7	20%	115	135	2.3	2.9
PSTMAA0415-R47M	0.47	20%	5.7	6.2	10.8	10.3
PSTMAA0415-R68M	0.68	20%	8.1	8.9	8.8	8.3
PSTMAA0415-R82M	0.82	20%	9.4	10.5	8.1	7.6
PSTMAA0415-1R0M	1.0	20%	10.6	11.8	7.5	7

產品編碼 P/N	PSTMAA1608~1510 Series	測試設備 TEST INSTRUMENT	Chroma 3302 16502
產品系列 Series	扁平线一体成型电感	測試頻率 TEST FREQUENCY	1608~0403: 1MHZ / 1V 0502~1510: 100KHZ / 0.1V

封装尺寸 (mm)

Dimension



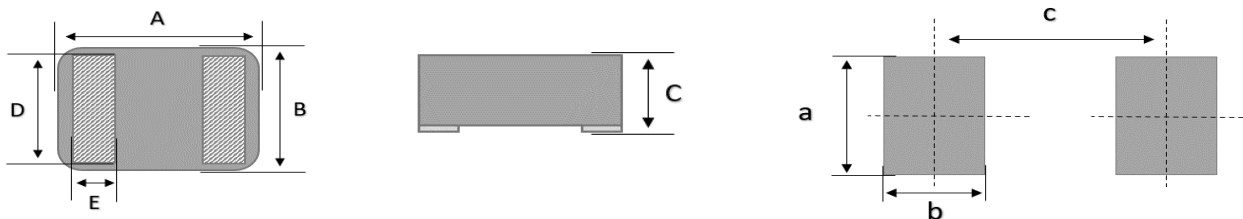
系列	封装尺寸 Dimension					焊盤尺寸 Land Pattern		
	A	B	C	D	E	a	b	c
0402	4.2±0.2	4.2±0.2	2.1MAX	1.4 Ref	1.3 Ref	4.5 Typ	1.5 Typ	2.7 Typ
0403	4.2±0.2	4.2±0.2	3.1MAX	1.4 Ref	1.3 Ref	4.5 Typ	1.5 Typ	2.7 Typ

0402~0403 Series

產品編碼 P/N	@ 25 °C Ambient Temperture					
	感值	公差	DCR		溫升電流 (IRMS)	飽和電流 (ISAT)
	Inductance	Tolerance	mΩ		A	A
	μH @1MHZ	±	Typ	Max	ΔT≈40°C	L0 drop≈30%
PSTMAA0402-R33M	0.33	20%	2.8	3.1	16.1	16.1
PSTMAA0402-R47M	0.47	20%	4.1	4.6	13.4	13.4
PSTMAA0402-R56M	0.56	20%	5.1	5.7	10.6	10.3
PSTMAA0402-R68M	0.68	20%	5.6	4.6	10.5	10.2
PSTMAA0402-R82M	0.82	20%	6.5	7.2	9.3	9.3
PSTMAA0402-1R0M	1.0	20%	7.6	8.4	8.8	8.8
PSTMAA0402-1R5M	1.5	20%	12.4	13.6	7.9	7.9
PSTMAA0402-2R2M	2.2	20%	21	22.5	7.1	7.1
PSTMAA0402-3R3M	3.3	20%	25	28	4.7	5.4
<hr/>						
PSTMAA0403-R33M	0.33	20%	2.5	3	16.5	14.8
PSTMAA0403-R47M	0.47	20%	3.1	3.5	14.5	14.5
PSTMAA0403-R56M	0.56	20%	3.5	3.9	14	14
PSTMAA0403-R68M	0.68	20%	3.8	4.3	12.5	12.5
PSTMAA0403-1R0M	1.0	20%	5.5	6.2	11.8	11.8
PSTMAA0403-1R5M	1.5	20%	7.8	8.6	9.6	9.6
PSTMAA0403-2R2M	2.2	20%	10.7	11.8	8.1	8.1
PSTMAA0403-3R3M	3.3	20%	16	17.7	6.5	6.5
PSTMAA0403-4R7M	4.7	20%	21.5	23.4	5.5	5.5

產品編碼 P/N	PSTMAA1608~1510 Series	測試設備 TEST INSTRUMENT	Chroma 3302 16502
產品系列 Series	扁平线一体成型电感	測試頻率 TEST FREQUENCY	1608~0403: 1MHZ / 1V 0502~1510: 100KHZ / 0.1V

封装尺寸 Dimension (mm)



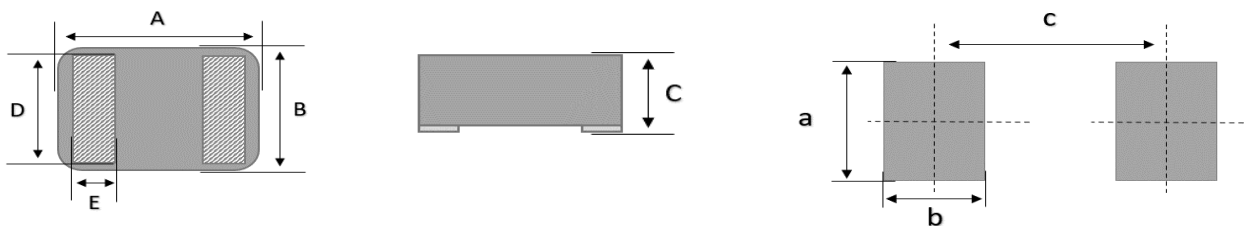
系列 Series	封装尺寸 Dimension					焊盘尺寸 Land Pattern		
	A	B	C	D	E	a	b	c
0502	5.5±0.2	5.3±0.2	2.1MAX	4.3 Ref	1.1 Ref	4.7 Typ	1.4 Typ	1.3 Typ
0503	5.5±0.2	5.3±0.2	3.1MAX	4.3 Ref	1.1 Ref	4.7 Typ	1.4 Typ	1.3 Typ
0505	5.5±0.2	5.3±0.2	5.1MAX	4.3 Ref	1.1 Ref	4.7 Typ	1.4 Typ	1.3 Typ

0502~0505 Series

產品編碼 P/N	@ 25 °C Ambient Temperature					
	感值 Inductance	公差 Tolerance	DCR		溫升電流 (IRMS)	飽和電流 (ISAT)
			mΩ		A	A
	μH	±	Typ	Max	ΔT≈40°C	L0 drop≈30%
PSTMAA0502B-R15M	0.15	20%	4	4.6	19	30
PSTMAA0502B-R33M	0.33	20%	6.2	7	15	26
PSTMAA0502B-R47M	0.47	20%	7.2	8.1	14.5	22
PSTMAA0502B-R56M	0.56	20%	8.5	9.5	14	19
PSTMAA0502B-R68M	0.68	20%	9.1	10.2	13.5	16
PSTMAA0502B-R82M	0.82	20%	10.9	12.7	12	15
PSTMAA0502B-1R0M	1.0	20%	11.5	13.8	10.5	14.5
PSTMAA0502B-1R5M	1.5	20%	16.2	18.7	8.8	13.3
<hr/>						
PSTMAA0503B-R15M	0.15	20%	1.9	2.31	22.5	36
PSTMAA0503B-R33M	0.33	20%	3.1	3.52	19.5	28
PSTMAA0503B-R47M	0.47	20%	3.4	4.13	18.5	26
PSTMAA0503B-R56M	0.56	20%	3.9	4.52	18	22.2
PSTMAA0503B-R82M	0.82	20%	5	5.78	13	19.7
PSTMAA0503B-1R0M	1.0	20%	6.7	7.6	12.5	16.5
PSTMAA0503B-1R5M	1.5	20%	10.3	11.2	10.5	14
PSTMAA0503B-2R2M	2.2	20%	12.4	14.5	10	9.7
PSTMAA0503B-3R3M	3.3	20%	20.3	23.1	8.1	9.5
PSTMAA0503B-4R7M	4.7	20%	32.3	36.3	6	8.2
<hr/>						
PSTMAA0505B-5R6M	5.6	20%	21.3	24.2	7.2	8.6
PSTMAA0505B-6R8M	6.8	20%	25.4	28.6	6.5	7.8
PSTMAA0505B-8R2M	8.2	20%	29.3	32.5	6.1	7.2
PSTMAA0505B-100M	10.0	20%	39.7	43	5	6.5

產品編碼 P/N	PSTMAA1608~1510 Series	測試設備 TEST INSTRUMENT	Chroma 3302 16502
產品系列 Series	扁平线一体成型电感	測試頻率 TEST FREQUENCY	1608~0403: 1MHZ / 1V 0502~1510: 100KHZ / 0.1V

封装尺寸 Dimension (mm)



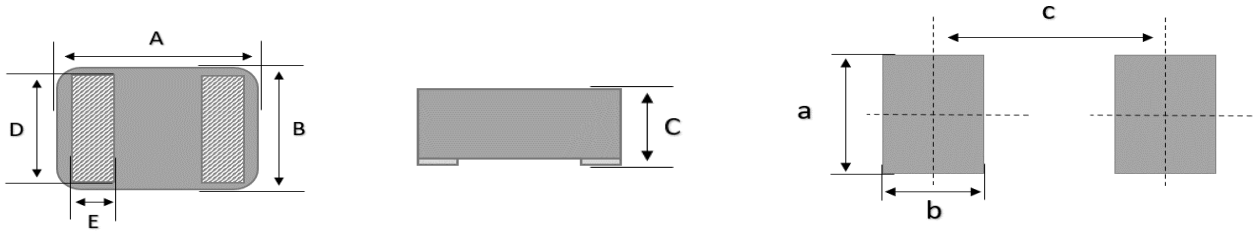
系列 Series	封装尺寸 Dimension					焊盤尺寸 Land Pattern		
	A	B	C	D	E	a	b	c
0603	6.6±0.2	6.4±0.2	3.1MAX	5.3 Ref	1.4 Ref	5.6 Typ	1.7 Typ	4.0 Typ
0605	6.6±0.2	6.4±0.2	5.0MAX	5.3 Ref	1.4 Ref	5.6 Typ	1.7 Typ	4.0 Typ
0606	6.6±0.2	6.4±0.2	6.0MAX	5.3 Ref	1.4 Ref	5.6 Typ	1.7 Typ	4.0 Typ

0603~0606 Series

產品編碼 P/N	@ 25 °C Ambient Temperature					
	感值 Inductance	公差 Tolerance	DCR		溫升電流 (IRMS)	飽和電流 (ISAT)
			mΩ		A	A
	μH	±	Typ	Max	ΔT≈40°C	L0 drop≈30%
PSTMAA0603B-R33M	0.33	20%	2.1	2.5	25	32
PSTMAA0603B-R56M	0.56	20%	2.8	3.31	22	29
PSTMAA0603B-R68M	0.68	20%	4.4	5.17	20	25
PSTMAA0603B-1R0M	1.0	20%	5.2	6.05	18	23
PSTMAA0603B-1R5M	1.5	20%	7.9	9.13	15	20
PSTMAA0603B-2R2M	2.2	20%	10.4	12.2	10	16
PSTMAA0603B-3R3M	3.3	20%	18.2	20.8	8	12.2
PSTMAA0603B-4R7M	4.7	20%	23.5	26	6	9
<hr/>						
PSTMAA0605B-1R0M	1.0	20%	4	4.52	20	23
PSTMAA0605B-1R5M	1.5	20%	5	5.83	17	19.5
PSTMAA0605B-2R2M	2.2	20%	7.6	8.5	13	16
PSTMAA0605B-3R3M	3.3	20%	10.8	12.5	11	12.5
PSTMAA0605B-4R7M	4.7	20%	16.2	18.4	8.5	10.5
PSTMAA0605B-5R6M	5.6	20%	19.5	22	7	8.3
PSTMAA0605B-6R8M	6.8	20%	23.2	25.4	6.6	7
PSTMAA0605B-8R2M	8.2	20%	28.4	31.5	6.2	6.8
<hr/>						
PSTMAA0606B-1R0M	1.0	20%	3.8	4.4	21	24
PSTMAA0606B-1R5M	1.5	20%	5.2	6.1	17.5	20
PSTMAA0606B-2R2M	2.2	20%	7.2	8.1	14	16.5
PSTMAA0606B-3R3M	3.3	20%	11.2	12.3	12	13
PSTMAA0606B-4R7M	4.7	20%	12.8	14.4	10.5	11
PSTMAA0606B-5R6M	5.6	20%	13.5	15.9	10	10
PSTMAA0606B-6R8M	6.8	20%	18.2	20.8	9	9.2
PSTMAA0606B-8R2M	8.2	20%	24.6	26.4	8	8.4
PSTMAA0606B-100M	10.0	20%	26.8	29.8	7	7.6
PSTMAA0606B-150M	15.0	20%	39.5	43.7	6	6
PSTMAA0606B-220M	22.0	20%	55.6	60.6	5	5.6

產品編碼 P/N	PSTMAA1608~1510 Series	測試設備 TEST INSTRUMENT	Chroma 3302 16502
產品系列 Series	扁平线一体成型电感	測試頻率 TEST FREQUENCY	1608~0403: 1MHZ / 1V 0502~1510: 100KHZ / 0.1V

封装尺寸
Dimension (mm)



系列	封装尺寸 Dimension					焊盘尺寸 Land Pattern		
	A	B	C	D	E	a	b	c
0703	7.8±0.2	7.6±0.2	3.1MAX	6.9 Ref	1.8 Ref	7.2 Typ	2.1 Typ	5.0 Typ
0707	7.8±0.2	7.6±0.2	7.0MAX	6.9 Ref	1.8 Ref	7.3 Typ	2.2 Typ	5.1 Typ

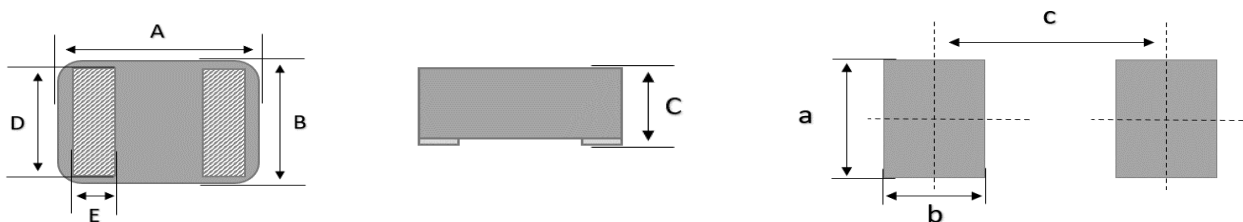
0703~0707 Series

產品編碼 P/N	@ 25 °C Ambient Temperature					
	感值 Inductance	公差 Tolerance	DCR		溫升電流 (IRMS)	飽和電流 (ISAT)
			mΩ		A	A
	μH	±	Typ	Max	ΔT≈40°C	L0 drop≈30%
PSTMAA0703B-1R0M	1.0	20%	4.5	5	22	30
PSTMAA0703B-1R5M	1.5	20%	7.6	8.25	15.5	25
PSTMAA0703B-2R2M	2.2	20%	11.6	13.7	13	19
PSTMAA0703B-3R3M	3.3	20%	16	18	10	15
PSTMAA0703B-4R7M	4.7	20%	24.2	26.7	9	13.5
PSTMAA0703B-5R6M	5.6	20%	30.2	33.2	7.5	12.5
PSTMAA0703B-6R8M	6.8	20%	38.9	42.5	7	12
PSTMAA0703B-8R2M	8.2	20%	44.5	48.7	6	10.2
PSTMAA0707B-3R3M	3.3	20%	8.7	9.42	15.5	19.4
PSTMAA0707B-4R7M	4.7	20%	12.8	14.3	14	15.2
PSTMAA0707B-6R8M	6.8	20%	17.8	19.6	9.5	12.8



產品編碼 P/N	PSTMAA1608~1510 Series	測試設備 TEST INSTRUMENT	Chroma 3302 16502
產品系列 Series	扁平线一体成型电感	測試頻率 TEST FREQUENCY	1608-0403: 1MHZ / 1V 0502~1510: 100KHZ / 0.1V

封裝尺寸
Dimension (mm)



系列 Series	封裝尺寸 Dimension					焊盤尺寸 Land Pattern		
	A	B	C	D	E	a	b	c
1030	11.9±0.3	11±0.3	3.1MAX	9.0 Ref	2.4 Ref	11 Typ	3.0 Typ	6.8 Typ
1060	11.9±0.3	11±0.3	6.0MAX	9.0 Ref	2.4 Ref	11 Typ	3.0 Typ	6.8 Typ
1010	11.9±0.3	11±0.3	10.0MAX	9.0 Ref	2.4 Ref	11 Typ	3.0 Typ	6.8 Typ

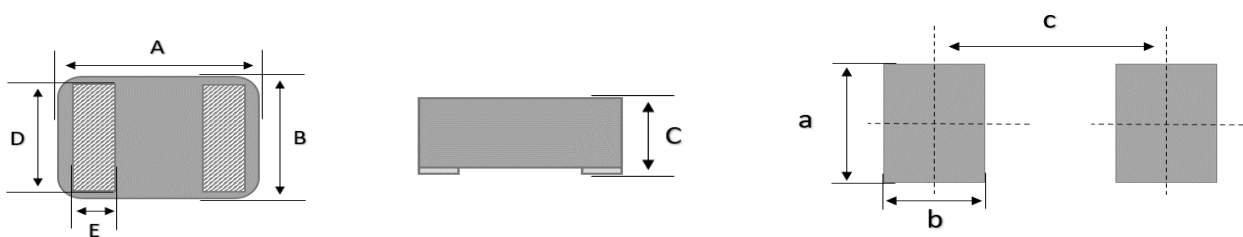
1030~1010 Series

產品編碼 P/N	@ 25 °C Ambient Temperature					
	感值	公差	DCR		溫升電流 (IRMS)	飽和電流 (ISAT)
	Inductance	Tolerance	mΩ		A	A
	μH	±	Typ	Max	ΔT≈40°C	L0 drop≈30%
PSTMAA1030B-R56M	0.56	20%	2.4	2.75	32	44
PSTMAA1030B-R82M	0.82	20%	3.6	4.1	25	38
PSTMAA1030B-1R0M	1.0	20%	4.4	4.95	23	35
PSTMAA1030B-1R5M	1.5	20%	5.8	6.6	18	30
PSTMAA1060B-R68M	0.7	20%	1.2	1.5	34	55
PSTMAA1060B-1R0M	1.0	20%	2	2.32	28.5	48
PSTMAA1060B-1R5M	1.5	20%	2.8	3.3	24.5	40
PSTMAA1060B-2R2M	2.2	20%	4.2	4.84	20	35
PSTMAA1060B-3R3M	3.3	20%	6.8	7.7	16.8	28
PSTMAA1060B-4R7M	4.7	20%	9.6	10.8	14	25
PSTMAA1010B-3R3M	3.3	20%	3.6	4.1	25	27.4
PSTMAA1010B-4R7M	4.7	20%	4.9	5.7	24	25.4
PSTMAA1010B-5R6M	5.6	20%	6.5	7.2	21.2	23.6
PSTMAA1010B-6R8M	6.8	20%	8.1	8.9	18.5	21.8
PSTMAA1010B-8R2M	8.2	20%	10.8	12.4	17.1	18.3
PSTMAA1010B-100M	10.0	20%	11.3	13.8	15.5	17.5
PSTMAA1010B-150M	15.0	20%	17.2	19.3	13.8	15.5



產品編碼 P/N	PSTMAA1608~1510 Series	測試設備 TEST INSTRUMENT	Chroma 3302 16502
產品系列 Series	扁平线一体成型电感	測試頻率 TEST FREQUENCY	1608~0403: 1MHZ / 1V 0502~1510: 100KHZ / 0.1V

封裝尺寸 (mm)
Dimension



系列	封裝尺寸 Dimension					焊盤尺寸 Land Pattern		
	A	B	C	D	E	a	b	c
1510	16.5±0.3	15.5±0.3	10.0MAX	13.2 Ref	3.2 Ref	15 Typ	4.5 Typ	10.5 Typ

1510 Series

產品編碼 P/N	@ 25 °C Ambient Temperature					
	感值	公差	DCR		溫升電流 (IRMS)	飽和電流 (ISAT)
	Inductance	Tolerance	mΩ		A	A
	μH	±	Typ	Max	ΔT≈40°C	L0 drop≈30%
PSTMAA1510-2R2M	2.2	20%	2	2.5	37	49
PSTMAA1510-3R0M	3.0	20%	2.4	3	34.5	41
PSTMAA1510-4R7M	4.7	20%	3	3.8	29	39
PSTMAA1510-5R6M	5.6	20%	3.5	4.2	28	37
PSTMAA1510-6R8M	6.8	20%	4	4.6	26	36
PSTMAA1510-8R2M	8.2	20%	6.5	7.2	24	30
PSTMAA1510-100M	10.0	20%	7.8	8.6	22	26.5
PSTMAA1510-150M	15.0	20%	10.2	11.5	18	23
PSTMAA1510-220M	22.0	20%	14.2	15.8	14	18.7
PSTMAA1510-330M	33.0	20%	17	20	12	16.7

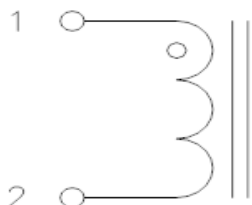


特性 CHARACTERISTICS



產品編碼 P/N	PSTMAA1608~1510 Series	測試設備 TEST INSTRUMENT	Chroma 3302 16502
產品系列 Series	扁平线一体成型电感	測試頻率 TEST FREQUENCY	1608~0403: 1MHZ / 1V 0502~1510: 100KHZ / 0.1V

電路結構 Connections



◎ 電感內置一組線圈
Inductor Contents one (1) Set(s) of Coil

实物图示 Picture



◎ 0410以下尺寸顶部不喷码印字
Size 201610~0410 series no marking

产品结构 Product Structure

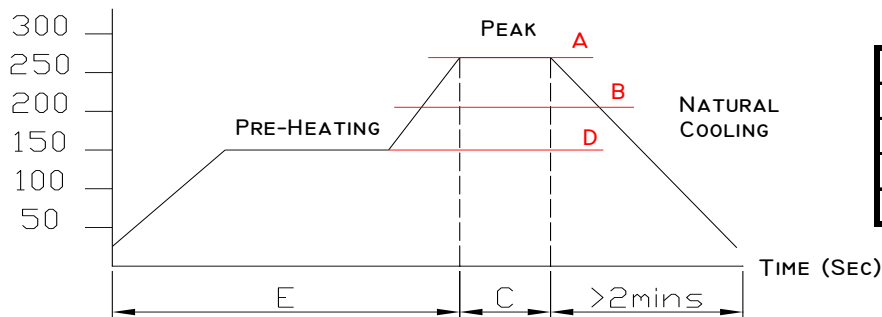


- 1: 磁芯 / Core
- 2: 電極 / Electrode
- 3: 線圈 / coil

焊接溫度（推荐）

Recommended Soldering Temperature Graph

TEMPERATURE (°C)



A	260°C
B	230°C
C	10 Sec
D	150°C
E	60~240 Sec



產品編碼 P/N	PSTMAA1608~1510 Series	測試設備 TEST INSTRUMENT	Chroma 3302 16502
產品系列 Series	扁平线一体成型电感	測試頻率 TEST FREQUENCY	1608~0403: 1MHZ / 1V 0502~1510: 100KHZ / 0.1V

机械可靠性测试

Mechanical Reliability

實驗名稱 ITEM	試驗要求 Specification & Requirement	試驗方法 Method Used
可焊性實驗 Solderability	The surface of terminal/pin tested shall be covered with new solder by 95%	Solder heat proof: Preheating: 180 ±10°C 90 seconds Soldering: 255 ±5°C for 3 ±1 sec
機械衝擊 Shock	Inductance change within ± 5% Without mechanical damage SMD Molding Ind	Drop down with 981m/s ² (100G) shock Attitude upon a rubber block method shock testing machinem, 3 tests.
振動實驗 Vibration	Inductance change within ± 5% Without mechanical damage	Vibration frequency: 10Hz to 55Hz to 10Hz 60 seconds cycle Vibration time: 2 hours

老化测试

Aging Reliability

實驗名稱 ITEM	試驗要求 Specification & Requirement	試驗方法 Method Used
冷熱衝擊 Thermal Shock	Inductance change within ± 5% Without mechanical damage	-55°C, (30 mins) -> room temp. (5 mins) -> 125°C, (30 mins) -> room temp. (5 mins) 100 cycles
耐熱性 Heat Resistance	Inductance change within ± 5% Without mechanical damage	Apply IDC current @ 85°C ambient Duration: 1000 hrs
耐濕性 Humidity Resistance	Inductance change within ± 5% Without mechanical damage	Apply IDC current @ 60°C ambient Humidity: 90~95% Duration: 1000 hrs
低溫存儲實驗 Low Temp. Storing	Inductance change within ± 5% Without mechanical damage	Storing Temp. -55 ±2 °C for total 1,000 +4/-0 hours
高溫存儲實驗 High Temp. Storing	Inductance change within ± 5% Without mechanical damage	Storing Temp. 125 ±2 °C for total 1,000 +4/-0 hours

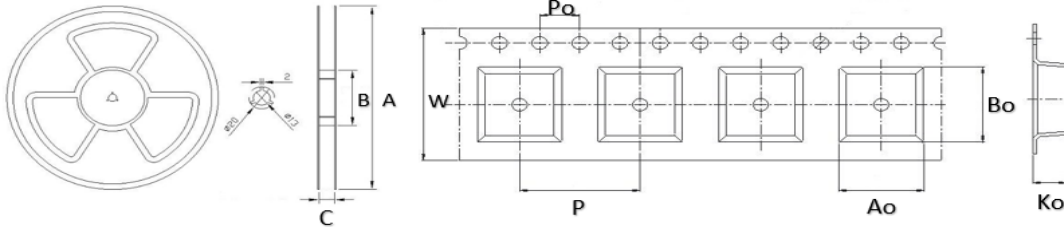
包裝方式 PACKING FOR SMD



產品編碼 P/N	PSTMAA1608~1510 Series	測試設備 TEST INSTRUMENT	Chroma 3302 16502
產品系列 Series	扁平线一体成型电感	測試頻率 TEST FREQUENCY	1608~0403: 1MHZ / 1V 0502~1510: 100KHZ / 0.1V

載帶卷盤尺寸 : (mm)

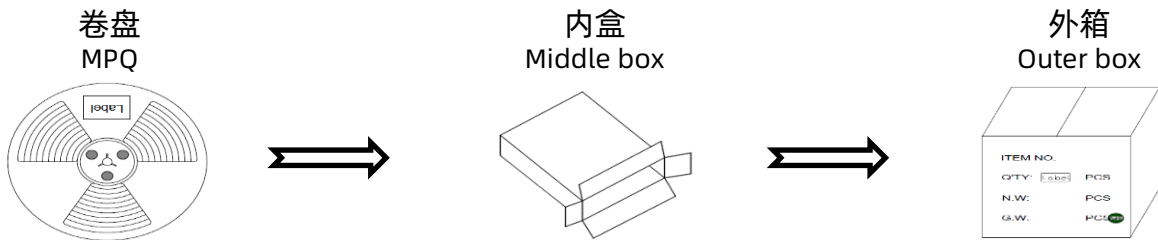
Packing Dimension



系列 Series	A	B	C	W	P	Po	Ao	Bo	Ko
1608	178	58	8.5	8	4	4	1.8 Typ	1.0 Typ	1.1 Typ
2012	178	58	8.5	8	4	4	2.2 Typ	1.4 Typ	1.1 Typ
252010	178	58	8.5	8	4	4	2.6 Typ	2.1 Typ	1.3 Typ
3225	178	58	8.5	8	8	4	3.4 Typ	2.7 Typ	1.7 Typ
0402	330	100	12	12	8	4	4.6 Typ	4.75 Typ	2.2 Typ
0403	330	100	12	12	8	4	4.6 Typ	4.75 Typ	3.2 Typ
0502	330	100	12.5	12	8	4	5.7 Typ	5.9 Typ	2.3 Typ
0503	330	100	12.5	12	8	4	5.7 Typ	5.9 Typ	3.6 Typ
0505	330	100	12.5	12	8	4	5.7 Typ	5.9 Typ	5.6 Typ
0603	330	100	16.5	16	12	4	6.9 Typ	6.9 Typ	3.4 Typ
0605	330	100	16.5	16	12	4	6.9 Typ	6.9 Typ	5.2 Typ
0606	330	100	16.5	16	12	4	6.9 Typ	6.9 Typ	6.2 Typ
0703	330	100	16.5	16	12	4	8.0 Typ	7.8 Typ	3.2 Typ
0707	330	100	16.5	16	12	4	8.0 Typ	7.8 Typ	7.3 Typ
1030	330	100	24.5	24	16	4	11.5 Typ	12.4 Typ	3.3 Typ
1060	330	100	24.5	24	16	4	11.5 Typ	12.4 Typ	6.3 Typ
1010	330	100	24.5	24	16	4	11.5 Typ	12.4 Typ	10.3 Typ
1510	330	100	32.5	32	24	4	17 Typ	16 Typ	10.5 Typ

裝箱數量:

Package Quantity



系列 Series	卷盤 MPQ	內盒 Middle box	外箱 Outer box
1608/2012	4000pcs	20000pcs	100000pcs
252010/3225	3000pcs	15000pcs	75000pcs
0402/0403	2000pcs	8000pcs	24000pcs
0502/0503	2000pcs	8000pcs	24000pcs
0505/0703	1500pcs	3000pcs	9000pcs
0603/0605/1030	1000pcs	3000pcs	9000pcs
0606/0707	700pcs	2100pcs	6300pcs
1060	500pcs	1000pcs	3000pcs
1010	300pcs	600pcs	1800pcs
1510	150pcs	300pcs	900pcs





注意事項

使用本產品時，請注意以下事項

- ◎ 產品保存期限為12個月，保存條件：溫度5~40℃，濕度10~75%RH以內，超過保存期限可能會使產品端子電極發生氧化。
- ◎ 請勿在極端環境下使用和保存（高鹽，強酸，強鹼，強輻射等）。
- ◎ 產品焊接前，請進行預熱；預熱溫度與焊接溫度之間溫差建議控制在150℃以內。
- ◎ 產品焊接後需重新拆卸焊接修正時，請遵循規格書規定的條件範圍；過高的加熱溫度以及反復的拆卸可能會導致產品失效。
- ◎ 產品請勿接觸清洗劑，酒精等液體，這會侵蝕產品本體，從而導致產品失效。
- ◎ 產品焊接到線路板後，請注意不可因線路板整體變形或局部變形而施加給電感剩餘應力，這可能會導致電感發生破裂，脫落，以致失效。
- ◎ 產品通電後溫度會隨電流的增大而上升，設計時請務必考慮留有餘量。
- ◎ 過高的靜電會對產品產生永久性損害，請注意靜電防護。
- ◎ 產品通電過程請勿觸摸產品任何部位，防止觸電。
- ◎ 本產品作為磁性產品，設計時請務必考慮周邊元器件與本產品可能產生的相互影響。
- ◎ 本產品適用於一般電子設備，如：AV設備，通信設備，家電產品，娛樂設備，電腦設備，個人設備，辦公設備，計測設備，工業機器人等。且該一般電子設備需在常規的操作和使用方法環境下使用。對於需要高度安全性和可靠性的，或者因本產品失效造成設備故障，誤操作，運轉不良等危及到人的生命身體及財產安全，以及對社會產生較大不良影響的特殊用途，設計使用前務必同本公司溝通，設計使用者如未取得我司書面同意狀況下使用造成任何後果，我司不予承擔。特殊用途包含但不限定如下清單：
 - 1 軍用設備
 - 2 運輸設備（汽車，軌道交通產品，船舶等）
 - 3 航空，航太設備
 - 4 發電控制設備
 - 5 核動力相關設備
 - 6 爆炸引燃控制設備
 - 7 交通控制設備
 - 8 關係到國防安全的設備
 - 9 其他被認定為特殊用途的設備





ANNOUNCEMENTS

Please read this before using the product.

- © The product storage life is 12 months, Storage Temperature: TEMP.5~40°C; RH10%~75%. Please use the product within the warranty period
- © Do not use or store in locations where there are conditions such as gas corrosion (salt, acid, alkali, radiation etc.) .
- © Before soldering, be sure to preheat components:The preheating temperature should be set so that The temperature difference between the solder temperature and chip temperature does not exceed 150° C.
- © Soldering corrections after mounting should be within the range of the conditions determined in the specifications. If overheated, a short circuit, performance deterioration, or lifespan shortening may occur. Repeated disassembly may invalidate the inductance
- © The cleaning agent can not be used for these products. This may corrode the inductor
- © When embedding a printed circuit board where a chip is mounted to a set, be sure that residual stress is not given to the chip due to the overall distortion of the printed circuit board and partial distortion such as at screw tightening portions.
- © Self heating (Rated Current or Irms) occurs when the power is turned ON, so the tolerance should be sufficient for the set thermal design.
- © Too high static electricity will cause permanent damage to the product, please pay attention to electrostatic protection.
- © As a magnetic product, the design must consider the possible interaction between peripheral components and the product.
- © The products listed on this catalog are intended for use in general electronic equipment (AV equipment, telecommunications equipment, home appliances, amusement equipment, computer equipment, personal equipment, office equipment, measurement equipment, industrial robots) under a normal operation and use condition.
The products are not designed or warranted to meet the requirements of the applications listed below, whose performance and/or quality require a more stringent level of safety or reliability, or whose failure, malfunction or trouble could cause serious damage to society, person or property.
If you intend to use the products in the applications listed below or if you have special requirements exceeding the range or conditions set forth in the each catalog, please contact PROD. Otherwise, PROD will not bear the serious consequences caused by product quality problems

- | | |
|--|---|
| 1 Military equipment | 8 Medical equipment |
| 2 Transportation equipment (cars, trains, ships, etc.) | 9 Other applications that are not considered general-purpose applications |
| 3 Aerospace/aviation equipment | |
| 4 Power-generation control equipment | |
| 5 Atomic energy-related equipment | |
| 6 Explosive ignition control equipment | |
| 7 Transportation control equipment | |

