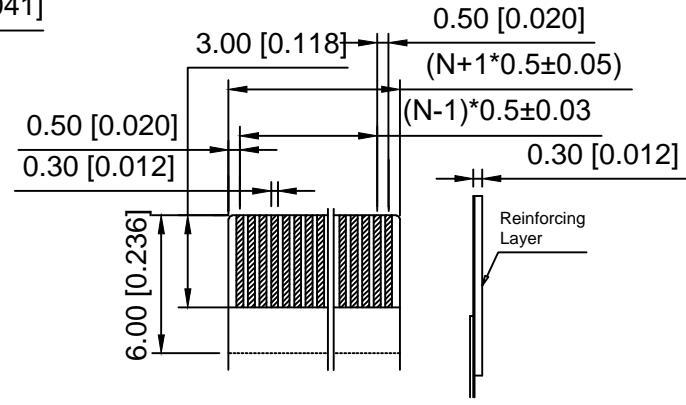
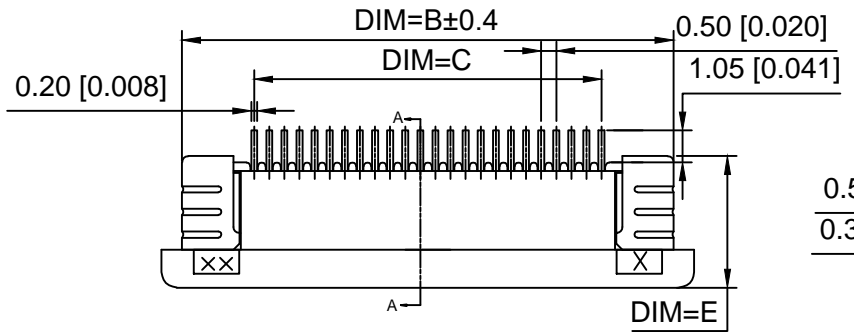


Material Description:  
 Terminal: Phosphor Bronze  
 Fitting Nail: Phosphor Bronze  
 Housing: LCP (UL94V-0)  
 Slider: LCP (UL94V-0)



RECOMMENDED FFC/FPC DIM.

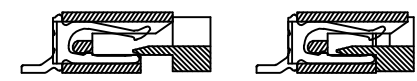
Pin	DIM A	DIM B	DIM C	DIM D	DIM E
34	22.60	21.60	16.50	17.65	
33	22.10	21.10	16.00	17.15	
32	21.60	20.60	15.50	16.65	
31	21.10	20.10	15.00	16.15	
30	20.60	19.60	14.50	15.65	
29	20.10	19.10	14.00	15.15	
28	19.60	18.60	13.50	14.65	
27	19.10	18.10	13.00	14.15	
26	18.60	17.60	12.50	13.65	
25	18.10	17.10	12.00	13.15	
24	17.60	16.60	11.50	12.65	
23	17.10	16.10	11.00	12.15	
22	16.60	15.60	10.50	11.65	
21	16.10	15.10	10.00	11.15	
20	15.60	14.60	9.50	10.65	
19	15.10	14.10	9.00	10.15	
18	14.60	13.60	8.50	9.65	
17	14.10	13.10	8.00	9.15	
16	13.60	12.60	7.50	8.65	
15	13.10	12.10	7.00	8.15	
14	12.60	11.60	6.50	7.65	
13	12.10	11.10	6.00	7.15	
12	11.60	10.60	5.50	6.65	
11	11.10	10.10	5.00	6.15	
10	10.60	9.60	4.50	5.65	
09	10.10	9.10	4.00	5.15	
08	9.60	8.60	3.50	4.65	
07	9.10	8.10	3.00	4.15	
06	8.60	7.60	2.50	3.65	
05	8.10	7.10	2.00	3.15	
04	7.60	6.60	1.50	2.65	

Pin	DIM A	DIM B	DIM C	DIM D	DIM E
67	39.10	36.10	33.00	34.15	
60	35.60	34.60	29.50	30.65	
59	35.10	34.10	29.00	30.15	
58	34.60	33.60	28.50	29.65	
57	34.10	33.10	28.00	29.15	
56	33.60	32.60	27.50	28.65	
55	33.10	32.10	27.00	28.15	
54	32.60	31.60	26.50	27.65	
53	32.10	31.10	26.00	27.15	
52	31.60	30.60	25.50	26.65	
51	31.10	30.10	25.00	26.15	
50	30.60	29.60	24.50	25.65	
49	30.10	29.10	24.00	25.15	
48	29.60	28.60	23.50	24.65	
47	29.10	28.10	23.00	24.15	
46	28.60	27.60	22.50	23.65	
45	28.10	27.10	22.00	23.15	
44	27.60	26.60	21.50	22.65	
43	27.10	26.10	21.00	22.15	
42	26.60	25.60	20.50	21.65	
41	26.10	25.10	20.00	21.15	
40	25.60	24.60	19.50	20.65	
39	25.10	24.10	19.00	20.15	
38	24.60	23.60	18.50	19.65	
37	24.10	23.10	18.00	19.15	
36	23.60	22.60	17.50	18.65	
35	23.10	22.10	17.00	18.15	

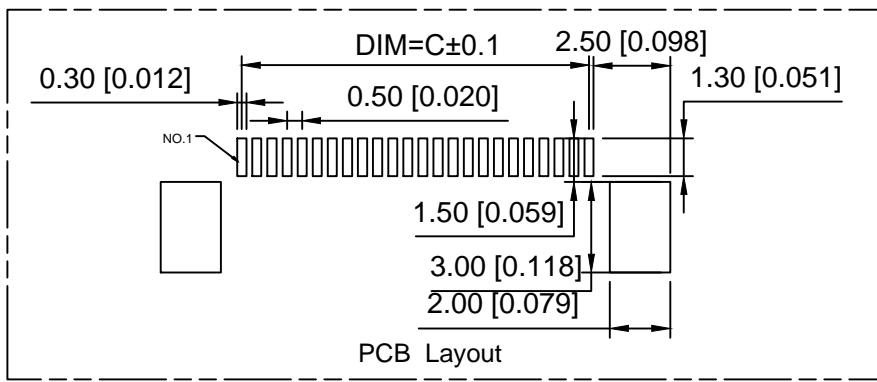
X05B20 U XX X  
 ① ② ③ ④

- ① Series Name : X05B20=0.5 mm Pitch(H=2.0mm)
- ② Assembly style : L:Low Contact SMT Type U:Upper Contact SMT Type  
D:Double-Face Contact SMT Type H:Back-flip Double-Face Contact SMT Type
- ③ Number of terminals :XX=04-67PIN
- ④ Plating : G:Gold Flash Over Nickel T:Tin Over Nickel

U:UPPER



SECTION A-A



MARK	DESCRIPTION	DATE	REVISED	APPROVED	UNSPECIFIED TOLERANCES
Δx					ANGULAR ±5°
Δx					L ≤ 4 ±0.2
Δx					4 < L ≤ 16 ±0.3
					16 < L ≤ 63 ±0.4
					L > 63 ±0.5

DSND	DATE	SCALE: N/A	MODEL TYPE: FPC CONNECTOR
DWN	DATE	VIEW:	PART NO.:
CHKD	DATE	UNIT: mm/in	DWG NO.:
APPD	DATE	SIZE: A4	X05B20UXXX
XKB INDUSTRIAL PRECISION CO., LIMITED			WEIGHT 1.0g
			SHEET 1/1
			REVISION A0