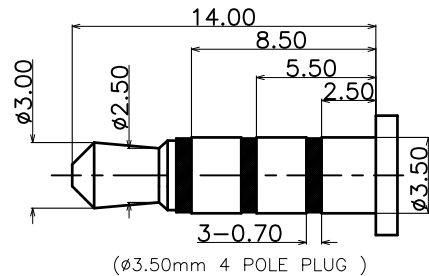
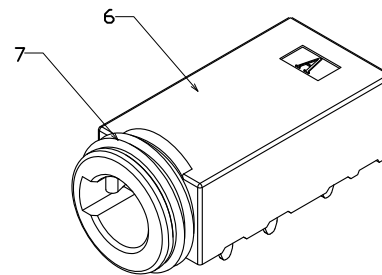


P.C.B LAYOUT T=1.00mm  
TOP VIEW

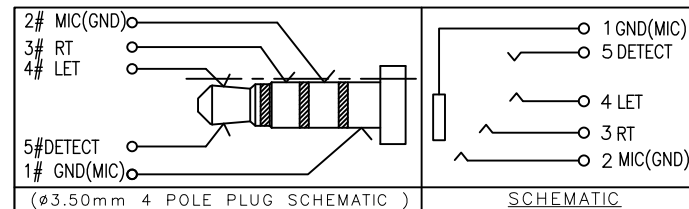


(ø3.50mm 4 POLE PLUG )



3D VIEW

1. CONTACT CURRENT RATING: 1A.
2. CONTACT RESISTANCE: 100 mΩ MAX.;
3. INSULATION RESISTANCE: 100Ω MIN.;
4. DIELECTRIC WITHSTANDING: 500V AC MIN.;
5. DURABILITY: 5,000 CYCLES MIN.;
6. CONNECTOR MATING FORCES: 30N MAX.;
7. CONNECTOR UNMATING FORCES: 3N MIN.;
8. TERPROOF LEVEL: IP67;



⑦	Contact_5	⑤	1	Copper Alloy	NICKEL UNDER PLATING OVERALL GOLD FLASH PLATING ON SOLDER AREA GOLD FLASH PLATING ON CONTACT AREA	T=0.20mm
⑥	Contact_4	④	1	Copper Alloy		T=0.20mm
⑤	Contact_3	③	1	Copper Alloy		T=0.20mm
④	Contact_2	②	1	Copper Alloy		T=0.20mm
③	Contact_1	①	1	STAINLESS STEEL		T=0.20mm
②	Separator	1	HIGH TEMP	BLACK,UL94V-0		
①	Housing	1	HIGH TEMP	BLACK,UL94V-0		
NO.	PART NAME	QTY	MATERIAL	DESCRIPTION	REMARK	



深圳市华宇创精密电子有限公司

TOLERANCE: X.X ±0.30 X.XX ±0.25 X.XXX ±0.15 X: ±2° X.X° ±0.5°	DRAWN BY : 陈一鸣	DATE : 2014-02-23	PART NAME: 防水耳机座 PJ-1830
	CHECKED BY: 马跃	DATE : 2014-02-23	PART NO. : HYCW-PJ1830-146B
UNIT: mm [inch] SCALE:1:1 SIZE: A4	APPROVED BY: 邱敏	DATE : 2014-02-23	DRAW NO. : HYC-2211021555
			SHEET NO. : 1 OF 1