
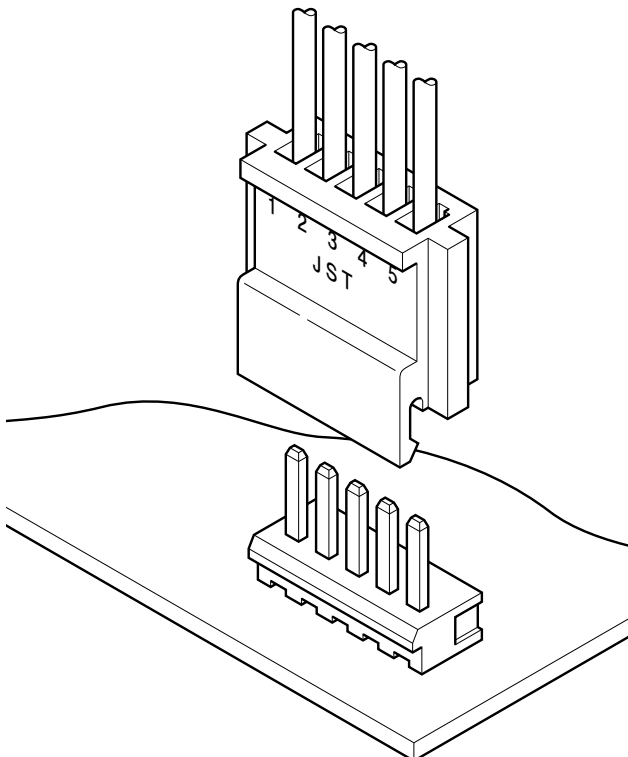


NH CONNECTOR

Disconnectable Crimp style connectors



This 2.5 mm pitch connector is used to connect wires to printed circuit boards. The header is available in three configurations: top, side, and bottom entry. This allows the wires to be perpendicular or parallel to the printed circuit board in any direction.



Features

• Superior folded beam construction

- (1) This sturdy construction withstands repeated stress, resists permanent deformation, and offers a very long service life.
- (2) High reliability is ensured whether the contact pressure is high or low.
- (3) This contact design has a large tolerance for variations in mating post thickness and resists deformation when pried.

• Double-sided contact

- (1) The receptacle contact has a protected entry which eliminates contact damage caused by mismatching.
- (2) It provides high contact pressure, is free from abnormal stress, and maintains continuity at all times.
- (3) It has an extremely long service life due to its folded beam design.

• Wide, sturdy post

The post has a large cross-sectional area to resist prying during insertion into printed circuit boards and mating with connector housings.

• Molded-in header

The posts are molded into the insulator to provide stability when mounted on printed circuit boards. This also prevents flux from entering the connector during soldering.

Specifications

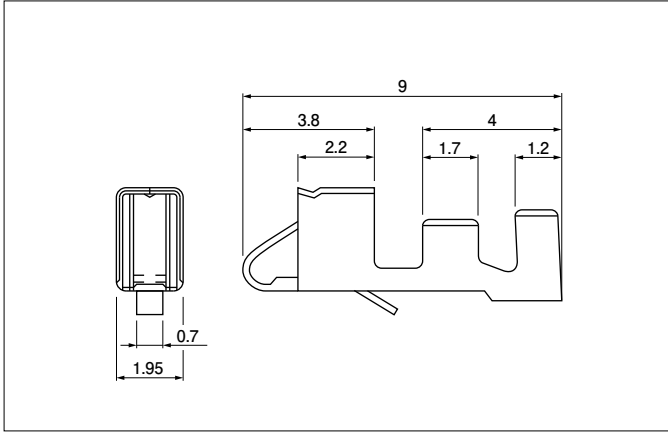
- Current rating: 3 A AC/DC (AWG #22)
 - Voltage rating: 250 V AC/DC
 - Temperature range: -25°C to +85°C
(including temperature rise in applying electrical current)
 - Contact resistance: Initial value/ 15 mΩ max.
After environmental tests/ 20 mΩ max.
 - Insulation resistance: 500 MΩ min.
 - Withstanding voltage: 1,500 VAC/minute
 - Applicable wire: AWG #30 to #22
 - Applicable PC board thickness: 1.6 mm
- * In using the products, refer to "Handling Precautions for Terminals and Connectors" described on our website (Technical documents of Product information page).
- * RoHS2 compliance
- * Dimensional unit: mm
- * Contact JST for details.

Standards

- Recognized E60389
- Certified LR20812
- J50168090

NH CONNECTOR

Contact



Model No.	Applicable wire			Q'ty/ reel
	mm ²	AWG #	Insulation O.D. (mm)	
SHF-001T-0.8BS	0.08 to 0.33	28 to 22	1.2 to 1.7	5,000
SHF-002T-0.8BS	0.05 to 0.08	30 to 28	0.9 to 1.2	

Material and Finish

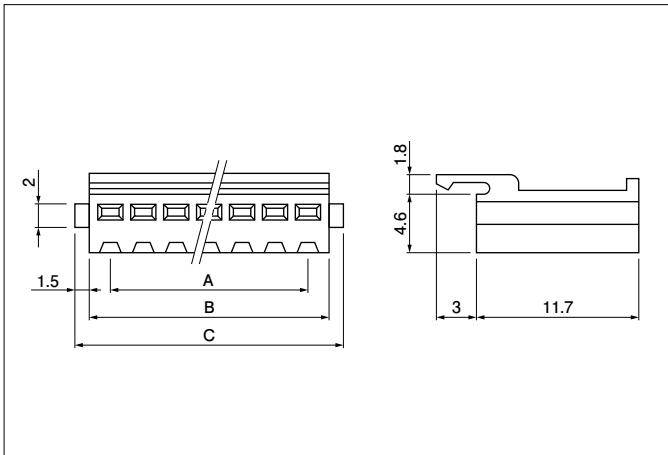
Phosphor bronze, tin-plated (reflow treatment)

RoHS2 compliance

Note:

1. Contact JST for gold-plated products.
2. Also contact JST if you require shielded wires, thin wires or other special wires.
3. Contact JST for brass products.

Housing



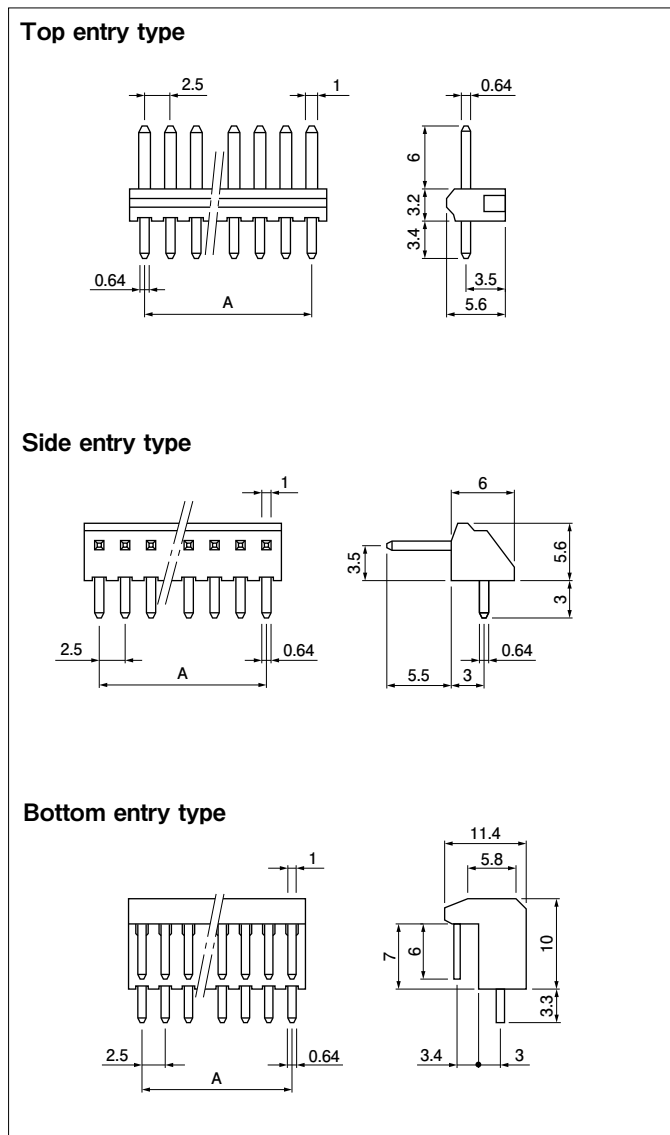
No. of circuits	Model No.	Dimensions (mm)			Q'ty/ bag
		A	B	C	
2	H2P-SHF-AA	2.5	5.7	8.7	1,000
3	H3P-SHF-AA	5.0	8.2	11.2	1,000
4	H4P-SHF-AA	7.5	10.7	13.7	1,000
5	H5P-SHF-AA	10.0	13.2	16.2	1,000
6	H6P-SHF-AA	12.5	15.7	18.7	1,000
7	H7P-SHF-AA	15.0	18.2	21.2	500
8	H8P-SHF-AA	17.5	20.7	23.7	500
9	H9P-SHF-AA	20.0	23.2	26.2	500
10	H10P-SHF-AA	22.5	25.7	28.7	500
11	H11P-SHF-AA	25.0	28.2	31.2	500
12	H12P-SHF-AA	27.5	30.7	33.7	500
13	H13P-SHF-AA	30.0	33.2	36.2	500
14	H14P-SHF-AA	32.5	35.7	38.7	500
15	H15P-SHF-AA	35.0	38.2	41.2	200
16	H16P-SHF-AA	37.5	40.7	43.7	200
18	H18P-SHF-AA	42.5	45.7	48.7	200
20	H20P-SHF-AA	47.5	50.7	53.7	200
21	H21P-SHF-AA	50.0	53.2	56.2	200
22	H22P-SHF-AA	52.5	55.7	58.7	200
24	H24P-SHF-AA	57.5	60.7	63.7	200
25	H25P-SHF-AA	60.0	63.2	66.2	200

Material and Finish

PA 6, UL94V-0, natural (white)

RoHS2 compliance

Header



No. of circuits	Model No.			Dimensions A (mm)	Q'ty/box		
	Top entry type	Side entry type	Bottom entry type		Top entry type	Side entry type	Bottom entry type
2	B2P-SHF-1AA	BS2P-SHF-1AA	BE2P-SHF-1AA	2.5	1,000	1,000	250
3	B3P-SHF-1AA	BS3P-SHF-1AA	BE3P-SHF-1AA	5.0	1,000	1,000	250
4	B4P-SHF-1AA	BS4P-SHF-1AA	BE4P-SHF-1AA	7.5	1,000	500	250
5	B5P-SHF-1AA	BS5P-SHF-1AA	BE5P-SHF-1AA	10.0	1,000	500	250
6	B6P-SHF-1AA	BS6P-SHF-1AA	BE6P-SHF-1AA	12.5	500	500	150
7	B7P-SHF-1AA	BS7P-SHF-1AA	BE7P-SHF-1AA	15.0	500	500	150
8	B8P-SHF-1AA	BS8P-SHF-1AA	BE8P-SHF-1AA	17.5	500	500	150
9	B9P-SHF-1AA	BS9P-SHF-1AA	BE9P-SHF-1AA	20.0	500	500	150
10	B10P-SHF-1AA	BS10P-SHF-1AA	BE10P-SHF-1AA	22.5	250	250	100
11	B11P-SHF-1AA	BS11P-SHF-1AA	BE11P-SHF-1AA	25.0	250	250	100
12	B12P-SHF-1AA	BS12P-SHF-1AA	BE12P-SHF-1AA	27.5	250	200	100
13	B13P-SHF-1AA	BS13P-SHF-1AA	BE13P-SHF-1AA	30.0	250	200	100
14	B14P-SHF-1AA	BS14P-SHF-1AA	BE14P-SHF-1AA	32.5	250	200	50
15	B15P-SHF-1AA	BS15P-SHF-1AA	BE15P-SHF-1AA	35.0	250	200	50
16	B16P-SHF-1AA	BS16P-SHF-1AA	—	37.5	250	200	—
17	B17P-SHF-1AA	—	—	40.0	200	—	—
18	B18P-SHF-1AA	BS18P-SHF-1AA	—	42.5	200	200	—
19	B19P-SHF-1AA	—	—	45.0	250	—	—
20	B20P-SHF-1AA	BS20P-SHF-1AA	—	47.5	250	200	—
21	B21P-SHF-1AA	BS21P-SHF-1AA	—	50.0	250	200	—
22	B22P-SHF-1AA	BS22P-SHF-1AA	—	52.5	250	200	—
23	B23P-SHF-1AA	—	—	55.0	250	—	—
24	B24P-SHF-1AA	BS24P-SHF-1AA	—	57.5	250	200	—
25	B25P-SHF-1AA	BS25P-SHF-1AA	—	60.0	250	200	—

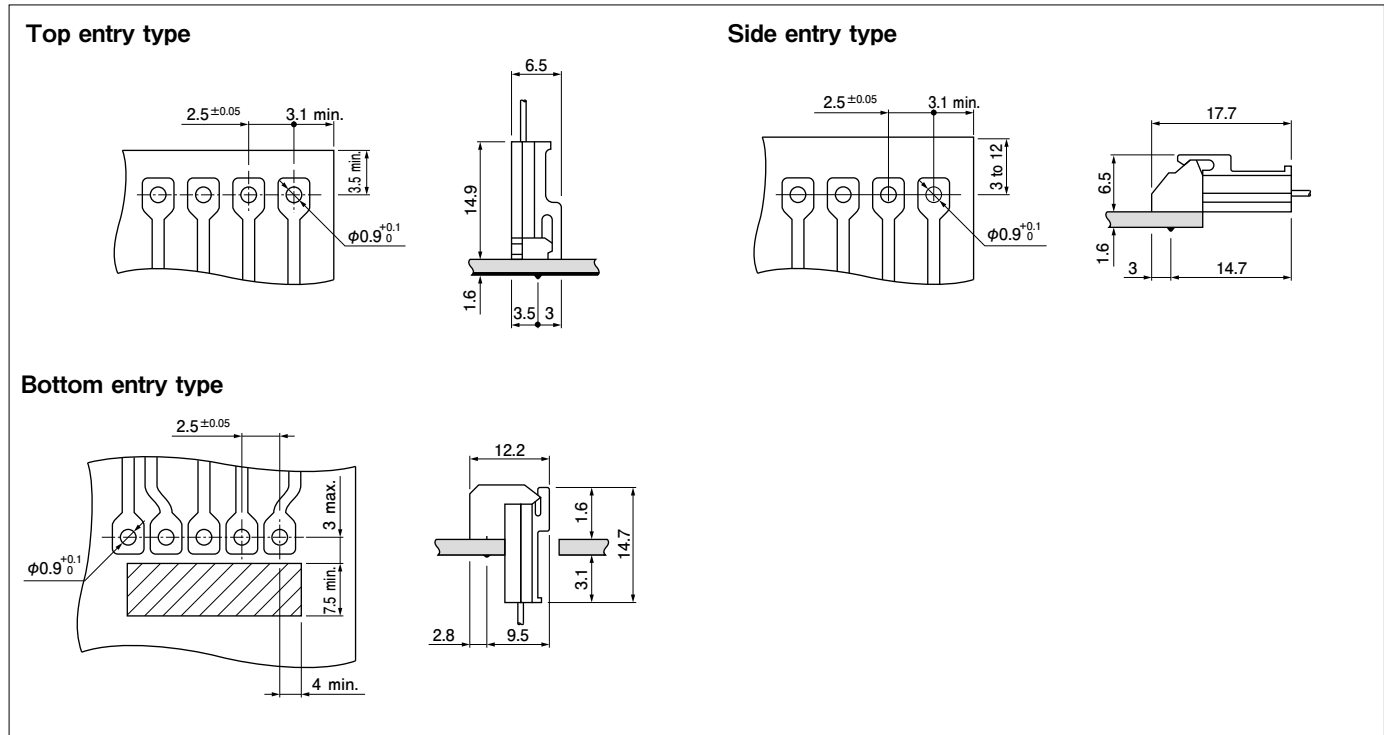
Material and Finish

Post: Brass, copper-undercoated, tin-plated (reflow treatment)
 Wafer: PA 66, UL94V-0, natural (white) for the top and side entry types
 PA 6, UL94V-0, natural (white) for the bottom entry type

RoHS2 compliance This product displays (LF)(SN) on a label.

NH CONNECTOR

PC board layout and Assembly layout



Note: 1. The above figure is the figure viewed from the connector soldering side.

2. Tolerances are non-cumulative: ± 0.05 mm for all centers.

3. Hole dimensions differ according to the type of PC board and piercing method. The dimensions above should serve as a guideline. Contact JST for details.

Model number allocation

Contact

S HF - 001 T - 0.8 BS	
Form: S...Strip form, B...Loose piece	
Series name	
Applicable wire range: 001...AWG #28 to #22	
002...AWG #30 to #28	
Surface finish: T...Tin-plated (reflow treatment)	
Terminal size	
Material: BS...Phosphor bronze, SS...Brass	

Housing

H2P - SHF - AA -	
No. of circuits: 2 to 16, 18, 20 to 22, 24, 25	
Part name: Plug	
Series name	
Supplementary symbol	
Color: None...Natural (White), K...Black, R...Red, TR...Tomato red	
E...Blue, M...Green, O...Orange, N...Brown	

Header

B 3P - SHF - 1AA - -	
Shape of assembled product: B...Top entry type BS...Side entry type BE...Bottom type	
No. of circuits: Top entry type...2 to 25 Side entry type...2 to 16, 18, 20 to 22, 24, 25 Bottom type...2 to 15	
Series name	
Flammability: 1AA...UL94V-0	
Indication of clinch: None...Straight pin, K...Clinched	
Color: None...Natural (White), BK...Black, R...Red, TR...Tomato red E...Blue, M...Green, O...Orange, N...Brown	

Note: Depending on the colors, it may take some time for delivery.

Crimping machine, Applicator

Contact	Crimping machine	Crimp applicator	Dies	Crimp applicator with dies
SHF-001T-0.8BS	AP-K2N	MKS-L	MK/SHF-001-08S	APLMK SHF001-08S
SHF-002T-0.8BS			MK/SHF-002-08S	APLMK SHF002-08S

Note: Contact JST for fully automatic crimping applicator.