



PJCF05LC SERIES

5-TVS/ZENER ARRAY FOR ESD AND LATCH-UP PROTECTION

This 5-TVS/Zener Array has been designed to Protect Sensitive Equipment against ESD and to prevent Latch-Up events in CMOS circuitry, operating at 5V, as well as available for 12V, 15V, and 24V Systems. This TVS array offers an integrated solution to protect up to 5 data lines where the board space is a premium.

FEATURES

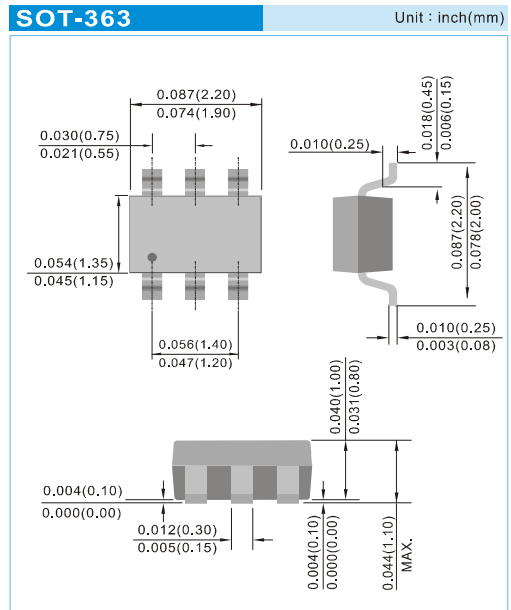
- 100W Power Dissipation (8/20 μ s Waveform)
- Low Leakage Current
- Very Low Clamping Voltage
- IEC61000-4-2 ESD 20kV air, 15kV Contact Compliance
- Operating voltage options for 5V, 12V, 15V, and 24V
- Lead free in compliance with EU RoHS 2011/65/EU directive
- Green molding compound as per IEC61249 Std. . (Halogen Free)

MECHANICAL DATA

- Case: SOT-363, Plastic
- Terminals: Solderable per MIL-STD-750, Method 2026
- Approx Weight : 0.0002 ounces, 0.006 grams.

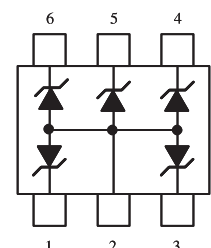
APPLICATIONS

- Personal Digital Assistant (PDA)
- SIM Card Port Protection (Mobile Phone)
- Portable Instrumentation
- Mobile Phones and Accessories
- Memory Card Port Protection



MAXIMUM RATINGS (Per Device)

RATING	SYMBOL	VALUE	UNITS
Peak Pulse Power (8/20 μ s Waveform)	P _{PP}	100	W
ESD Voltage (HBM)	V _{ESD}	25	kV
Operating Temperature Range	T _J	-55 to 125	°C
Storage Temperature Range	T _{STG}	-55 to 150	°C





PJCF05LC SERIES

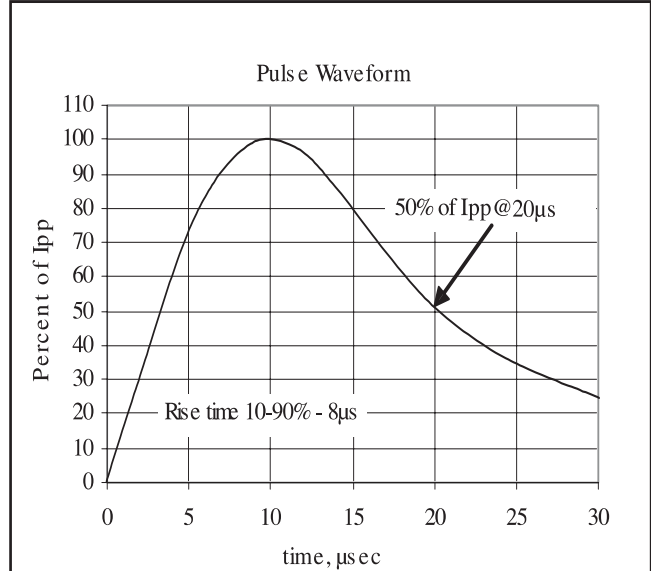
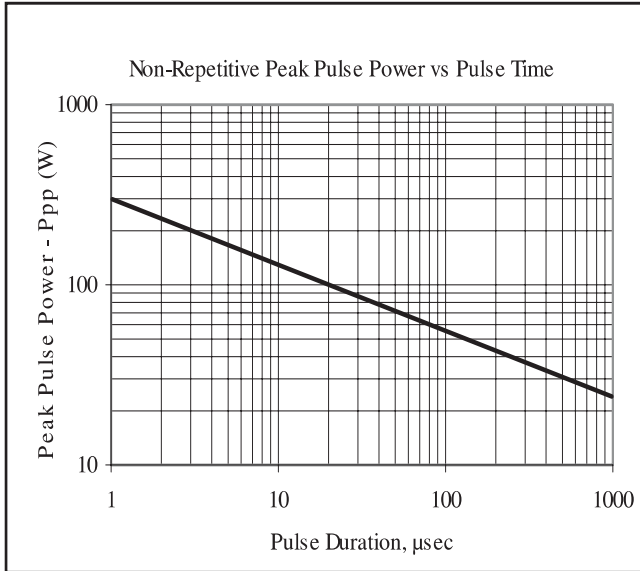
ELECTRICAL CHARACTERISTICS@T_J=25°C (Per Device)

PJCF05LC Marking C05						
PARAMETER	SYMBOL	CONDITIONS	MIN	TYP	MAX	UNITS
Reverse Stand-Off Voltage	V _{WRM}	-	-	-	5	V
Reverse Breakdown Voltage	V _{BR}	I _{BR} =1mA	6.2	-	-	V
Reverse Leakage Current	I _R	V _R =5V	-	-	0.5	μA
Clamping Voltage (8/20μs)	V _C	I _{PP} =5A	-	-	10	V
Clamping Voltage (8/20μs)	V _C	I _{PP} =9A	-	-	11	V
Off State Junction Capacitance	C _J	0Vdc Bias f=1MHz Between I/O pins and pin 2	-	-	100	pF
PJCF12LC Marking C12						
PARAMETER	SYMBOL	CONDITIONS	MIN	TYP	MAX	UNITS
Reverse Stand-Off Voltage	V _{WRM}	-	-	-	12	V
Reverse Breakdown Voltage	V _{BR}	I _{BR} =1mA	13.3	-	-	V
Reverse Leakage Current	I _R	V _R =12V	-	-	0.5	μA
Clamping Voltage (8/20μs)	V _C	I _{PP} =3A	-	-	18	V
Clamping Voltage (8/20μs)	V _C	I _{PP} =5A	-	-	20	V
Off State Junction Capacitance	C _J	0Vdc Bias f=1MHz Between I/O pins and pin 2	-	-	50	pF
PJCF15LC Marking C15						
PARAMETER	SYMBOL	CONDITIONS	MIN	TYP	MAX	UNITS
Reverse Stand-Off Voltage	V _{WRM}	-	-	-	15	V
Reverse Breakdown Voltage	V _{BR}	I _{BR} =1mA	16.6	-	-	V
Reverse Leakage Current	I _R	V _R =15V	-	-	0.5	μA
Clamping Voltage (8/20μs)	V _C	I _{PP} =3A	-	-	23	V
Clamping Voltage (8/20μs)	V _C	I _{PP} =4A	-	-	25	V
Off State Junction Capacitance	C _J	0Vdc Bias f=1MHz Between I/O pins and pin 2	-	-	40	pF
PJCF24LC Marking C24						
PARAMETER	SYMBOL	CONDITIONS	MIN	TYP	MAX	UNITS
Reverse Stand-Off Voltage	V _{WRM}	-	-	-	24	V
Reverse Breakdown Voltage	V _{BR}	I _{BR} =1mA	26.7	-	-	V
Reverse Leakage Current	I _R	V _R =24V	-	-	0.5	μA
Clamping Voltage (8/20μs)	V _C	I _{PP} =1A	-	-	35	V
Clamping Voltage (8/20μs)	V _C	I _{PP} =2A	-	-	45	V
Off State Junction Capacitance	C _J	0Vdc Bias f=1MHz Between I/O pins and pin 2	-	-	30	pF



PJCF05LC SERIES

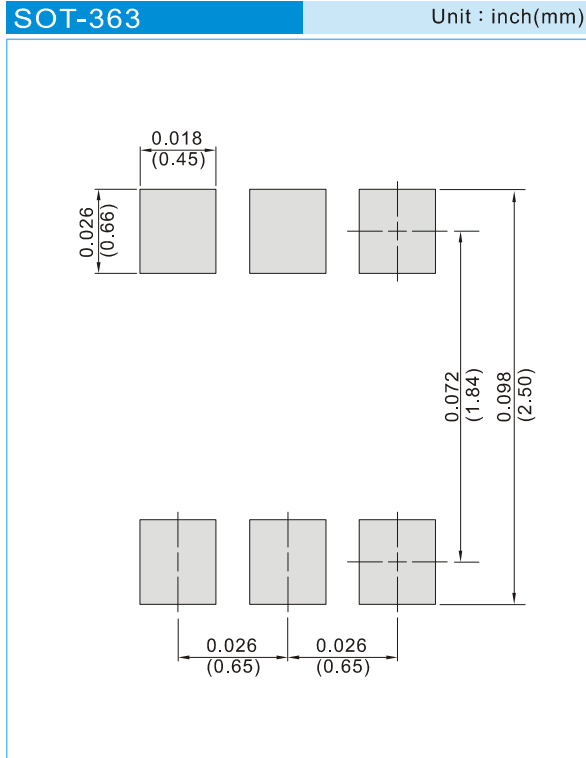
TYPICAL CHARACTERISTICS 25°C unless otherwise noted





PJCF05LC SERIES

MOUNTING PAD LAYOUT



ORDER INFORMATION

- Packing information
 - T/R - 10K per 13" plastic Reel
 - T/R - 3K per 7" plastic Reel



PJCF05LC SERIES

Part No_packing code_Version

PJCF05LC_R1_00001

PJCF05LC_R2_00001

For example :

RB500V-40_R2_00001



Packing Code XX				Version Code XXXXX		
Packing type	1 st Code	Packing size code	2 nd Code	HF or RoHS	1 st Code	2 nd ~5 th Code
Tape and Ammunition Box (T/B)	A	N/A	0	HF	0	serial number
Tape and Reel (T/R)	R	7"	1	RoHS	1	serial number
Bulk Packing (B/P)	B	13"	2			
Tube Packing (T/P)	T	26mm	X			
Tape and Reel (Right Oriented) (TRR)	S	52mm	Y			
Tape and Reel (Left Oriented) (TRL)	L	PANASERT T/B CATHODE UP (PBCU)	U			
FORMING	F	PANASERT T/B CATHODE DOWN (PBCD)	D			



PJCF05LC SERIES

Disclaimer

- Reproducing and modifying information of the document is prohibited without permission from Panjit International Inc..
- Panjit International Inc. reserves the rights to make changes of the content herein the document anytime without notification. Please refer to our website for the latest document.
- Panjit International Inc. disclaims any and all liability arising out of the application or use of any product including damages incidentally and consequentially occurred.
- Panjit International Inc. does not assume any and all implied warranties, including warranties of fitness for particular purpose, non-infringement and merchantability.
- Applications shown on the herein document are examples of standard use and operation. Customers are responsible in comprehending the suitable use in particular applications. Panjit International Inc. makes no representation or warranty that such applications will be suitable for the specified use without further testing or modification.
- The products shown herein are not designed and authorized for equipments requiring high level of reliability or relating to human life and for any applications concerning life-saving or life-sustaining, such as medical instruments, transportation equipment, aerospace machinery et cetera. Customers using or selling these products for use in such applications do so at their own risk and agree to fully indemnify Panjit International Inc. for any damages resulting from such improper use or sale.
- Since Panjit uses lot number as the tracking base, please provide the lot number for tracking when complaining.