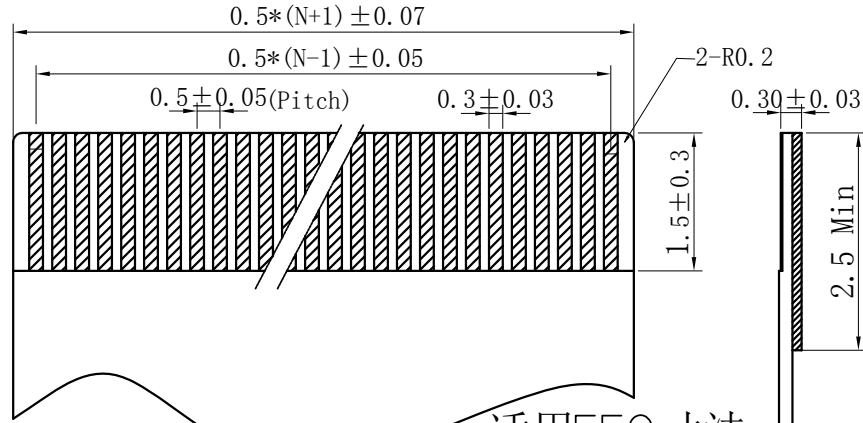
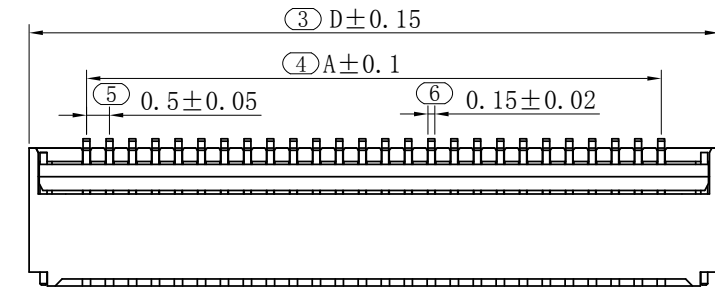
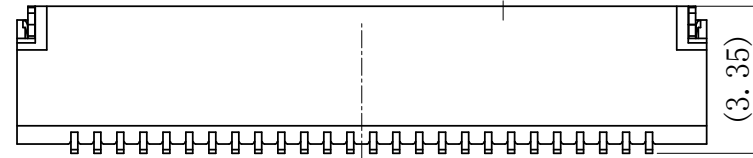
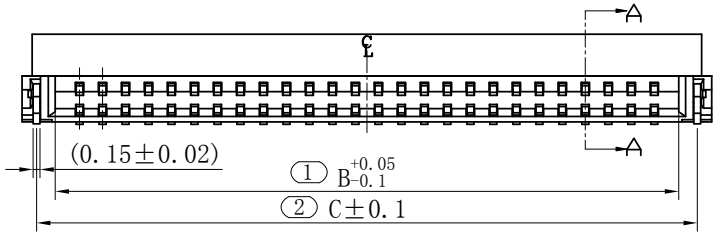
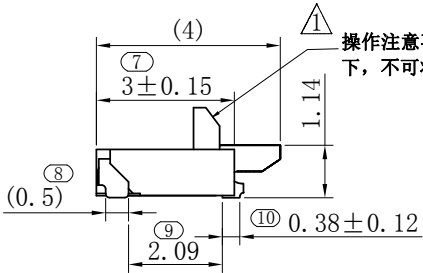


Engineer Drawing



CKT	Dim A	Dim B	Dim C	Dim D
4	1.5	2.55	3.36	4.1
6	2.5	3.55	4.36	5.1
8	3.5	4.55	5.36	6.1
10	4.5	5.55	6.36	7.1
12	5.5	6.55	7.36	8.1
13	6	7.05	7.86	8.6
14	6.5	7.55	8.36	9.1
16	7.5	8.55	9.36	10.1
18	8.5	9.55	10.36	11.1
20	9.5	10.55	11.36	12.1
24	11.5	12.55	13.36	14.1
26	12.5	13.55	14.36	15.1
30	14.5	15.55	16.36	17.1
33	16	17.05	17.86	18.6
40	19.5	20.55	21.36	22.1

适用FFC寸法
APPLICABLE FFC



操作注意事项：在未插入排线前提示下，不可将锁扣压合至加锁状态。

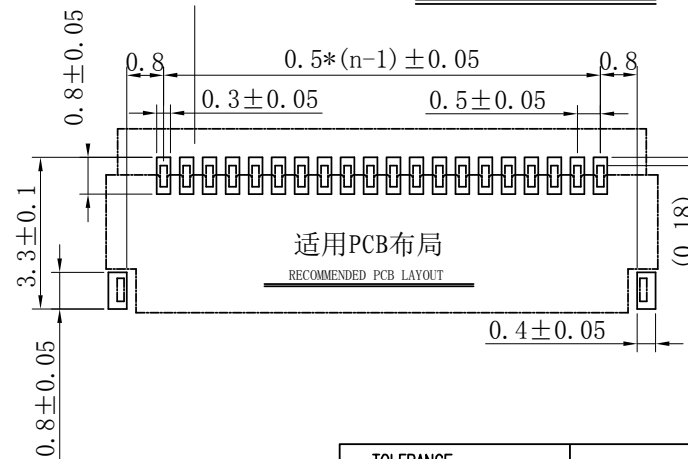
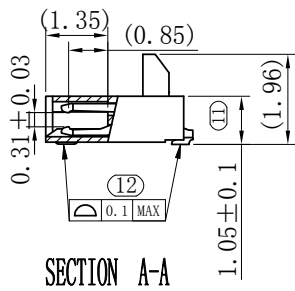
NOTES:

- MATERIAL SEE TABLE;
- PLATING SEE TABLE;
- RATING
- 3-1. OPERATING TEMPERATURE: -40~85°C
- 3-2. OPERATING VOLTAGE: 50V AC/DC
- 3-3. CURRENT RATING: 0.5 AMPS
- 3-4. DIELECTRIC WITHSTANDING VOLTAGE: 500V AC/Minute;
- 3-5. INSULATION RESISTANCE: 500MΩ Min ;
- 3-6. CONTACT RESISTANCE: 0.04Ω Max;
- N:孔位

IPFP051A3 ** * * * *

① ② ③ ④ ⑤ ⑥

- | | |
|---------------|-----------------|
| ① Series Type | ④ Company code. |
| ② Pin code. | ⑤ Packing |
| ③ Plating | ⑥ Lead Free HF |



适用PCB布局
RECOMMENDED PCB LAYOUT

<p>TOLERANCE</p> <p>0.X ±0.25 X° ±3°</p> <p>0.XX ±0.12</p> <p>0.XXX ±0.05 X.X° ±0.5°</p> <p>UNLESS OTHERWISE SPECIFIED</p>			www.i-ncp.com	
	<p>PART NO.</p> <p>IPFP051A3 xx</p>		<p>TITLE:</p> <p>0.5 FPC CONN ZIF SMT BACKFLIP H=1.05 LOWER CONTACT</p>	
	<p>DRAWING NO.</p> <p>IPFP051A3</p>		<p>SHEET 1 OF 1</p>	
	<p>UNITS mm</p>		<p>SCALE 1:1</p>	