


**15A GLASS PASSIVATED BRIDGE RECTIFIER Reverse**

**Voltage - 100 to 1000 V**

**Forward Current – 15A**

**FEATURES**

- ◆ Surge overload rating-220 amperes peak
- ◆ Polarity:As marked on body
- ◆ Ideal for printed circuit board
- ◆ Plastic material has U/L  
The flammability classification 94V-0
- ◆ Reliable low cost construction utilizing molded plastic technique



**MECHANICAL DATA**

- ◆ Case: GBU
- ◆ Terminals: Solderable per MIL-STD-202, Method 208
- ◆ Approx. Weight: 3.9g /0.138oz

**Maximum Ratings and Electrical characteristics**

Ratings at 25 °C ambient temperature unless otherwise specified.

Single phase half-wave 60 Hz, resistive or inductive load, for capacitive load current derate by 20 %.

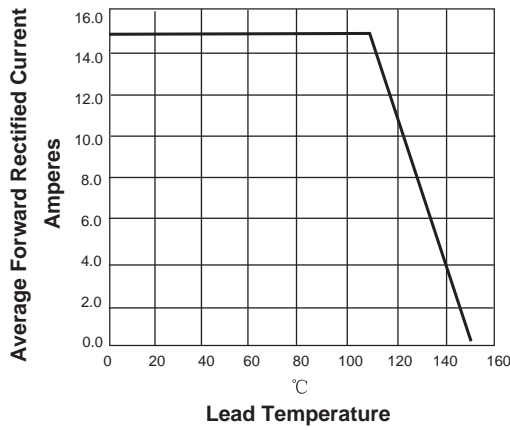
Parameter	Symbols	GBU1501	GBU1502	GBU1504	GBU1506	GBU1508	GBU1510	Units
Maximum Repetitive Peak Reverse Voltage	$V_{RRM}$	100	200	400	600	800	1000	V
Maximum RMS voltage	$V_{RMS}$	70	140	280	420	560	700	V
Maximum DC Blocking Voltage	$V_{DC}$	100	200	400	600	800	1000	V
Maximum Average Forward Rectified Current at $T_C=100^{\circ}C$ (Note 1)	$I_{(AV)}$	15.0 3.2						A
Peak Forward Surge Current 8.3 ms Single Half Sine-Wave Superimposed on Rated Load (JEDEC method)	$I_{FSM}$	220						A
Forward Voltage per element @ $I_F=7.5A$ DC	$V_F$	1.0						V
Maximum DC Reverse Current at Rated DC Blocking Voltage @ $T_a=25^{\circ}C$ @ $T_a=125^{\circ}C$	$I_R$	5 500						$\mu A$
I <sup>2</sup> t Rating for Fusing(3ms≤t≤8.3ms)	$I^2t$	200						A <sup>2</sup> S
Typical Junction Capacitance (Note1)	$C_j$	86						pF
Typical Thermal Resistance (Note2)	$R_{\theta JC}$	2.0						°C/W
Operating and Storage Temperature Range	$T_j, T_{stg}$	-55 ~ +150						°C

(1) Measured at 1 MHz and applied reverse voltage of 4 V D.C

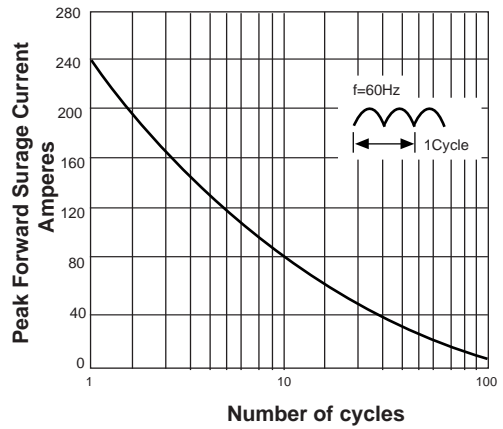
(2) Device mounted on 150mm\*150mm\*16mm cu plate heatsink

**Ratings And Characteristic Curves**

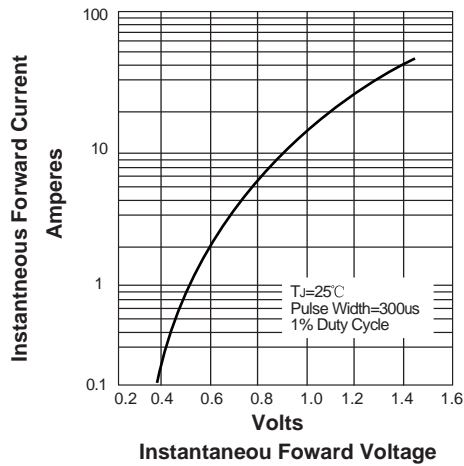
**FIG. 1- DERATING CURVE OUTPUT RECTIFIED CURRENT**



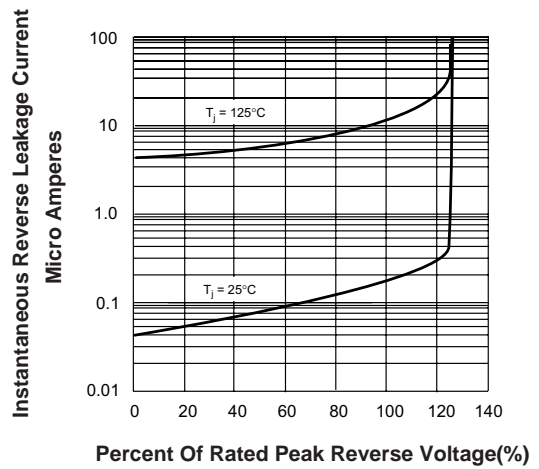
**FIG. 2-MAXIMUM NON-REPETITIVE PEAK FORWARD SURGE CURRENT PER LEG**



**FIG. 3-TYPICAL FORWARD VOLTAGE CHARACTERISTICS**

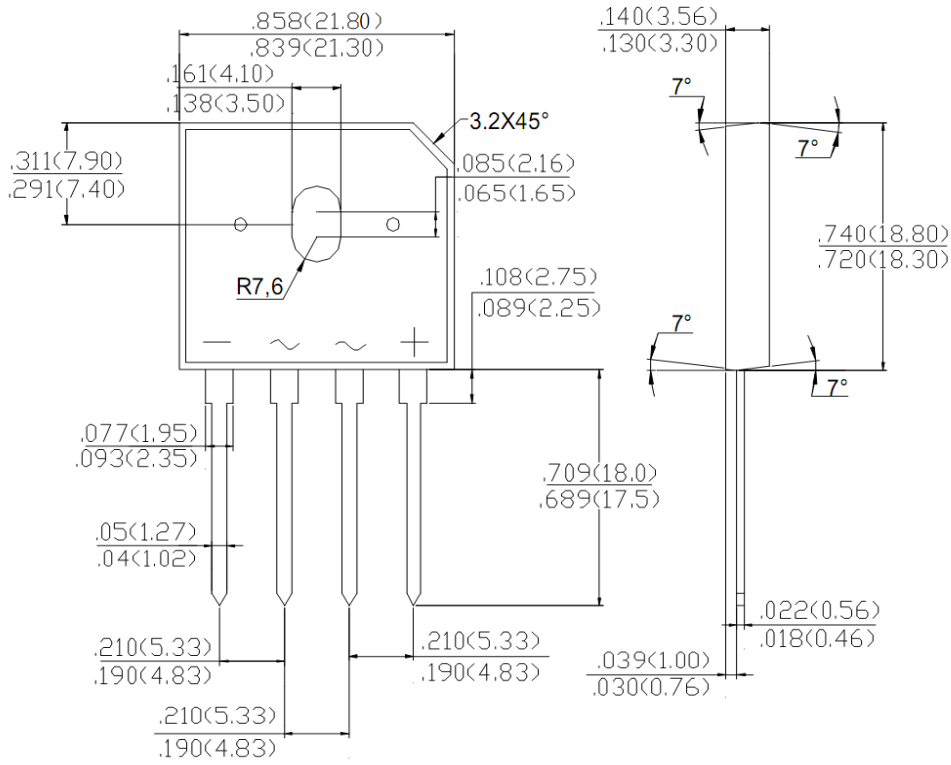


**FIG. 4-TYPICAL REVERSE LEAKAGE CHARACTERISTICS**



**Package Outline**

**GBU**



**Summary of Packing Options**

Package	Packing Description	Packing Quantity	Industry Standard
GBU	BOX	350	EIA-481-1